



2013 Annual Report

Dr. Barrett Hatches, Chairman
Suzanne Bocell Bradley, Commissioner
Darryl T. Jones, Commissioner
Jack Merritt, Commissioner
Diane C. Howard, Commissioner



**The Missouri Gaming Commission
will regulate charitable and commercial
gaming in a manner which promotes a positive
impact on the State and ensures the integrity of the industry.**

MGC Mission Statement

Visit Us At:

<http://www.mgc.dps.mo.gov>



<http://www.showmegaming.com>

Table of Contents

Message from the Chairman	4
Message from the Executive Director	5
Commissioners	6
Money to Worthy Causes	8
Report on Competitiveness	9
Economic Impact	10
Fund Balance Report	11
Charitable Gaming.....	12
Missouri State Highway Patrol	13
FY 2013 Operation Results	
Ameristar Casino Kansas City	14
Ameristar Casino St. Charles	15
Argosy Riverside Casino.....	16
Harrah's North Kansas City	17
Harrah's Maryland Heights	18
Hollywood Casino (formerly Harrah's Maryland Heights)	19
Isle of Capri – Boonville.....	20
Isle of Capri – Cape Girardeau	21
Isle of Capri – Kansas City.....	22
Lady Luck of Caruthersville	23
Lumière Place.....	24
River City Casino	25
Mark Twain Casino.....	26
St. Jo Frontier Casino	27
Fiscal Year 2013 Project Summary	28

Message from the Chairman



The Missouri Gaming Commission compiles an annual report each fiscal year which encompasses an account of the commission's activities over the past fiscal year. This report is mandated by law and includes a summary of the status of each licensed gaming facility, a report of gaming taxes and a comprehensive look at each individual riverboat gaming facility. This year our report details a new casino opening, and another casino which changed owners, proving even with a limited number of casino properties nothing stays the same.

In December 2010, the Missouri Gaming Commission selected Isle of Capri as a candidate for priority investigation which allowed them to begin construction on the State's 13th riverboat gaming casino in Cape Girardeau. On October 31st of 2012 the Missouri Gaming Commission granted a license to the Isle of Capri--Cape Girardeau. This 135 million dollar facility employs 506 people and has brought in \$2,613,173.60 to the City of Cape Girardeau in new revenue. Isle of Capri now owns four riverboat gaming casinos in Missouri and continues to be a good corporate citizen.

On November 2, 2012, a change of control was granted from Harrah's Maryland Heights to Penn National's Hollywood Casino. We monitored the transition which was by-in-large seamless, and the property was able to stay open during this time.

Another change in ownership is on the horizon. The first half of FY 2014 will be spent investigating a prospective buyer for Pinnacle Entertainment's Lumiere Place in downtown St. Louis. The sale and divestiture of this property was necessary for Pinnacle Entertainment to purchase Ameristar Casinos, Inc. The MGC approved the action in July of this year.

Our annual report provides details on the money which is distributed to the State and worthy causes from riverboat casino gaming in Missouri. There is a 21% tax on adjusted gross receipts. In FY 2013, MGC monitored collections of \$329,760,983.00 in taxes on AGR. The State receives 90% of this tax for education. The other 10% goes to the home dock cities/counties. In addition, there is money which comes from the two-dollar-per-two-hour admission fee. Money from the admission fees totaled \$48,893,953.00 for the State. The riverboat casinos pay this fee on behalf of each patron entering the gaming floor. Of this money, 50% goes to the home dock city/county, and 49% goes to the Missouri Gaming Commission fund for worthy causes. The remaining 1% goes to the Problem Gambling Fund. See page 8 of this report for a list of those who benefit from admission fees.

I am proud to serve as Chairman of the Missouri Gaming Commission. We are a group of dedicated professionals who strive to regulate riverboat casinos in accordance with our mission statement, which is to regulate charitable and commercial gaming in a manner which promotes a positive impact on the State and ensures the integrity of the industry.

We hope you find this report an informative and enlightening guide to Missouri's riverboat gambling industry.

Message from the Executive Director



I'm proud of our staff and the approach we take to regulating the State's 13 riverboat gaming casinos. Though the number of casinos is capped, we continually face new challenges with regard to ownership and licensees. Staff meets the challenges daily and does so capably. Our ongoing challenge is to keep abreast of technology, and modify our rules and regulations to meet those changes. Staff has begun working on a new chapter on testing laboratories for the Code of State Regulations. With changing technology, it became apparent we needed this separate chapter for ethical concerns and standards for testing. We work on many rules changes and rewrites throughout the year.

We responded promptly to the legislature when they called us with questions regarding the MGC's regulatory authority, revenues, and other gaming issues. We tracked legislation on a variety of subjects including smoking regulations, casino credit, and other legislation pertinent to State agencies. Internet gambling was also an issue which stirred up questions. We anticipate dialogue regarding internet gambling will continue. It would take a constitutional change for internet gambling to be legal in Missouri. The Missouri Gaming Commission is neutral on all legislation and follows the direction of the legislature.

In Fiscal Year 2013 the Missouri Gaming Commission staff worked to increase efficiency through technology. One way we accomplished this was to move from paper to electronic commission meeting materials. This move eliminated extensive copy making and assembling of commission meeting materials, and it also allowed us time and cost savings as well.

Each year I give a special thanks to the Missouri State Highway Patrol for their dedication and service to the Missouri Gaming Commission. On each Missouri riverboat gaming casino floor you will find Missouri State Highway Patrol gaming agents enforcing the rules and maintaining the integrity of gaming. In addition to the Highway Patrol's vital role on the gaming floor, MSHP also provides personnel to conduct background investigations of licensees. We could not do our work without them.

Looking forward to FY 2014 we will continue to review and modify our rules and regulations to accommodate new technology, both in the gaming world and in administrative functions. Missouri Gaming Commission Staff is ready, willing and able to work for the good of the State of Missouri.

Commissioners

Dr. Barrett Hatches, *Chairman*



Dr. Barrett Hatches (Kansas City) is the owner of Hatches Consulting, LLC, and the president and principal owner of BHMM Energy Services. Dr. Hatches is a 1977 graduate of Jackson State University, a 1995 graduate of Webster University with a Masters of Arts in Management and a 2009 graduate of Jackson State University with a Ph.D. in Urban Leadership and Higher Education. Dr. Hatches serves as Chairman of the Board for the Full Employment Council. In addition, he serves on the boards of the Urban League of Greater Kansas City, Kansas City Hospice, and the Missouri Primary Care Association.

Suzanne Bocell Bradley



Suzanne Bocell Bradley (St. Joseph) is an attorney with Polsinelli Shughart, P.C. Mrs. Bradley holds a bachelor's degree in education from the University of Kansas and a Juris Doctorate from the University of Missouri-Kansas City. Her experience includes a diversified general practice with an emphasis in wills and trusts, real estate and family matters. She has practiced law in Missouri since 1976 and served as a Substitute Municipal Judge for over 20 years. Mrs. Bradley is a member of the Missouri Bar Board of Governors and a number of civic organizations.

Darryl T. Jones



Darryl T. Jones (St. Louis) was formerly employed by Southwestern Bell Telephone Company for 15 years as a planning and design engineer and later as a financial analyst. Mr. Jones formed his own foodservice management company known as TRI-TEC, Inc. Over the past 10 years he has strategically formed joint-venture partnerships with some of the giants of the foodservice industry including Levy Restaurants in operating the foodservice at America's Center, HMSHost in operating the foodservice for Lambert International Airport, and Aramark in operating foodservice at St. Louis Correctional facilities. He serves as Trustee with Fontbonne University and is on the Board of Directors of St. John's Mercy Foundation. Jones also serves on the Board of Directors of Our Little Haven and on the Advisory Committee of Missouri Jesuit Provincial Investment Committee.

Jack Merritt



Jack Merritt (Republic) is former Greene County Sheriff. During his two terms as sheriff, he obtained grants to fund mobile data terminals in all patrol vehicles, and grants to enhance DWI enforcement in Greene County. Jack Merritt is a former member of the Missouri State Highway Patrol, achieving the rank of Captain and retiring after 27 years. He has also been employed by the Missouri Attorney General's Office as a Consumer Fraud Investigator. Jack Merritt has served on boards for the United Way, the Victim's Center, Family Violence Center, and the Child Advocacy Center.

Diane C. Howard



Diane C. Howard (Cape Girardeau) is an attorney with the Limbaugh Firm. She holds a bachelor's degree from Mississippi University for Women (Summa Cum Laude) and a Juris Doctorate from St. Louis University of Law. Before entering private practice, she served four years active duty with the United States Navy (JAG Corps) as a criminal prosecutor. She retired from the Navy Reserves after 25 years of total military service with the rank of Captain. Ms. Howard has served as a member of the Board of Governors of the Missouri Bar and has been active in many bar organizations. Ms. Howard has authored training materials and has presented nationally, regionally, and locally on various aspects of school law, personnel and employment law. She has served on boards and acted as a volunteer for many civic and non-profit organizations, most recently as a member of the Board of Trustees of the Cape Girardeau County Health Department for twenty years. In 2000, she was recognized by the Cape Girardeau Area Zonta Club as their "Woman of Achievement" for her contributions to the community through service and her profession.

Money to Worthy Causes

			
Veterans Commission Capital Improvement Trust Fund	Missouri National Guard Trust Fund	Access Missouri Financial Assistance Fund	Compulsive Gamblers Fund
\$30,492,690.60	\$4,000,000.00	\$5,000,000.00	\$150,000.00

Missouri Gaming Commission Summary of Fund Transfers from Gaming Commission Fund						
Fiscal Year of Transfer	Veterans Commission Capital Improvement Trust Fund	Missouri National Guard Trust Fund	Mo College Guarantee / Access Missouri Financial Assistance Fund	Early Childhood Development, Education and Care Fund	Compulsive Gamblers Fund	Totals
FY 1994/1995	\$8,408,536.13					\$8,408,536.13
FY 1996	\$23,487,182.59					\$23,487,182.59
FY 1997	\$30,388,830.54					\$30,388,830.54
FY 1998	\$35,905,493.46					\$35,905,493.46
FY 1999	\$3,000,000.00	\$3,000,000.00	\$4,500,000.00	\$30,237,763.51		\$40,737,763.51
FY 2000	\$3,000,000.00	\$3,000,000.00	\$4,500,000.00	\$34,217,803.75		\$44,717,803.75
FY 2001	\$3,000,000.00	\$3,000,000.00	\$4,500,000.00	\$30,691,290.20	\$46,612.00	\$41,237,902.20
FY 2002	\$3,000,000.00	\$3,000,000.00	\$4,500,000.00	\$31,266,433.92	\$398,074.00	\$42,164,507.92
FY 2003	\$3,000,000.00	\$3,000,000.00	\$4,500,000.00	\$33,947,613.45	\$489,850.00	\$44,937,463.45
FY 2004	\$6,000,000.00	\$4,000,000.00	\$5,000,000.00	\$30,320,589.96	\$489,850.00	\$45,810,439.96
FY 2005	\$6,000,000.00	\$4,000,000.00	\$5,000,000.00	\$30,969,773.54	\$489,850.00	\$46,459,623.54
FY 2006	\$6,000,000.00	\$4,000,000.00	\$5,000,000.00	\$31,449,559.64	\$143,668.48	\$46,593,228.12
FY 2007	\$6,000,000.00	\$4,000,000.00	\$5,000,000.00	\$27,513,142.50	\$296,081.66	\$42,809,224.16
FY 2008	\$6,000,000.00	\$4,000,000.00	\$5,000,000.00	\$26,158,125.21	\$504,438.31	\$41,662,563.52
FY 2009	\$6,000,000.00	\$4,000,000.00	\$5,000,000.00	\$30,146,510.30	\$522,323.49	\$45,668,833.79
FY 2010	\$6,000,000.00	\$4,000,000.00	\$5,000,000.00	\$30,187,344.07	\$449,829.88	\$45,637,173.95
FY 2011	\$6,600,000.00	\$4,000,000.00	\$5,000,000.00	\$30,602,202.47	\$297,683.81	\$46,499,886.28
FY 2012	\$6,000,000.00	\$4,000,000.00	\$5,000,000.00	\$28,167,184.85	\$70,000.00	\$43,237,184.85
FY 2013*	\$30,492,690.60	\$4,000,000.00	\$5,000,000.00	\$0.00	\$150,000.00	\$39,642,690.60
Totals	\$198,282,733.32	\$55,000,000.00	\$72,500,000.00	\$425,875,337.37	\$4,348,261.63	\$756,006,332.32

* The 96th Missouri General Assembly passed House Bill 1731, which made major changes to the distribution of net proceeds (transfers) from the Gaming Fund. The bill removed the Early Childhood Development Education and Care Fund from the distribution formula, changed the order of distribution of the remaining funds in the formula and established that all remaining net proceeds be transferred to the Veterans Commission Capital Improvement Trust Fund.

Report on Competitiveness

COMPETITIVE TAX RATES AND FACILITIES

ILLINOIS	Commercial Gaming Graduated tax rate from 15% to 50% of gross gaming revenue, \$2 to \$3 admissions tax Net Effective Tax Rate Consumer spending on Commercial Casino Gaming Calendar Year 2012 Video Lottery Terminals	10 Casinos 35.04% \$1.639 billion 1,194
INDIANA	Commercial Gaming Graduated tax rate from 15% to 40% of gross gaming revenue; \$3 per patron admissions tax At racinos the graduated slot tax is from 25% to 35% of gross gaming revenue Net Effective Tax Rate Consumer Spending on Commercial Casino Gaming Calendar Year 2012 <i>*(11 riverboat or land-based, 2 racetracks)</i>	13 Casinos* 30.86% \$2.614 billion
IOWA	Commercial Gaming Graduated tax rate with a maximum of up to 22% on gross gaming revenue at riverboats and land-based casinos and up to 24% at racetracks with slots and table games with gaming revenue exceeding \$100 million Net Effective Tax Rate Consumer Spending on Commercial Casino Gaming Calendar Year 2012 Native American Gaming <i>*(15 riverboat or land-based, 3 racetracks)</i>	18 Casinos* 22.80% \$1.467 billion 3-Class II
KANSAS	Commercial Gaming 22% state tax; 3% local government tax; 2% tax to fund problem gambling treatment Net Effective Tax Rate Consumer spending on Commercial Casino Gaming Calendar Year 2012 Native American Gaming	3 Casinos 27.00% \$341.15 million 4-Class II and III
MISSISSIPPI	Commercial Gaming Graduated tax of 8% on gaming revenues; up to 4% additional tax on gaming revenues may be imposed by local governments Net Effective Tax Rate Consumer Spending on Commercial Casino Gaming Calendar Year 2012 Native American Gaming	30 Casinos 12.12% \$2.251 billion 3-Class II
OKLAHOMA	Racetrack Casinos (Graduated state tax from 10-30% on gross gaming revenue; 9% tax to state racing commission, varying payments to horsemen, breeders and purses depending on track gaming revenues) Consumer Spending on Commercial Casino Gaming Calendar Year 2012 Native American Gaming	2 Racinos-Class III \$113.06 million 114-Class II and III

All data compared on calendar year basis. Source: American Gaming Association State of the States 2013

MISSOURI COMPETITIVENESS

Commercial Gaming -- 13 casinos

21% tax on gross gaming revenue

(90%/10% split - State/home dock community respectively)

\$2 per patron admission fee, per excursion, split between home dock community and the state

Net Effective Tax Rate

Commercial Casinos -- 26.65%

Missouri ranked #7 in total state tax gaming revenues

(reflecting a 2.8 decrease over the prior calendar year)

Missouri ranked #8 in consumer spending on commercial casino gaming

with \$1.77 billion AGR for Calendar Year 2012

(reflecting a 2.2 decrease over the prior calendar year)

St. Louis, Mo/Illinois is listed as #7 in the top 20 U.S. Casino Markets

Calendar Year 2012, with \$1.108 billion AGR

Kansas City, Mo is listed as # 11 in the top U.S. Casino Markets

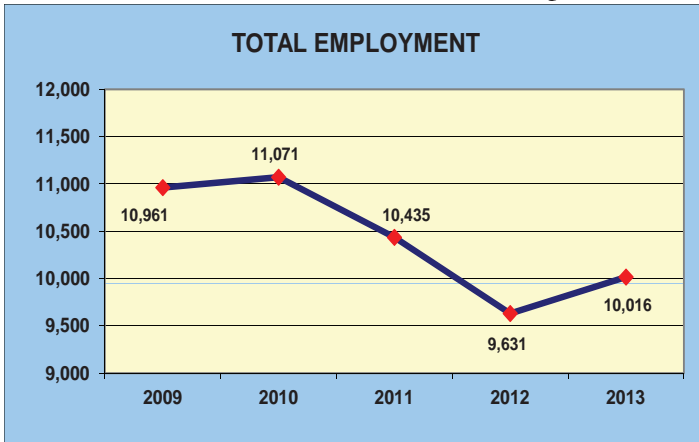
Calendar Year 2012, with \$799.85 million AGR (Includes St. Joseph)

Source: American Gaming Association State of the States 2013

Economic Impact

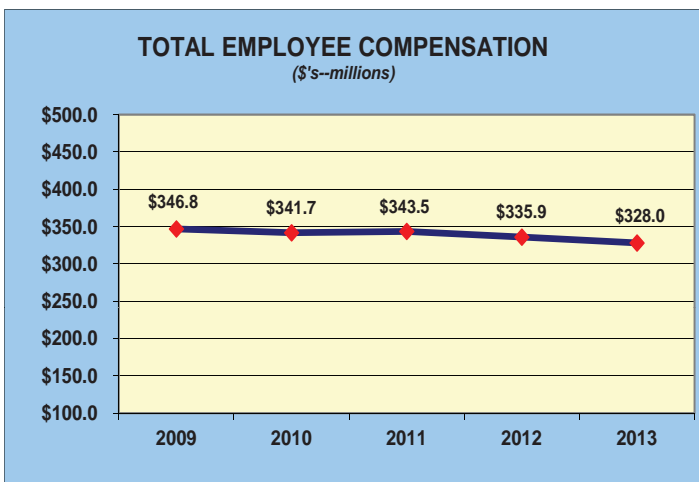
In FY 2013, Missouri casinos:

- Employed **10,016** people
- Paid Wages of **\$328 million**
- Contributed **\$366.4 million** in direct gaming taxes to state and local home-dock governments
- Contributed **\$97.8 million** in total state admission fees to special state funds and home-dock governments
- Earned nearly **\$1.745 billion** in gross gaming revenue
- Paid total real estate and sales taxes of **\$61.3 million**, for a combined total of gaming and other taxes of **\$525.5 million**
- Invested a total of **\$3.9 billion** in capital investments to date



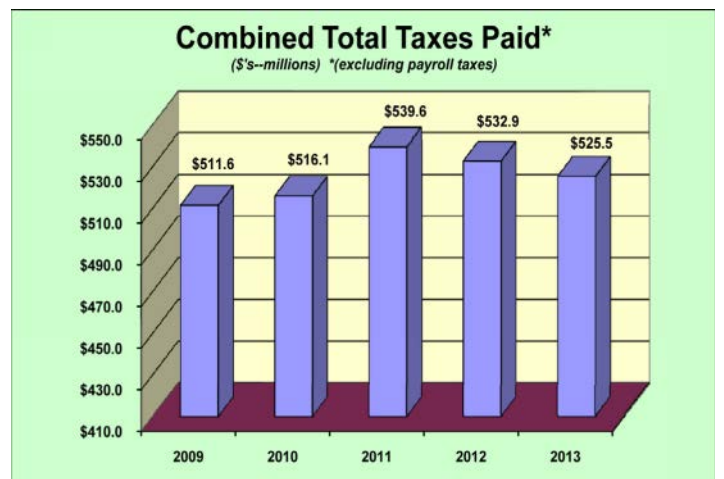
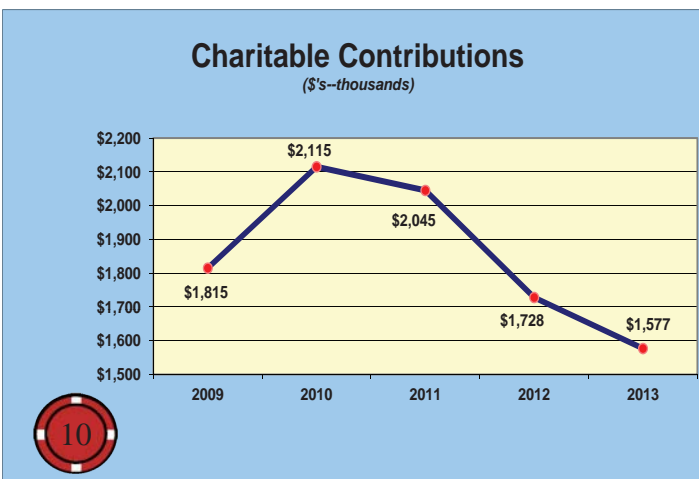
TOTAL EMPLOYMENT

CASINO	2009	2010	2011	2012	2013
Ameristar Kansas City	1,948	1,295	1,318	1,153	1,129
Ameristar St. Charles	1,636	1,685	1,564	1,443	1,509
Argosy	1,019	982	946	826	770
Harrah's Maryland Heights	1,616	1,476	1,349	1,255	
Hollywood Maryland Heights					1,262
Harrah's North Kansas City	1,261	1,180	1,061	973	944
Isle of Capri - Boonville	540	520	493	491	493
Isle of Capri - Cape Girardeau					506
Isle of Capri - Kansas City	506	433	485	425	387
Lady Luck - Caruthersville	326	309	312	311	290
Lumière Place	1,343	1,299	1,346	1,290	1,209
President	239	207			
River City		1,167	979	965	1,035
Mark Twain	243	238	311	233	228
St. Jo Frontier	284	280	271	266	254
TOTAL EMPLOYMENT	10,961	11,071	10,435	9,631	10,016



TOTAL EMPLOYEE COMPENSATION

CASINO	2009	2010	2011	2012	2013
Ameristar Kansas City	\$ 50.3	\$ 43.4	\$ 42.2	\$ 41.0	\$ 37.6
Ameristar St. Charles	\$ 57.9	\$ 52.9	\$ 51.0	\$ 49.5	\$ 48.0
Argosy	\$ 37.0	\$ 37.9	\$ 36.6	\$ 35.1	\$ 31.1
Harrah's Maryland Heights	\$ 52.5	\$ 50.2	\$ 47.6	\$ 45.2	\$ 12.7
Hollywood Maryland Heights					\$ 30.0
Harrah's North Kansas City	\$ 44.1	\$ 41.1	\$ 38.4	\$ 37.6	\$ 34.9
Isle of Capri - Boonville	\$ 14.9	\$ 14.9	\$ 13.9	\$ 13.8	\$ 14.4
Isle of Capri - Cape Girardeau					\$ 10.4
Isle of Capri - Kansas City	\$ 19.5	\$ 17.0	\$ 18.9	\$ 18.9	\$ 17.1
Lady Luck - Caruthersville	\$ 8.9	\$ 9.5	\$ 8.9	\$ 9.6	\$ 8.6
Lumière Place	\$ 36.3	\$ 41.0	\$ 40.6	\$ 41.3	\$ 39.3
President	\$ 10.8	\$ 8.3			
River City		\$ 12.3	\$ 31.6	\$ 30.9	\$ 30.3
Mark Twain	\$ 6.5	\$ 5.7	\$ 5.5	\$ 5.4	\$ 5.6
St. Jo Frontier	\$ 8.1	\$ 7.5	\$ 8.3	\$ 7.6	\$ 8.0
TOTAL EMPLOYEE COMPENSATION	\$ 346.8	\$ 341.7	\$ 343.5	\$ 335.9	\$ 328.0



Missouri Gaming Commission Fund Balance Report
Revenue from Cash Receipts
Fiscal Year 2013 as of June 30, 2013

Beginning Balance	\$367,169.55		
Revenue		Gaming Commission Expenses	
License Fees		Salaries	\$12,716,216.20
Gaming License Application Fee	\$135,000.00	Fringe Benefits	\$8,075,206.79
Bingo License Fee	\$23,680.00	Travel In-State	\$117,878.97
Bingo Hall Provider License	\$5,900.00	Travel Out-of-State	\$104,617.23
Bingo Supplier License	\$3,000.00	Supplies	\$81,631.63
Bingo Manufacturer License	\$7,000.00	Professional Development	\$67,484.61
Level 1 Occupational License Application Fee	\$25,000.00	Communication Serv & Supplies	\$264,995.46
Level 2 Occupational License Application Fee	\$231,375.00	Professional Services	\$330,858.59
Supplier Level 2 Occupational Lic Application Fee	\$14,100.00	Housekeeping & Janitor Services	\$1,350.00
Supplier Level 2 Annual Occupational License Renewal	\$31,058.33	Maintenance & Repair Services	\$190,973.55
Gaming License Renewal Fee	\$375,000.00	Computer Equipment	\$268,389.80
Level 1 Occupational License Renewal Fee	\$13,300.00	Office Equipment	\$12,923.68
Level 2 Occupational License Renewal Fee	\$490,450.00	Other Equipment	\$34,563.76
Supplier License Application Fee	\$31,000.00	Property and Improvements	\$250.00
Supplier Annual License Renewal Fee	\$95,000.00	Building Lease Payments	\$135.00
Replacement Gaming License	\$17,430.00	Equipment Rental & Leases	\$447.41
Class A - Key License Renewal Fee	\$28,791.67	Building Lease Payments	\$442,575.58
Supplier Key & Level 1 Application Fee	\$49,000.00	Miscellaneous Expenses	\$30,117.44
Supplier Key & Level 1 License Fee	\$19,408.32		
Liquor License	\$7,500.00	Total MGC Expenses	\$22,740,615.70
Total License Fees	\$1,602,993.32	Other Expense & Transfers	
Reimbursements		Attorney General Salaries	\$92,344.64
MGC Reimbursement - Company Background	\$62,491.52	Attorney General Expense & Equipment	\$34,754.69
MGC Reimbursement - Level 1 Background	\$210,729.93	MSHP Vehicle Maintenance	\$575,512.56
MGC Reimbursement - Supplier Background	\$200,708.24	MSHP Gasoline	\$717,901.19
MGC Reimbursement - Enforcement	\$15,254,639.00	MSHP Administration	\$26,171.02
Total Reimbursements	\$15,728,568.69	MSHP Academy PS	\$156,923.48
Other Income		MSHP Academy E&E	\$175,531.43
Admission Fees	\$48,803,064.00	MSHP Admin PS	\$30,457.45
Witness Fees	\$627.81	MSHP Institution	\$50,281.00
Time Deposits Interest	\$3,285.32	Vehicle Replacement	\$630,785.00
US/Agency Securities Interest	\$8,324.59	Refunds	\$1,000.00
Employee Personal Exp Reimbursement	\$87.40	Juvenile Court Diversion	\$473,234.77
Transfer in of Bingo Fund Balance	\$1,277.93	Total Other Expenses & Transfers	\$2,964,897.23
Recovery Costs	\$980.10	Appropriated Transfers	
Vendor Refunds	\$3.32	Veterans Commission CI Trust Fund	\$29,900,000.00
Rebates	\$2,406.39	Missouri National Guard Trust Fund	\$4,000,000.00
Total Other Income	\$48,820,056.86	Missouri College Guarantee Fund Transfer	\$5,000,000.00
		Early Childhood Development Fund Transfer FY 2012	\$367,184.85
Total All Revenue	\$66,151,618.87	Compulsive Gamblers Fund Transfer FY 2013	\$150,000.00
		Cost Allocation Plan Transfer to General Revenue	\$803,558.00
		Total Appropriated Transfers	\$40,220,742.85
		Total All Expenses & Transfers	\$65,926,255.78
		Balance--Cash less Payables	\$592,532.64
		Add Miscellaneous Deductions Payable	\$157.96
		Cash Balance*	\$592,690.60

*On July 12, 2013 the remaining cash balance was distributed to the Veterans Capital Improvement Trust Fund

Charitable Gaming

Charitable Gaming includes licensed bingo and other associated games such as pull-tabs, merchandise coin boards, and event tickets. Bingo was legalized in 1980 and came under the Missouri Gaming Commission on July 1, 1994. The operation of bingo and the other associated games is restricted to qualified licensed, religious, charitable, fraternal, veteran, and service organizations. The Charitable Games Division licenses bingo operators, hall providers, suppliers and manufacturers of bingo products. This division has regulatory oversight of these licensees. Audits are periodically conducted on the bingo, manufacturer, and the supplier licensees.

All proceeds over and above the actual cost of conducting bingo must be used for lawful, charitable, religious or philanthropic purposes of the organization, and no part of the net earnings may inure to the benefit of any individual member of the organization. Bingo proceeds collected by not-for-profit organizations are used to fund various projects such as veterans homes, drug awareness programs, prevention of child abuse, cancer care and research, Alzheimer's care and research, Boy & Girl Scouts, various religious organizations, scholarships, sight and hearing care for impoverished citizens, and many more.

More than \$100 million has been generated in tax revenue since bingo was legalized. All bingo tax is deposited into the Proceeds for Education Fund. A comparison of tax paid per file period for July 2012 through June 2013 reflects a continued decline in taxes reported for bingo paper sales. The taxes reported for pull-tab sales have increased over the period after a slight decrease during the prior fiscal year. The chart below represents the actual tax reported for bingo paper and pull-tabs for the past five fiscal years.

Actual Tax Reported For File Period					
YEAR	FY09	FY10	FY11	FY12	FY13
PAPER	\$1,351,452.78	\$1,278,620.17	\$1,182,732.14	\$1,121,960.79	\$1,082,969.37
PULL-TAB	\$864,143.90	\$900,904.72	\$954,922.01	\$952,288.73	\$975,659.12
TOTAL	\$2,215,596.68	\$2,179,524.89	\$2,137,654.15	\$2,074,249.52	\$2,058,628.49

The charts below reflect the total bingo taxes deposited and the total number of licensees over the past four years. The bingo tax deposited is different than the tax reported per file period because of the due date of reporting. Reports are due the last day of the month following the month in which the bingo card or pull-tab was sold; therefore, the tax collected for certain file periods during the fiscal year may be included in different fiscal year deposits. The number of regular bingo licensees has continued its steady decline.

Total Deposits into Proceeds For Education				
Year	FY10	FY11	FY12	FY13
Tax Collected	\$2,198,919.48	\$2,157,213.77	\$2,113,377.22	\$2,000,964.76
Interest Earned	\$13,839.13	\$9,202.99	\$7,663.24	\$7,288.77
Total	\$2,212,758.61	\$2,166,416.76	\$2,121,040.46	\$2,008,253.53

TYPE OF LICENSE	FY10	FY11	FY12	FY13
REGULAR BINGO	353	339	315	299
SPECIAL BINGO (Valid for one event from 1 to 7 days)	279	295	295	265
ABBREVIATED PULL-TAB (Valid for 24 hours, limit 4 per calendar year)	125	136	144	152
SUPPLIER	4	3	2	2
MANUFACTURER	11	9	9	8
HALL PROVIDER	108	101	95	90

Missouri State Highway Patrol

The Gaming Division, pursuant to a memorandum of understanding with the Missouri Gaming Commission, provides criminal and regulatory enforcement of gaming operations within the state. Under the command of Captain Kevin A. Geiger, the division is divided into four sections: Administrative Services, Investigations, Eastern District Enforcement and Western District Enforcement. The Gaming Division is one of the Patrol's largest divisions, with an authorized strength of 128 uniformed members and three civilians. The staffing of 128 troopers assigned to the Gaming Division does not impact or reduce the number of troopers assigned to patrol Missouri roadways, as allocated by the legislature.

The Gaming Division was established on May 1, 1994, by order of Colonel Fred M. Mills, and was the first new division established within the Patrol since the creation of the Division of Drug and Crime Control in 1983. Strict criminal and regulatory enforcement, as well as meticulous investigations are essential elements to the successful regulation of legalized gambling in Missouri. Because of its history of service with distinction and integrity, the Patrol was given the responsibility of providing investigative, regulatory and criminal law enforcement services, which ultimately police the gaming industry.

The Administrative Services Section, under the supervision of Lieutenant Mark A. Bielawski oversees the collection and preservation of evidence and property, motor equipment fleet management, training, criminal records, case management, overtime, personnel actions and special projects.

The Investigations Section, under the supervision of Lieutenant Rex M. Scism is divided into two units, the Background Unit and the Charitable Games Unit. The Background Unit conducts extensive investigations to determine the suitability of licensees, suppliers and vendors. The Charitable Games Unit oversees 299 licensed bingo operators and is also charged with conducting background investigations on both charitable gaming and riverboat supplier companies.

The Enforcement Section is divided into two districts. The Eastern District is under the supervision of Lieutenant Andrew J. Ley. The Western District is under the supervision of Lieutenant Andrew O. Tourney. Officers assigned to the Enforcement Units are responsible for enforcing both Missouri criminal statutes and Missouri Gaming Commission regulations on the 13 licensed casino properties. The Isle of Capri - Cape Girardeau opened in October of 2012, as Missouri's thirteenth casino.

All four sections of the Patrol's Gaming Division are provided clerical support from the Administrative Office Support Assistant, Mrs. Jill E. Speckhals, Information Analyst, Ms. Faith A. Anderson and Clerk Typist, Ms. Caitlin P. Fall.

The following chart depicts arrests for all casinos statewide:

2013 MSHP-GD FISCAL YEAR CASINO ARREST TOTALS													
BOAT	JUL	AUG	SEP	OCT	NOV	DEC	JAN	FEB	MAR	APR	MAY	JUN	TOTAL
AMERISTAR KC	26	40	63	68	51	68	95	52	44	52	80	39	678
AMERISTAR SC	62	50	39	19	35	34	23	35	27	22	18	31	395
ARGOSY	12	9	11	9	7	7	21	10	15	15	18	12	146
HARRAH'S NKC	11	13	14	17	22	19	25	16	16	10	20	16	199
HOLLYWOOD	11	5	19	18	16	9	11	11	13	6	8	8	135
IOC-BN	1	17	14	2	4	0	17	12	5	4	5	8	89
IOC-KC	22	17	27	14	23	11	36	43	45	37	14	16	305
IOC - CAPE	0	0	0	1	4	10	14	32	28	13	22	32	156
LADY LUCK/IOC	0	2	0	1	3	0	5	15	5	3	2	3	39
LUMIERE PLACE	136	137	95	141	147	135	162	149	135	148	145	122	1652
MARK TWAIN	0	3	1	4	6	4	4	0	1	0	2	1	26
RIVER CITY	42	6	26	38	24	17	13	12	18	17	19	30	262
ST. JO	0	3	5	1	6	7	3	4	5	1	3	3	41
TOTALS	323	302	314	333	348	321	429	391	357	328	356	321	4123

Ameristar Casino Kansas City

General Manager: Sean Barnard
 3200 N. Ameristar Drive
 Kansas City, Missouri 64161
 (816) 414-7000

Date Licensed: December 19, 2000
 Gaming Space: 140,000 Square Feet
 Electronic Gaming Devices: 2,578
 Table Games: 71
 Buffet, (5) Specialty Restaurants, Deli & Food Court
 Parking Garage
 200-Room Hotel
 18-Screen Movie Theatre, Concert Hall

Total Capital Investment in Property since Company
 Purchase: \$434,692,191
 Total Capital Investment in Property for
 Fiscal Year: \$30,797,203
 Total Employee Compensation: \$37,627,446
 Real Estate/Personal Property Tax: \$4,554,600
 State Sales Tax: \$1,661,390
 State Withholding Tax on Jackpots: \$1,609,553
 Federal Withholding Tax on Jackpots: \$1,996,483
 City Lease Payments: \$140,000
 Charitable Donations: \$219,227
 Total Employment: 1,129
 Minority Employment: 424
 Female Employment: 519

City of Kansas City, MO

<u>Equipment</u>	<u>Actual FY 2011-12</u>	<u>Adopted FY 2012-13</u>	<u>Adopted FY 2013-14</u>
City Fleet Replacement	\$5,544,437	\$6,423,731	5,800,469
Capital Maintenance			
Roadways and Street Markings			
N. Gower Road from 64th to 68th	\$ -	\$ -	\$ -
NW 68th Street	-	-	-
Boulevard Reconstruction	-	-	-
Street Preservation	-	149,338	-
Street Resurfacing	206,656	-	-
Sidewalks	114,062	-	-
Boulevard Reconstruction	926,198	-	-
Subtotal:	\$ 1,246,916	\$ 149,338	\$ -
Bridges			
Bridge Rehabilitation	\$ -	\$ 590,995	\$ 665,381
Streetlight System			
Streetlight Upgrade Debt Service	\$ 6,618,670	\$ 6,451,700	\$ 9,409,150
Streetlight Maintenance	3,072,463	-	-
Subtotal:	\$ 9,691,133	\$ 6,451,700	\$ 9,409,150
Public Facilities			
Kauffman Performing Arts Center Garage Debt Service	\$ -	\$ 2,484,236	\$ -
Facilities Capital Maintenance	28,934	-	-
Community Centers	396,260	-	-
Subtotal:	\$ 425,194	\$ 2,484,236	\$ -
Capital Maintenance Total:	\$ 11,363,243	\$ 9,676,269	\$10,074,531
Total Gaming Funds Allocated:	\$ 16,907,680	\$ 16,100,000	\$15,875,000

SOURCE: City of Kansas City

Ameristar Casino St. Charles

General Manager: Jim Franke
 1260 South Main Street
 St. Charles, Missouri 63301
 (314) 940-4300

Date Licensed: December 19, 2000
 Gaming Space: 130,000 Square Feet
 Electronic Gaming Devices: 2,567
 Table Games: 77
 Buffet, (6) Specialty Restaurants & Deli
 400-Room Hotel
 Meeting space, Ballrooms
 Parking Garage

Total Capital Investment in Property since Company
 Purchase: \$792,258,668
 Total Capital Investment in Property for
 Fiscal Year: \$15,995,221
 Total Employee Compensation: \$47,994,627
 Real Estate/Personal Property Tax: \$6,923,418
 State Sales Tax: \$1,987,490
 State Withholding Tax on Jackpots: \$2,113,062
 Federal Withholding Tax on Jackpots: \$2,279,808
 Charitable Donations: \$120,546
 Total Employment: 1,509
 Minority Employment: 537
 Female Employment: 679

CITY OF ST. CHARLES

<u>DESCRIPTION</u>	<u>Actual CY 2012</u>	<u>Budget CY 2013</u>
<u>Stormwater Projects:</u>		
Debt Service - Stormwater Bonds	\$ 766,560	\$ 768,000
NPDES program	16,818	25,000
Creek bank cleaning	-	10,000
Cole Creek (Droste to Ruth)	28,235	-
Little Hills Industrial	24,387	-
929-949 St. Charles Avenue	25,783	-
Comprehensive Stormwater Plan	-	150,000
30-35 Terrie	-	125,000
North 94 Drainage Improvements- North Drive Culvert	-	260,000
Drain Across Reservoir Drive	-	30,000
<u>Street Projects:</u>		
Street Contingency	67,375	-
Street Surface Repairs & Alley & Sidewalk Maintenance	196,682	-
Sidewalk Extensions & Inventory	4,865	-
Traffic Calming	5,820	3,500
Sign Replacements / Upgrades	32,945	-
Interchange Enhancements	5,255	-
Bridge Maintenance	3,656	-
South Old 94 / Muegge Rt Turn	15,419	-
Dump Truck w/ Plow & Spreader	-	405,000
Street Division Facility	1,134	-
Medium Duty Work Trucks	-	120,000
Heavy Construction Equipment	-	75,000
<u>Facilities Maintenance:</u>		
City Hall Parking Garage Repair & Renovation	88,092	-
Holiday Lighting	25,944	-
City Hall- Elevators A & B	-	30,000
<u>Police Department:</u>		
Personnel Costs	5,163,864	5,210,520
<u>Fire:</u>		
Personnel Costs	3,269,636	3,222,980
Construction of Fire Station 4	202,234	-
<u>Economic Development/Redevelopment:</u>		
Economic Development Fund	-	100,000
Arena Project	300,000	300,000
Façade Improvement- Commercial & Residential	-	40,000
Foundry Art Center- Debt Service/ Parking Lot Lease	-	165,000
<u>Other Facilities</u>		
Foundry Art Center	144,312	-
Senior Center Improvements	30,108	-
	<u>\$ 10,419,123</u>	<u>\$ 11,040,000</u>

SOURCE: City of St. Charles



Asphalt Overlay on Riverside Drive

Pavement Subgrade Preparation



*Improvements
 Accomplished from
 Local Gaming
 Revenues*



Retaining Wall at Muegge Road

Argosy Riverside Casino

General Manager: John Chaszar
 777 NW Argosy Parkway
 Riverside, Missouri 64150
 (816) 746-3100

Date Licensed: June 22, 1994
 Gaming Space: 62,000 Square Feet
 Electronic Gaming Devices: 1,514
 Table Games: 31
 Buffet, (2) Specialty Restaurants, Deli & Coffee House
 258-Room Hotel
 Meeting Space
 Parking Garage

Total Capital Investment in Property since Company Purchase: \$241,404,572
 Total Capital Investment in Property for Fiscal Year: \$2,789,349
 Total Employee Compensation: \$31,136,828
 Real Estate/Personal Property Tax: \$2,886,225
 State Sales Tax: \$1,072,991
 State Withholding Tax on Jackpots: \$1,363,832
 Federal Withholding Tax on Jackpots: \$1,467,991
 City Lease Payments: \$4,101,767
 Charitable Donations: \$119,612
 Total Employment: 770
 Minority Employment: 314
 Female Employment: 411

City of Riverside

Assistance to Other Entities

Northland Health Care	\$	35,000
Miles of Smiles		15,000
Transitional Housing		15,000
Platte Senior Services		20,000
American Red Cross		3,000
Synergy		7,500
Park Hill School District Reading		23,500
MOCSA		5,000
Girls on the Run		3,000
YMCA Scholarships		3,000
Mo. Public Safety Funeral Assistance Team		5,000

Major Thoroughfare/Infrastructure

Street Maintenance Program		351,000
Northwood Rd		1,077,000
Facility Improvements		30,000

Equipment Purchases

Public Works Equipment/Vehicles		293,000
Public Safety Equipment/Vehicles		158,000
Computer Equipment		34,000

Horizon Development Commitment

900 Acre Commerical Park		6,106,000
Economic Development Consultant		200,000

Community Services

Ambulance Services for Residents		36,700
Transit Services for Residents		42,500
Fire & Police Athletic League		10,000
City Wide Trash Collection		73,700
Residents Community Center Memberships		195,000

Other Improvements

Park/Trail Improvements		404,000
-------------------------	--	---------

Total for FY 2012-2013

\$ 8,741,900

SOURCE: City of Riverside

Park & Trail Improvements

Community Center Memberships



*Improvements
 Accomplished from
 Local Gaming
 Revenues*

Harrah's North Kansas City

General Manager: Thomas Cook
 One Riverboat Drive
 North Kansas City, Missouri 64116
 (816) 472-7777

Date Licensed: September 22, 1994
 Gaming Space: 63,300 Square Feet
 Electronic Gaming Devices: 1,516
 Table Games: 61
 Buffet, (4) Specialty Restaurants, Coffee House
 200-Room Hotel
 Meeting Space
 Parking Garage

Total Capital Investment in Property since Company Purchase: \$419,714,912
 Total Capital Investment in Property for Fiscal Year: \$1,964,284
 Total Employee Compensation: \$34,866,094
 Real Estate/Personal Property Tax: \$2,851,841
 State Sales Tax: \$1,143,605
 State Withholding Tax on Jackpots: \$1,712,948
 Federal Withholding Tax on Jackpots: \$1,117,831
 City Lease Payments: \$3,422,873
 Charitable Donations: \$447,429
 Total Employment: 944
 Minority Employment: 326
 Female Employment: 414

City of North Kansas City

	FY 2011-2012		FY 2012-2013		FY 2011-2012		FY 2012-2013	
	Actual Expenditures	Amended Budget	Actual Expenditures	Amended Budget	Actual Expenditures	Amended Budget	Actual Expenditures	Amended Budget
Services								
Public Relations								
Business Council	\$ 17,607	\$ 18,000						
Centennial Celebration	70,075	-						
Second Saturdays & Jazz Jam	25,277	27,000						
Employee Wellness Program	14,269	19,000						
Friday in the Park	10,005	10,560						
Neighborhood Day	(38)	5,000						
Regional Forensic Lab	44,500	44,500						
KC Crime Commission	5,000	5,000						
Clay County Investigative Squad	5,500	5,500						
Safety Committee	2,185	3,500						
Snake Saturday Parade	40,000	50,000						
Snake Saturday BBQ	10,000	10,000						
Summer Funfest - Cruise Night	12,000	12,000						
Winter Wonderland	322	-						
Total Public Relations	\$ 256,702	\$ 210,060						
Services								
Web Page Services	\$ 3,600	\$ 5,000						
Other Legal Fees	597,668	610,000						
Petition Audit Costs	36,680	-						
Designing/Engineering	1,747	50,000						
Other Professional Services	91,459	70,000						
Rental - Parking	10,200	10,200						
General Liability Insurance	11,491	15,000						
Trash Hauling	269,642	270,000						
Contingencies	13,513	200,000						
Total Services	\$ 1,292,701	\$ 1,440,260						
Capital Outlay								
Land Acquisition								
Other	\$ 56,044	\$ 1,000,000						
Jewell	11,074	2,185,000						
Hillside Acquisition	201,017	-						
Brownfields Redevelopment	1,642,404	3,328,000						
Total Land Acquisition	\$ 1,910,538	\$ 6,513,000						
Land Improvements								
City Wide Projects								
Beautification Projects	\$ 5,755	\$ 10,000						
Police Department								
Outdoor Dog Kennel	-	35,000						
Total Land Improvements	\$ 5,755	\$ 45,000						
Equipment								
Copier Replacements	\$ -	\$ 70,000						
Fire Dept. Staff Car	-	35,000						
Freightliner Pumper Truck	-	500,000						
Fire Safety Equipment Replacement	1,100	25,000						
Ambulance	216,635	-						
PD Police Canine	10,726	-						
Mobile Fixed License Plate Readers	-	115,000						
Police Vehicles	162,442	75,000						
Mower	-	16,000						
Total Equipment	\$ 390,903	\$ 836,000						
Building Improvements								
FD Driveway Replacement both Stations	\$ 2,885	\$ 110,000						
Admin. Lobby Electronic Locking/Locks	7,341	-						
Sutherlands Building - AC	16,000	-						
Total Building Improvements	\$ 26,226	\$ 110,000						
Information Technology								
Police Department								
E-ticketing System	\$ 50,717	\$ -						
In Car Camera Upgrade	61,170	6,250						
Interdepartmental								
Computer Upgrades/ All Departs.	73,327	-						
Printers - ID Cards	-	5,000						
Accounting Software - Web Portal	-	10,000						
Server Software Upgrade	33,081	-						
Geographic Information Systems	-	20,000						
Work Order System	-	80,000						
Laserfiche Upgrade	-	50,000						
Replace Network Equipment	-	100,000						
Total Information Technology	\$ 218,294	\$ 271,250						
Partnerships								
River Bed Degradation Study	\$ 50,000	\$ 10,000						
Children's Fountain Traffic Barrier	-	9,000						
Streetcar Study	-	250,000						
Total Partnerships	\$ 50,000	\$ 269,000						
Interfund Transfers Out								
Transfer to General Fund	\$ 2,000,000	\$ 1,000,000						
Transfer to Park Fund	55,000	325,000						
Transfer to Library	8,779	44,000						
Transfer to Pension Fund	-	1,000,000						
Transfer to Communications Fund	430,000	240,000						
Total Interfund Transfers Out	\$ 2,493,779	\$ 2,609,000						
TOTAL EXPENDITURES	\$ 6,388,197	\$ 12,093,510						

SOURCE: City of North Kansas City

Police Interceptors



*Improvements
 Accomplished from
 Local Gaming
 Revenues*

New Ambulance



Harrah's Maryland Heights

Sold November 2012 -- Now Hollywood Casino

General Manager: Ryan Hammer
777 Casino Center Drive
Maryland Heights, Missouri 63146
(314) 770-8100

Date Licensed: March 11, 1997
Gaming Space: 120,000 Square Feet
Electronic Gaming Devices: 2,191
Table Games: 79
Buffet, (5) Specialty Restaurants, Coffee House
502-Room Hotel
Meeting Space
Parking Garage

Total Capital Investment in Property since Company
Purchase: \$547,148,955
Total Capital Investment in Property for
Fiscal Year: \$154,082
Total Employee Compensation: \$12,666,209
Real Estate/Personal Property Tax: \$13,322,282
State Sales Tax: \$361,785
State Withholding Tax on Jackpots: \$989,792
Federal Withholding Tax on Jackpots: \$742,104
Charitable Donations: \$5,063
Total Employment: 1,246
Minority Employment: 522
Female Employment: 565

City of Maryland Heights
funds are listed on the next
page of this Annual Report.

Hollywood Casino (formerly Harrah's Maryland Heights)

General Manager: Anthony Carlucci
 777 Casino Center Drive
 Maryland Heights, Missouri 63146
 (314) 770-8100

Date Licensed: March 11, 1997
 Gaming Space: 120,000 Square Feet
 Electronic Gaming Devices: 2,239
 Table Games: 80
 Buffet, (5) Specialty Restaurants, Coffee House
 502-Room Hotel
 Meeting Space
 Parking Garage

Total Capital Investment in Property since Company
 Purchase: \$36,577,703
 Total Capital Investment in Property for
 Fiscal Year: \$36,577,703
 Total Employee Compensation: \$30,000,967
 Real Estate/Personal Property Tax: \$2,619,846
 State Sales Tax: \$604,296
 State Withholding Tax on Jackpots: \$1,594,629
 Federal Withholding Tax on Jackpots: \$1,302,333
 Charitable Donations: \$10,674
 Total Employment: 1,262
 Minority Employment: 529
 Female Employment: 563

City of Maryland Heights

	<u>2012</u>	<u>2011</u>
General Fund		
Operating expenses-Police Department	\$1,450,000	\$1,400,000
Other operating costs	1,500,000	1,498,832
Total Operating Expenses	2,950,000	2,898,832
Residential trash, recycling, and yard waste services	1,747,347	1,707,610
Total General Fund	4,697,347	4,606,442
Parks Fund		
Provides funding for park and recreation programs	479,472	497,994
Capital Improvements		
Street maintenance-concrete and asphalt	1,121,167	1,146,258
Cumberland Ave	0	6,526
Aquaport improvements	295,259	
Fee Fee Road Sidewalk	5,266	1,040,706
Parkwood Lane	40,472	19,856
Craigshire Drive	0	55,000
Driftwood Lane	69,353	
Community Centre parking lot	44,049	
Various sidewalk projects	188,490	
Other street improvements	31,578	178,019
Government Center modifications	77,202	
Government Center parking lot expansion	252,375	
Reading Avenue	47,764	81,180
Progress Parkway	56,852	430,882
McKelvey Woods Court	513,462	97,824
Westline Industrial Drive	0	2,726
Dorsett Road at Progress Parkway improvements	0	314,671
Public Works Dump Trucks	248,618	146,986
Computer software upgrades	0	444,123
Capital project management	431,600	416,000
Total Capital Improvement Expenditures	3,423,507	4,380,757
Total expenditures of gaming funds	\$8,600,326	\$9,485,193
Summary of gaming taxes received and used 2011-12:		
Total expenditures 2011-2012	\$18,085,519	
Total gaming taxes received 2011-2012	\$24,436,649	
Available for future use	\$6,351,130	

Note: The city has \$9.0 million committed to future capital improvements. Further, the city is considering the use of available resources to help finance a new community center.

SOURCE: City of Maryland Heights



McKelvey Woods Construction




Construction of McKelvey Woods Court

New Sidewalks on Fee Fee Road



Reconstruction of Glenbush Drive



*Improvements
 Accomplished from
 Local Gaming
 Revenues*

Isle of Capri - Boonville

General Manager: Todd Connelly
 100 Isle of Capri Boulevard
 Boonville, MO 65233
 (660) 882-1200

Date Licensed: December 6, 2001
 Gaming Space: 28,000 Square Feet
 Electronic Gaming Devices: 939
 Table Games: 20
 Buffet, (1) Specialty Restaurant & Deli
 Meeting Space, Ballroom
 120-Room Hotel

Total Capital Investment in Property since Company
 Purchase: \$105,094,000
 Total Capital Investment in Property for
 Fiscal Year: \$2,453,000
 Total Employee Compensation: \$14,354,000
 Real Estate/Personal Property Tax: \$557,000
 State Sales Tax: \$341,000
 State Withholding Tax on Jackpots: \$903,000
 Federal Withholding Tax on Jackpots: \$1,377,000
 Charitable Donations: \$42,000
 Total Employment: 493
 Minority Employment: 37
 Female Employment: 268

CITY OF BOONVILLE

<u>Expenditures</u>	<u>FY 2012-2013</u>	<u>Expenditures</u>	<u>FY 2012-2013</u>
Howard County Sheriff's Department	\$ 29,100	Turf Maintenance- Ballfields	\$ 3,795
Howard County Prosecuting Attorney	\$ 16,490	Public tree Maintenance- City Wide	\$ 18,375
New Franklin Police Department	\$ 10,670	Police Cars (2)	\$ 52,326
Cooper County Sheriff's Department	\$ 38,000	Computer Equipment- Administration	\$ 2,692
Cooper County Prosecuting Attorney	\$ 22,310	Drainage Improvement Projects	\$ 147,716
Moniteau County Sheriff's Department	\$ 1,940	Street Improvement Projects	\$ 374,120
Mustang	\$ 19,400	Demolitions- Dangerous Buildings	\$ 10,908
Pettis County Sheriff's Department	\$ 2,500	Insurance - Kemper/Business Interruption-Casino	\$ 34,097
Pettis County Prosecuting Attorney	\$ 2,500	Sewer Extension	\$ 2,119
City of Otterville	\$ 1,000	Sewer Collection System Rehab	\$ 79,841
City of Bunceton	\$ 1,000	Turbidimeter	\$ 20,423
City of Pilot Grove	\$ 1,000	ADA Projects	\$ 1,251
City of Prairie Home	\$ 1,000	Miscellaneous Engineering	\$ 16,520
City of Blackwater	\$ 1,000	Park Department Vehicle	\$ 19,500
Boonslick Y.M.C.A.	\$ 56,571	Line Blow off Valves- Water Plant	\$ 13,957
Unlimited Opportunities	\$ 3,395	VFD River Pumps- Water Plant	\$ 32,327
Boonville Jaycees	\$ 1,940	Rebuild River Pump	\$ 4,152
Neighbors Helping Neighbors	\$ 5,820	Lime Feed- electrical- Water Plant	\$ 26,859
Boonslick Senior Center	\$ 4,850	Other Various Small Items	\$ 108,355
MU Extension Center, 4-H Youth Education	\$ 1,843	Kemper Rehab re: SFCC Classrooms	\$ 422,502
Concerned Citizens for the Black Community (501 c-3)	\$ 12,610	Equipment Replacement	\$ 48,451
Pick Up Boonville	\$ 350	Signage	\$ 2,002
Boonville 4th of July Fireworks	\$ 4,850	Water Plant- basin Repair	\$ 24,000
Transfer to General Fund (Operations)	\$ 770,000	Legal Fees	\$ 7,658
Transfer Tourism- Staff Salary (Part)	\$ 21,000	Furnace Repair- City Hall and Council Chambers	\$ 7,075
Debt Service Payment COP's	\$ 935,855	Land Purchase- Morgan Street- State of Missouri	\$ 2,500
Lift Station- Hoist	\$ 3,380	Testing Backflow Prevention Devices	\$ 5,381
Lift Station- Clean Wetwells	\$ 15,550	Planning Related Expenditures	\$ 23,518
Lift Station- Telemetry	\$ 3,214		
Wastewater Plant - SCADA Control System Upgrade	\$ 125,156		
Wastewater Plant - Orbal Repairs	\$ 14,925		
Wastewater Plant Capacity Study	\$ 2,725		
Wastewater Plant- High Service Pump Project	\$ 34,362		
Wastewater System Planning	\$ 16,993		
Maintenance- Water/Wastewater Plant	\$ 8,469		
Lift Station Maintenance	\$ 68,074		
Summer Recreation Program- Youth	\$ 7,167		
		TOTAL \$	<u>3,766,819</u>

SOURCE: City of Boonville



Lime Feed



*Improvements
 Accomplished from
 Local Gaming
 Revenues*

State Fair



Isle of Capri - Cape Girardeau

General Manager: Barron Fuller
 777 North Main Street
 Cape Girardeau, MO 63701
 (314) 813-9465

Date Licensed: October 30, 2012
 Gaming Space: 38,550 Square Feet
 Electronic Gaming Devices: 950
 Table Games: 28
 Buffet, (3) Specialty Restaurants
 Meeting Event Center

Total Capital Investment in Property since Company Purchase: \$127,891,172
 Total Capital Investment in Property for Fiscal Year: \$56,092,133
 Total Employee Compensation: \$10,444,495
 Real Estate/Personal Property Tax: \$6,355
 State Sales Tax: \$286,718
 State Withholding Tax on Jackpots: \$343,739
 Federal Withholding Tax on Jackpots: \$466,416
 Charitable Donations: \$32,268
 Total Employment: 506
 Minority Employment: 106
 Female Employment: 257

Shawnee Park Center Playground



Broadway Middle Parking Lot



*Improvements
 Accomplished from
 Local Gaming
 Revenues*

City of Cape Girardeau

Early Casino Funded Projects 2013

Project	Notes	Estimated Cost	Actual Cost	Expected Completion (MO/YR)
Shawnee Park playground equipment and landscaping	Playground Equipment Installed (April) working on landscape plan	\$ 40,000		Jun-13
Emergency Warning Sirens	Items ordered 4/11/13. Some items with 60-90 day delivery. Solicitation for bids for installation June 2013.	\$ 150,000		Sep-13
Main Street Lighting Improvements	Lighting being manufactured, delivered in August	\$ 312,000		Sep-13
Sidewalk Gap - Kingsway Drive	Working on acquisition negotiations with prop. owners	\$ 125,000		Sep-13
Space Design of Police Station	received invoice #1 - 34% complete	\$ 100,000		Jun-13
Demolition of old Convention & Visitors Building (CVB) and paving of parking lot	asbestos removed March 2013. Demo contractor to be awarded on May 6 Council agenda.	\$ 125,000		Jun-13
Arena Park- fencing	Fencing Installed (end of April)	\$ 54,000		May-13
Fitness equipment for recreation trail	Currently writing specs, to be placed in Arena Park	\$ 45,000		Oct-13
River Heritage Museum Parking Lot Overlay	Under construction contract with ASA Asphalt	\$ 50,000		Oct-13
Broadway Parking-Broadway/Middle parking lot	Complete!		\$ 130,228	May-13
Broadway Parking-Broadway Prescription parking lot	Under construction contract with ASA Asphalt	\$ 75,000		Oct-13
Broadway Parking- Last Call parking lot	Under construction contract with ASA Asphalt	\$ 145,000		Oct-13
Fort D roof improvements	Selected Phillip Smith - currently negotiating agreement	\$ 44,000		
Hopper Road Lighting Improvements	Complete!		\$ 5,197	Jun-13
Dog Park	Currently in planning stages, Dog Park to be located in Kiwanis Park	\$ 25,000		Oct-13
Cape Youth Tackle Football League scoreboards and bleachers	Currently writing specs	\$ 15,000		Aug-13
Walking Trail Lighting/Widening	This project may be completed in phases	\$ 100,000		TBD
Community Garden	Project in planning stages - ongoing/anticipate project phasing in over several years	\$ 50,000		TBD
Accelerated Tree Planting	Project in planning stages - ongoing	\$ 25,000		Oct-13/Apr-14
	Total	\$ 1,480,000	\$ 135,425	

SOURCE: City of Cape Girardeau

Isle of Capri - Kansas City

General Manager: Todd Steffen
 1800 E. Front Street
 Kansas City, Missouri 64120
 (816) 855-7777

Date Licensed: June 6, 2000
 Gaming Space: 45,300 Square Feet
 Electronic Gaming Devices: 1,051
 Table Games: 19
 Buffet, (3) Specialty Restaurants
 Parking Garage

Total Capital Investment in Property since Company
 Purchase: \$91,905,917
 Total Capital Investment in Property for
 Fiscal Year: \$1,686,474
 Total Employee Compensation: \$17,101,805
 Real Estate/Personal Property Tax: \$478,834
 State Sales Tax: \$375,259
 State Withholding Tax on Jackpots: \$307,248
 Federal Withholding Tax on Jackpots: \$540,064
 City Lease Payments: \$2,901,513
 Charitable Donations: \$34,888
 Total Employment: 387
 Minority Employment: 185
 Female Employment: 181

City of Kansas City, MO

<u>Equipment</u>	<u>Actual FY 2011-12</u>	<u>Adopted FY 2012-13</u>	<u>Adopted FY 2013-14</u>
City Fleet Replacement	\$5,544,437	\$6,423,731	5,800,469
Capital Maintenance			
Roadways and Street Markings			
N. Gower Road from 64th to 68th	\$ -	\$ -	\$ -
NW 68th Street	-	-	-
Boulevard Reconstruction	-	-	-
Street Preservation	-	149,338	-
Street Resurfacing	206,656	-	-
Sidewalks	114,062	-	-
Boulevard Reconstruction	926,198	-	-
Subtotal:	\$ 1,246,916	\$ 149,338	\$ -
Bridges			
Bridge Rehabilitation	\$ -	\$ 590,995	\$ 665,381
Streetlight System			
Streetlight Upgrade Debt Service	\$ 6,618,670	\$ 6,451,700	\$ 9,409,150
Streetlight Maintenance	3,072,463	-	-
Subtotal:	\$ 9,691,133	\$ 6,451,700	\$ 9,409,150
Public Facilities			
Kauffman Performing Arts Center Garage Debt Service	\$ -	\$ 2,484,236	\$ -
Facilities Capital Maintenance	28,934	-	-
Community Centers	396,260	-	-
Subtotal:	\$ 425,194	\$ 2,484,236	\$ -
Capital Maintenance Total:	\$ 11,363,243	\$ 9,676,269	\$10,074,531
Total Gaming Funds Allocated:	\$ 16,907,680	\$ 16,100,000	\$15,875,000

SOURCE: City of Kansas City

Lady Luck of Caruthersville

General Manager: Lyle Randolph
 777 E. 3rd Street
 Caruthersville, Missouri 63830
 (573) 333-1000

Date Licensed: April 27, 1995
 Gaming Space: 21,400 Square Feet
 Electronic Gaming Devices: 577
 Table Games: 14
 (1) Specialty Restaurant
 RV Park (27-space)

Total Capital Investment in Property since Company Purchase: \$56,017,574
 Total Capital Investment in Property for Fiscal Year: \$864,236
 Total Employee Compensation: \$8,551,663
 Real Estate/Personal Property Tax: \$322,570
 State Sales Tax: \$141,093
 State Withholding Tax on Jackpots: \$154,644
 Federal Withholding Tax on Jackpots: \$138,801
 Charitable Donations: \$108,203
 Total Employment: 290
 Minority Employment: 89
 Female Employment: 162


City of Caruthersville

<u>GAMING REVENUE EXPENDITURES</u>	2010-11	2011-12	2012-13 ACTUAL	2013-14 PROPOSED BUDGET
<u>Drainage</u>				
Drainage	\$ 150,465.79			
<u>Water/Wastewater Improvements</u>				
Water Tower Maintenance	\$ 55,569.38			
South Ward Lift Station			\$ 2,000.00	
Hwy 84 Water line repair	\$ 70,000.00			
<u>Street Improvements</u>				
Miscellaneous Street Improvements	\$ 167,345.10	\$ 153,490.18		\$ 246,000.00
<u>Public Safety</u>				
Fire Hydrants			\$ 14,538.26	\$ 25,000.00
CIF Funding	\$ 5,000.00			
Additional Police Officers	\$ 107,403.79	\$ 103,331.81	\$ 133,879.54	\$ 150,000.00
Police Computer Software	\$ 2,253.19		\$ 6,900.00	
Police Equipment				
<u>Other Infrastructure</u>				
Sidewalks		\$ 11,690.38	\$ 3,983.58	\$ 10,000.00
Tennis Courts	\$ 50,000.00		\$ 50,000.00	
Downtown Redevelopment	\$ 29,304.57			
Armory Roof		\$ 8,611.63	\$ 2,500.00	
Administration software/equipment	\$ -	\$ 6,519.11	\$ 1,267.00	
Economic Development	\$ 54,999.96	\$ 45,833.30	\$ 49,999.97	\$ 50,000.00
Skate Park			\$ 5,000.00	
Community Betterment	\$ 4,471.20	\$ 8,391.28	\$ 10,000.00	\$ -
TOTAL	\$ 696,812.98	\$ 337,867.69	\$ 280,068.35	\$ 481,000.00

SOURCE: City of Caruthersville



New Skate Park



*Improvements
 Accomplished from
 Local Gaming
 Revenues*

Lumière Place

General Manager: Jeff Babinski
 999 N. Second Street
 St. Louis, MO 63102
 (314) 881-7777

Date Licensed: December 19, 2007
 Gaming Space: 75,000 Square Feet
 Electronic Gaming Devices: 2,002
 Table Games: 69
 Buffet, (4) Specialty Restaurants, Coffee House
 Meeting Space, Ballroom
 294-Room Hotel
 Parking Garage

Total Capital Investment in Property since Company Purchase: \$575,539,068
 Total Capital Investment in Property for Fiscal Year: \$7,495,564
 Total Employee Compensation: \$39,311,223
 Real Estate/Personal Property Tax: \$7,459,290
 State Sales Tax: \$1,507,245
 State Withholding Tax on Jackpots: \$1,473,265
 Federal Withholding Tax on Jackpots: \$1,173,648
 Charitable Donations: \$148,242
 Total Employment: 1,209
 Minority Employment: 688
 Female Employment: 530



New Grand Avenue Viaduct

*Improvements
 Accomplished from
 Local Gaming
 Revenues*

City of St. Louis

Sources of Gaming Revenue:

Local Portion of AGR Tax - 2.1%: Allocated to support police patrols, fire marine unit supplies and conduct public safety related capital improvements on the riverfront.

Local Portion of Admission Fee - \$1.00: Allocated primarily to the City's Capital Fund and Port Authority. These funds are budgeted each year for items such as arterial street paving, bridge repair, rolling stock replacement, public building improvements, development efforts, etc.

Port Authority Lease (2% of AGR) / Other : With the closure of the President Casino on the Landing in July, 2010, the City's Port Authority is no longer receiving lease payments. Part of the development agreement with Pinnacle casinos south county facility included a fixed \$1M annual payment to the City beginning in FY11. Beginning in FY14, this payment is being utilized directly for economic development agency efforts and is no longer deposited into the Gaming Fund.

	FY10 ¹	FY11	FY12	FY13	FY14b
Public Safety					
Payment to Port Authority	\$ 140,000	\$ -	\$ -	\$ 195,000	\$ -
Police Patrols	\$ 5,782,653	\$ 4,500,000	\$ 4,350,000	\$ 4,250,000	\$ 3,200,000
Fire Department Marine Unit Supplies	\$ 16,017	\$ 19,708	\$ 9,844	\$ 4,120	\$ 25,000
Flood Wall Improvements	\$ 170,000	\$ 1,000,000	\$ -	\$ -	\$ -
Subtotal	\$ 6,108,670	\$ 5,519,708	\$ 4,359,844	\$ 4,449,120	\$ 3,225,000
Capital Improvements					
Capital Fund Contribution	\$ 9,980,000	\$ 5,285,000	\$ 5,885,000	\$ 5,780,000	\$ 4,800,000
Subtotal	\$ 9,980,000	\$ 5,285,000	\$ 5,885,000	\$ 5,780,000	\$ 4,800,000
Economic Development					
Payment to Port Authority	\$ 760,000	\$ 705,000	\$ 630,000	\$ -	\$ -
SLDC Economic Development (lease revenue)	\$ 407,386	\$ -	\$ 175,000	\$ 704,864	\$ -
Subtotal	\$ 1,167,386	\$ 705,000	\$ 805,000	\$ 704,864	\$ -
Total	\$ 17,256,056	\$ 11,509,708	\$ 11,049,844	\$ 10,933,984	\$ 8,025,000

Note: ¹ FY10 actual gaming and lease revenue totaled \$13.5M, expenditures include appropriations of prior year surpluses of \$3.8M.

River City Casino

General Manager: Neil Walkoff
 777 River City Casino Blvd.
 St. Louis, MO 63125
 (314) 388-7502

Date Licensed: March 1, 2010
 Gaming Space: 90,000 Square Feet
 Electronic Gaming Devices: 2,019
 Table Games: 62
 Buffet, (4) Specialty Restaurants, Coffee & Tea House
 Parking Garage

Total Capital Investment in Property since Company Purchase: \$420,456,230
 Total Capital Investment in Property for Fiscal Year: \$62,377,623
 Total Employee Compensation: \$30,344,969
 Real Estate/Personal Property Tax: \$8,569,102
 State Sales Tax: \$539,597
 State Withholding Tax on Jackpots: \$1,905,304
 Federal Withholding Tax on Jackpots: \$1,886,266
 City Lease Payments: \$5,192,586
 Charitable Donations: \$29,832
 Total Employment: 1,035
 Minority Employment: 443
 Female Employment: 440

St. Louis County

Revenues:	
Admission Tax	\$ 6,003,455
Gaming Tax	\$ 4,345,703
Total	\$ 10,349,158

Expenditures:	
Police Crime Laboratory / 911 Call Center (reflects debt service expenditures made between 7/1/12 and 6/30/13)	\$ 843,782

The County leveraged casino revenues to issue \$11.6 million in bonds in 2010 for the purpose of constructing a new police crime laboratory and equipping the County's 911 call center. The new state of the art police crime laboratory is set to open in October of this year. The new lab will provide adequate work space and allow employees to process evidence more efficiently. Casino revenues also helped to fund additional employees which will improve case turnaround time. The crime laboratory will help the Police Department with future accreditation and will help provide the St. Louis region with high quality, state of the art investigation services to help us prevent as well as react to crime in our community.

Business Incubator Center (reflects debt service expenditures made between 7/1/12 and 6/30/13)	\$ 546,315
--	------------

The County leveraged casino revenues to issue \$7.1 million in bonds in 2010 for the purpose of renovating and improving existing business incubator facilities and acquiring and renovating new business incubator facilities. These facilities provide affordable office and warehouse space and support services to new and growing businesses in a variety of disciplines including information technology, research, transportation and distribution, and professional services.

General public safety costs	\$ 3,501,921
General government costs	\$ 5,457,140
Total	\$ 10,349,158

SOURCE: St. Louis County

St. Louis County Port Authority

(Lease revenue committed 7/1/12 through 6/30/13)

Grants Awarded (5): \$2,507,756

Representative Projects:

- Beyond Housing-Redevelopment of McKinley School for Boys & Girls Club
- Hancock Place School District-Capital Improvement to Heine Meine Field
- Lemay Housing Partnership
- Legal Services of Eastern Missouri
- Mid-East Area Agency on Aging

Helix Fund (resources for plant & life science start-up companies) 500,000

- Total Commitment of 1,500,000 for three years (2013-2015)

Lemay Community Center Design and Engineering Services 1,230,545

- Commitment of \$15,624,545 for total project cost

Projects Initiated by Port Authority:

- | | |
|---|-----------|
| • Acquisition, Removal, and Cleanup of Dangerous Properties: | 289,000 |
| • Lemay Plaza and Streetscape Project: | 298,968 |
| • Assistance to Support the Development of an International Cargo Hub | 3,000,000 |
| • Feasibility Study for St. Louis County Soccer Complex | 22,492 |

TOTAL FUNDS COMMITTED: **\$7,848,761**

SOURCE: St. Louis County Port Authority



Breaking Ground for New Crime Lab

Feed My People



Improvements Accomplished from Local Gaming Revenues

Mark Twain Casino

General Manager: Gerry Smriga
 104 Pierce Street
 LaGrange, Missouri 63448
 (573) 655-4770

Date Licensed: February 1, 2005
 Gaming Space: 18,000 Square Feet
 Electronic Gaming Devices: 646
 Table Games: 13
 (1) Specialty Restaurant
 Meeting Space

Total Capital Investment in Property since Company
 Purchase: \$24,425,451
 Total Capital Investment in Property for
 Fiscal Year: \$1,590,683
 Total Employee Compensation: \$5,556,569
 Real Estate/Personal Property Tax: \$222,765
 State Sales Tax: \$107,041
 State Withholding Tax on Jackpots: \$295,839
 Federal Withholding Tax on Jackpots: \$543,272
 Charitable Donations: \$16,957
 Total Employment: 228
 Minority Employment: 19
 Female Employment: 133

City of LaGrange

Department

2013/2014 Adopted Budget

Parks/ Recreation

Various Park Upgrades \$40,000.00

Economic Development

Preparing Infrastructure for Industrial Park \$250,000.00

Streets

Road Maintenance \$75,000.00

New Equipment \$11,000.00

Water

New Water Truck \$15,000.00

New Water Lines \$50,000.00

Wet Well Construction \$450,000.00

Wastewater

Sewer Line Repairs \$375,000.00

Public Safety

Upgrade of Police Equipment \$5,000.00

Vehicle \$20,000.00

New Computers and Training Manuals \$9,000.00

Upgrade of Fire Equipment \$22,550.00

Total

\$1,322,550.00

SOURCE: City of LaGrange



Outside Seating at Park



New Tanker Truck at Fire Department

*Improvements
 Accomplished from
 Local Gaming
 Revenues*



St. Jo Frontier Casino

General Manager: Craig Travers
 777 Winners Circle
 St. Joseph, Missouri 64505
 (816) 279-5514

Date Licensed: February 1, 2005
 Gaming Space: 18,000 Square Feet
 Electronic Gaming Devices: 566
 Table Games: 11
 Buffet & (1) Specialty Restaurant
 Meeting Space

Total Capital Investment in Property since Company
 Purchase: \$38,515,920
 Total Capital Investment in Property for
 Fiscal Year: \$1,802,995
 Total Employee Compensation: \$8,063,838
 Real Estate/Personal Property Tax: \$232,587
 State Sales Tax: \$208,075
 State Withholding Tax on Jackpots: \$208,435
 Federal Withholding Tax on Jackpots: \$475,622
 Charitable Donations: \$242,144
 Total Employment: 254
 Minority Employment: 18
 Female Employment: 140

CITY OF ST. JOSEPH

CATEGORY	FY2011/12	FY2012/13
City Sponsored Festivals / Celebrations	\$ 60,000	\$ 70,000
ANG "Sound of Speed" Air Show	15,000	0
Downtown Development & Revitalization		
Downtown Clean-up Program	9,700	9,700
Downtown Partnership Contract	24,500	24,500
Feasibility Study - Downtown Events Center/Casino Relocation	0	75,000
Prof Services-City initiated Downtown TIF proj.	1,916	8,447
Allied Arts Contribution	25,000	25,000
Infrastructure		
Living History Preserve Project	0	4,745
Civic Facilities Repairs	0	4,408
Projects for Better Historic Preservation & Property Maintenance Activity	93,855	112,325
Economic Development		
Professional Services - Outside Legal Issues	150,000	118,897
C of C - Economic Development Contract	165,000	165,000
Community Alliance Partnership	12,000	14,500
Industrial Life Science Institute	25,000	25,000
Ferguson Group	13,562	0
MO-KAN	25,000	25,000
Tree Inventory Study (Tree City Designation)	0	14,000
Equipment		
Narrow Banding for Warning Sirens (FCC required)	0	128,950
Heritage Park grounds maint. & irrigation equipment	0	85,000
Fire Safety equipment (radios, defibrillators)	116,431	41,136
Replacement vehicle for building & property maintenance inspections	0	19,400
Specialized software (Police, 911)	11,433	0
Specialized software (SJPD Electronic Crimes Unit, Municipal Court, Health/Food Safety, Animal Control)	0	79,450
Other		
Public Awareness/Education	47,117	45,894
City's Rosecrans Airport-Operations Support	60,000	60,000
City's Parking Maintenance-Operations Support	6,500	6,500
City's Nature Center-Operations Support	50,000	50,000
Social Welfare Board - Supplemental Contribution	20,000	0
St. Joseph Youth Alliance - Program Contribution	14,000	0
St. Joseph Youth Alliance - Capital Campaign	0	12,500
Patee House Museum-Grant match for window replacements	10,000	0
Legislative Great Northwest Days (City sponsorship portion)	0	500
State Legislative Lobbyist	9,900	9,900
Total Expenditures	\$ 965,914	\$ 1,235,752

SOURCE: City of St. Joseph

Buchanan County

	2011 ACTUAL EXPENDITURES	2012 ACTUAL EXPENDITURES	2013 BUDGET
APPROPRIATIONS:			
Health and Welfare			
Social Welfare Board	183,750.03	260,333.37	245,000.00
Health Department	63,338.16	68,088.66	65,124.15
Public Services			
Extension Council	46,450.02	114,413.77	99,550.00
Soil & Water Conserv.	0.00	10,000.00	5,000.00
General Accounts			
Public Defender Lease	39,274.74	47,428.75	47,500.00
General Expenses	2,145.83	36,563.00	60,539.96
Tower Expenses	203,094.23	291,947.45	310,000.00
Professional Services	65,923.61	80,031.29	80,000.00
General Fund Admin Fee	220,000.00	220,000.00	208,415.85
TOTAL	823,976.62	1,128,806.29	1,121,129.96

SOURCE: Buchanan County



Fiscal Year 2013 Project Summary

CASINO /LOCATION	LOCATION OPENING DATE	ADMISSIONS	ADMISSION FEES (a)	ADJUSTED GROSS RECEIPTS	GAMING TAX (b)	ESTIMATED CAPITAL INVESTMENT *	EMPLOYERS	TABLE GAMES	SLOT MACHINES	GAMING SPACE (SQ FT)	ADMISSION FEES PERCENTAGE OF STATE TOTAL	GAMING TAX PERCENTAGE OF STATE TOTAL	Total Employee Compensation	Real Estate Property Tax	State Sales Tax	Charitable Donations	City Lease Payments	Minority Employees	Minority Salaried Positions	Female Employment	Female Salaried Employees
Ameristar Casino St. Charles	27-May-94	7,399,966	\$ 14,799,930	\$ 270,001,675	\$ 56,700,352	\$ 792,258,688	1,509	77	2,567	130,000	15.13%	15.47%	\$ 47,994,627	\$ 6,923,418	\$ 1,967,490	\$ 120,546	\$ -	537	29	679	80
Argosy RiverSide Casino	22-Jun-94	3,304,577	\$ 7,669,154	\$ 152,944,682	\$ 32,087,393	\$ 241,404,572	770	31	1,514	62,000	8.05%	8.76%	\$ 31,196,628	\$ 2,886,225	\$ 1,072,991	\$ 119,612	\$ 4,101,767	314	17	411	41
St. Jo Frontier Casino	24-Jun-94	1,220,356	\$ 2,440,712	\$ 40,353,915	\$ 8,474,322	\$ 38,515,920	254	11	566	18,000	2.50%	2.31%	\$ 8,063,838	\$ 232,587	\$ 208,075	\$ 242,144	\$ -	18	2	140	17
Herrah's North Kansas City	22-Sep-94	4,138,941	\$ 8,277,882	\$ 179,868,209	\$ 37,772,324	\$ 419,714,912	944	61	1,516	63,300	8.47%	10.31%	\$ 34,866,094	\$ 2,851,841	\$ 1,143,605	\$ 447,429	\$ 3,422,873	326	20	414	70
Lady Luck - Canthersville	27-Apr-95	887,696	\$ 1,775,392	\$ 33,213,309	\$ 6,974,294	\$ 56,017,574	290	14	577	21,400	1.82%	1.90%	\$ 8,551,663	\$ 322,570	\$ 141,093	\$ 109,203	\$ -	89	29	162	24
Isle of Capri - Kansas City	18-Oct-96	2,852,735	\$ 5,705,470	\$ 79,855,786	\$ 16,769,715	\$ 91,905,917	387	19	1,051	45,300	5.83%	4.89%	\$ 17,101,605	\$ 478,834	\$ 375,259	\$ 34,888	\$ 2,901,513	195	24	181	36
Ameristar Casino Kansas City	16-Jan-97	6,327,395	\$ 12,654,790	\$ 213,193,346	\$ 44,771,663	\$ 434,692,191	1,129	71	2,578	140,000	12.94%	12.22%	\$ 37,627,446	\$ 4,554,600	\$ 1,661,390	\$ 219,227	\$ 140,000	424	36	519	78
Herrah's Maryland Heights	11-Mar-97	2,112,898	\$ 4,225,796	\$ 84,863,530	\$ 17,821,341	\$ 547,148,955	**	**	**	**	4.32%	4.89%	\$ 12,666,209	\$ 13,322,282	\$ 361,765	\$ 5,063	\$ -	**	**	**	**
Hollywood Maryland Heights	11-Mar-97	4,165,788	\$ 8,331,576	\$ 158,135,694	\$ 33,208,696	\$ 36,577,703	1,262	80	2,239	120,000	8.52%	9.06%	\$ 30,000,967	\$ 2,619,646	\$ 604,296	\$ 10,674	\$ -	529	24	563	88
Isle of Capri - Boonville	06-Dec-01	2,105,396	\$ 4,210,772	\$ 82,119,499	\$ 17,245,095	\$ 105,094,000	493	20	939	28,000	4.31%	4.71%	\$ 14,354,000	\$ 557,000	\$ 341,000	\$ 42,000	\$ -	37	5	268	40
Mark Twain Casino	25-Jul-01	1,102,512	\$ 2,205,024	\$ 38,423,350	\$ 8,068,903	\$ 24,425,451	228	13	646	18,000	2.25%	2.20%	\$ 5,556,569	\$ 222,765	\$ 107,041	\$ 16,957	\$ -	19	1	133	15
Lumiere Place	19-Dec-07	5,030,160	\$ 10,060,320	\$ 160,329,620	\$ 33,669,562	\$ 575,539,088	1,209	69	2,002	75,000	10.29%	9.19%	\$ 39,311,223	\$ 7,459,290	\$ 1,507,245	\$ 148,242	\$ -	688	54	530	70
River City Casino	01-Mar-10	5,962,970	\$ 11,925,940	\$ 205,815,455	\$ 43,221,246	\$ 420,456,230	1,035	62	2,019	90,000	12.20%	11.80%	\$ 30,344,669	\$ 8,569,102	\$ 539,597	\$ 29,832	\$ 5,192,586	443	46	440	69
Isle of Capri - Cape Girardeau	30-Oct-12	1,652,574	\$ 3,305,148	\$ 45,742,838	\$ 9,605,996	\$ 127,891,172	506	28	950	38,600	3.38%	2.62%	\$ 10,444,495	\$ 6,355	\$ 286,718	\$ 32,268	\$ -	106	12	257	50
GRAND TOTALS		48,893,653	\$ 97,787,906	\$ 1,744,767,104	\$ 366,401,092	\$ 3,911,642,332	10,016	556	19,164	849,600	100%	100%	\$ 326,020,733	\$ 51,006,714	\$ 10,357,594	\$ 1,577,868	\$ 15,758,739	3,715	299	4,697	678

* Figures reflect the current property investments since company purchase as reported to MGC.
 ** Penn National acquired Herrah's MH and rebranded the casino as Hollywood Casino effective November 2, 2012.
 (a) 50% of Admission Fees go to the State, with the remaining 50% to the Local Home Dock.
 (b) 50% of Gaming Taxes go to the State, with the remaining 10% to the Local Home Dock.
 The figures published in this report are subject to adjustment.