

Missouri Gaming Commission



Annual Report
2016



**The Missouri Gaming Commission
will regulate charitable and commercial
gaming in a manner which promotes a positive
impact on the State and ensures the integrity of the industry.**

MGC Mission Statement

Visit Us At:

<http://www.mgc.dps.mo.gov>

<http://www.showmegaming.com>

Table of Contents

| | |
|---|----|
| Message from the Chairman | 4 |
| Message from the Executive Director | 5 |
| Commissioners | 6 |
| Money to Worthy Causes | 8 |
| Report on Competitiveness | 9 |
| Economic Impact | 10 |
| Fund Balance Report | 11 |
| Charitable Gaming..... | 12 |
| Missouri State Highway Patrol | 13 |
| FY 2016 Operation Results | |
| Ameristar Casino Kansas City | 14 |
| Ameristar Casino St. Charles | 15 |
| Argosy Riverside Casino..... | 16 |
| Harrah's North Kansas City | 17 |
| Hollywood Casino | 18 |
| Isle of Capri – Boonville..... | 19 |
| Isle of Capri – Cape Girardeau | 20 |
| Isle of Capri – Kansas City..... | 21 |
| Lady Luck Casino Caruthersville | 22 |
| Lumière Place..... | 23 |
| River City Casino | 24 |
| Mark Twain Casino..... | 25 |
| St. Jo Frontier Casino | 26 |
| Fiscal Year 2016 Project Summary | 27 |

Message from the Chairman



In Fiscal Year 2016 Missouri Governor Jay Nixon signed into law the Fantasy Sports Consumer Protection Act. As soon as the legislative process began, Missouri Gaming Commission staff started researching and writing rules and regulations for this billion dollar industry. MGC staff is comprised of seasoned regulators who applied their experience in gaming with relevant consumer protection principles. After months of work, the preliminary rules were written and subsequently approved by the five member commission. While this is new territory for both staff and the board, I am confident we are equal to the task.

It is anticipated fantasy sports contests will bring important operating and licensing fees to the State. Estimates on how many companies will be licensed, and the amount of fees collected are preliminary as of this writing, but we will provide a complete analysis of our first year of regulation in the FY 2017 Annual Report. Stay tuned.

Speaking of fees collected, one of the MGC's most important functions is to monitor the collection of both AGR and admissions taxes. In FY 2016 riverboat gambling casinos contributed nearly 324 million dollars to the State Proceeds for Education Fund. You can see the good resulting from riverboat gambling on the following pages of this report. The back pages feature each of the 13 home dock cities and counties, the revenue received from riverboat gaming, and the way in which these valuable funds were spent.

FY 2016 brought ownership changes to some of the State's riverboat gaming casinos. The MGC gave approval to a second REIT ownership in Missouri. Although it was the second such REIT acquisition it was a first for this particular commission to review and approve such an ownership change. Gaming and Leisure Properties, Inc., (GLPI) now holds all of Pinnacle Entertainment's real property assets. However, Pinnacle Entertainment will retain the operating assets.

I would like to thank the dedicated staff and specifically my fellow commissioners. We are a group of professionals who strive to regulate bingo, riverboat gaming, and coming soon, fantasy sports contests in the best interests of the gaming industry, and the people of the State of Missouri.

Message from the Executive Director



The Missouri Gaming Commission began Fiscal Year 2016 with an “excellent” performance rating from the Missouri State Auditor. This annual audit of the MGC indicates the commission is well managed and the report contains no findings. We are proud of our efforts.

This year we have changed our mission statement to add the regulation of fantasy sports contests. Staff continues working on this newly regulated enterprise in Missouri. Writing rules, researching other jurisdictions, and all aspects of this industry have our attention. We look forward with anticipation to our first year of licensing and regulation.

There are many people I would like to thank in this year’s Annual Report. I gratefully acknowledge the five-member commission which governs the MGC. They volunteer their time and talents to serving the people of the State with thorough regulation and oversight. They make themselves available for monthly meetings, tours of riverboat gaming casinos, and eagerly take on new ventures such as fantasy sports contest regulation.

As a 30 year veteran (Lt. Colonel, Retired) of the Missouri State Highway Patrol, I would like to thank the MSHP Gaming Division for their partnership. The Missouri Gaming Commission operates under a memorandum of understanding with MSHP. MGC writes the rules and MSHP provides enforcement. We cannot function without them, and we are grateful for their knowledge and willingness to help regulate these important operations in Missouri.

Finally, I’d like to thank the MGC employees. Many have been with the MGC since inception or closely after and can offer historical information and a thorough knowledge of gaming. This makes us efficient and effective.

Nearly four years ago MGC employees started a “Jeans Days” fundraiser. Staff pays one dollar each day to wear jeans on Thursdays and Fridays. This effort has raised nearly \$13,000 for the Food Bank for Central and Northeast Missouri. We donate our money specifically to the Buddy Pack program. The amount of money employees have given is a true expression of their love and big hearts. They’re a great group of people.

Each year the Missouri Gaming Commission produces an Annual Report for the Legislature. I hope you find this edition to be a comprehensive guide to gaming in Missouri. Thank you for taking time to read it.

Commissioners

Herbert M. Kohn, *Chairman*



Herbert M. Kohn (Kansas City) is senior counsel at Bryan Cave LLP where he practices corporate, business and banking law concentrating in the areas of acquisitions, financial transaction bank and public finance. He is a former member of the firm's Executive Committee. Mr. Kohn was Chairman of Kansas City, Missouri Mayor Kay Barnes' transition team in 1999 and Chairman of the Mayor's Charter Review Commission in 2000. He also is a member of the Civic Council of Greater Kansas City, and previously served as Chairman of the Kansas City Art Institute, and Chairman of the Missouri Cancer Commission. Mr. Kohn also served as trustee of the Truman Library Institute and director of the Richard and Annette Block Cancer Foundation.

Brian Jamison, *Vice Chairman*



Brian Jamison (Columbia) is the manager of the Post Consumer Plastics Division of St. Joseph Plastics. Brian Jamison has served as an appointed member of the Missouri Board of Probation and Parole from 2008 to 2013. Previously, he was deputy director of the Missouri Department of Public Safety for three years, and a Missouri State Highway Patrol trooper for 14 years. Mr. Jamison is married with two children and five grandchildren. He serves on the board of The Crossing in Columbia, Missouri.

Larry D. Hale



Larry D. Hale (Glencoe) is the principal and owner of The Hale Law Firm in St. Louis. He is a graduate of Wartburg College, Waverly, Iowa and St. Louis University Law School, St. Louis, MO. Mr. Hale is a trial attorney, who practices primarily in the areas of corporate, institutional and insurance defense. He was an Assistant United States Attorney for the Eastern District of Missouri from 1979 through 1986, and served as an Assistant Special Counsel in Senator John Danforth's investigation of the government siege at Waco, Texas from 1999 to 2000. Larry Hale has received numerous professional awards and has served on several professional, educational and community boards. He is a former instructor in trial advocacy at Washington University Law School and has provided such instruction at Emory Law School in Atlanta, GA. Mr. Hale is the proud father of three children and four grandchildren.

Thomas Neer



Thomas Neer (Defiance) most recently served as the Sheriff of St. Charles County from 2005 to 2014. A native of St. Charles, he joined the sheriff's department as a deputy in 1974, working his way through the ranks as a sergeant, lieutenant and captain before being elected sheriff. Neer's experience includes professional law enforcement training on the local, state and federal level. He received the Medal of Valor, Meritorious Service Medal, and Optimist Club Officer of the Year and numerous other awards and commendations. Mr. Neer has served on many boards and task forces, and proposed the voter approved St. Charles County Police Department. Tom Neer attended William Jewell College, Southeast Missouri State University, and is a graduate of the FBI National Academy. Mr. Neer is married with one son, and one grandson.

Richard F. Lombardo



Richard F. Lombardo (Kansas City) is one of the founding partners of the Shaffer Lombardo Shurin law firm in Kansas City. Over the 34 years that he has practiced law, Mr. Lombardo has practiced in the areas of business litigation, professional liability, insurance litigation, products liability and personal injury. He began his career as an assistant prosecuting attorney in Jackson County, Missouri. Mr. Lombardo is a graduate of the University of Kansas and the University of Missouri Kansas City School of Law. In 2008, Mr. Lombardo was inducted into the American College of Trial Lawyers. Mr. Lombardo is married and has two sons.

Money to Worthy Causes

| | | | |
|---|---|--|---|
|  |  |  |  |
| Veterans Commission Capital Improvement Trust Fund | Missouri National Guard Trust Fund | MO College Guarantee/Access Missouri Financial Assistance Fund | Compulsive Gamblers Fund |
| \$26,302,995.44 | \$4,000,000.00 | \$5,000,000.00 | \$150,000.00 |

| Missouri Gaming Commission Summary of Fund Transfers from Gaming Commission Fund | | | | | | |
|---|--|------------------------------------|--|--|--------------------------|-------------------------|
| Fiscal Year of Transfer | Veterans Commission Capital Improvement Trust Fund | Missouri National Guard Trust Fund | Mo College Guarantee / Access Missouri Financial Assistance Fund | Early Childhood Development, Education and Care Fund | Compulsive Gamblers Fund | Totals |
| FY 1994/1995 | \$8,408,536.13 | | | | | \$8,408,536.13 |
| FY 1996 | \$23,487,182.59 | | | | | \$23,487,182.59 |
| FY 1997 | \$30,388,830.54 | | | | | \$30,388,830.54 |
| FY 1998 | \$35,905,493.46 | | | | | \$35,905,493.46 |
| FY 1999 | \$3,000,000.00 | \$3,000,000.00 | \$4,500,000.00 | \$30,237,763.51 | | \$40,737,763.51 |
| FY 2000 | \$3,000,000.00 | \$3,000,000.00 | \$4,500,000.00 | \$34,217,803.75 | | \$44,717,803.75 |
| FY 2001 | \$3,000,000.00 | \$3,000,000.00 | \$4,500,000.00 | \$30,691,290.20 | \$46,612.00 | \$41,237,902.20 |
| FY 2002 | \$3,000,000.00 | \$3,000,000.00 | \$4,500,000.00 | \$31,266,433.92 | \$398,074.00 | \$42,164,507.92 |
| FY 2003 | \$3,000,000.00 | \$3,000,000.00 | \$4,500,000.00 | \$33,947,613.45 | \$489,850.00 | \$44,937,463.45 |
| FY 2004 | \$6,000,000.00 | \$4,000,000.00 | \$5,000,000.00 | \$30,320,589.96 | \$489,850.00 | \$45,810,439.96 |
| FY 2005 | \$6,000,000.00 | \$4,000,000.00 | \$5,000,000.00 | \$30,969,773.54 | \$489,850.00 | \$46,459,623.54 |
| FY 2006 | \$6,000,000.00 | \$4,000,000.00 | \$5,000,000.00 | \$31,449,559.64 | \$143,668.48 | \$46,593,228.12 |
| FY 2007 | \$6,000,000.00 | \$4,000,000.00 | \$5,000,000.00 | \$27,513,142.50 | \$296,081.66 | \$42,809,224.16 |
| FY 2008 | \$6,000,000.00 | \$4,000,000.00 | \$5,000,000.00 | \$26,158,125.21 | \$504,438.31 | \$41,662,563.52 |
| FY 2009 | \$6,000,000.00 | \$4,000,000.00 | \$5,000,000.00 | \$30,146,510.30 | \$522,323.49 | \$45,668,833.79 |
| FY 2010 | \$6,000,000.00 | \$4,000,000.00 | \$5,000,000.00 | \$30,187,344.07 | \$449,829.88 | \$45,637,173.95 |
| FY 2011 | \$6,600,000.00 | \$4,000,000.00 | \$5,000,000.00 | \$30,602,202.47 | \$297,683.81 | \$46,499,886.28 |
| FY 2012 | \$6,000,000.00 | \$4,000,000.00 | \$5,000,000.00 | \$28,167,184.85 | \$70,000.00 | \$43,237,184.85 |
| FY 2013* | \$30,492,690.60 | \$4,000,000.00 | \$5,000,000.00 | | \$150,000.00 | \$39,642,690.60 |
| FY 2014 | \$26,837,608.59 | \$4,000,000.00 | \$5,000,000.00 | | \$150,000.00 | \$35,987,608.59 |
| FY 2015 | \$26,806,819.71 | \$4,000,000.00 | \$5,000,000.00 | | \$80,000.00 | \$35,886,819.71 |
| FY 2016 | \$26,302,995.44 | \$4,000,000.00 | \$5,000,000.00 | | \$150,000.00 | \$35,452,995.44 |
| Totals | \$278,230,157.06 | \$67,000,000.00 | \$87,500,000.00 | \$425,875,337.37 | \$4,728,261.63 | \$863,333,756.06 |

* The 96th Missouri General Assembly passed House Bill 1731, which made major changes to the distribution of net proceeds (transfers) from the Gaming Fund. The bill removed the Early Childhood Development Education and Care Fund from the distribution formula, changed the order of distribution of the remaining funds in the formula and established that all remaining net proceeds be transferred to the Veterans Commission Capital Improvement Trust Fund.

Report on Competitiveness

COMPETITIVE TAX RATES AND FACILITIES

| | | |
|--------------------|---|---|
| ILLINOIS | Commercial Gaming Graduated tax rate from 15% to 50% of gross gaming revenue, \$2 to \$3 admissions tax Net Effective Tax Rate Consumer spending on Commercial Casino Gaming Calendar Year 2015 Video Lottery Terminal Locations <i>(as reported in the IL Annual Report)</i> | 10 Casinos 33.90% \$1.438 billion 5,222 |
| INDIANA | Commercial Gaming Graduated tax rate from 5% to 40% of gross gaming revenue; \$3 per patron admissions tax At racinos the graduated tax is from 25% to 35% of gross gaming revenue Net Effective Tax Rate Consumer Spending on Commercial Casino Gaming Calendar Year 2015 <i>*(11 riverboat or land-based, 2 racetracks)</i> | 13 Casinos* 28.40% \$2.142 billion |
| IOWA | Commercial Gaming Graduated tax rate with a maximum of up to 22% on gross gaming revenue at riverboats and land-based casinos and up to 24% at racetracks with slots and table games with gaming revenue exceeding \$100 million Net Effective Tax Rate Consumer Spending on Commercial Casino Gaming Calendar Year 2015 Native American Gaming <i>*(17 riverboat or land-based, 2 racetracks)</i> | 19 Casinos* 21.70% \$1.424 billion 3 Casinos |
| KANSAS | Commercial Gaming 22% state tax; 3% local government tax; 2% tax to fund problem gambling treatment Net Effective Tax Rate Consumer spending on Commercial Casino Gaming Calendar Year 2015 Native American Gaming | 3 Casinos 27.00% \$367.78 million 5 Casinos |
| MISSISSIPPI | Commercial Gaming Graduated tax from 4% to 8% on gaming revenues; additional tax on gaming revenues may be imposed by local governments Net Effective Tax Rate Consumer Spending on Commercial Casino Gaming Calendar Year 2015 Native American Gaming | 28 Casinos 12.00% \$2.097 billion 3 Casinos |
| OKLAHOMA | Racetrack Casinos (Graduated state tax from 10-30% on gross gaming revenue; 9% tax to state racing commission, varying payments to horsemen, breeders and purses depending on track gaming revenues) Consumer Spending on Commercial Casino Gaming Calendar Year 2015 Native American Gaming | 2 Racinos \$113.14 million 127 Casinos |

Data compared on calendar year basis. Sources: Rubin Brown Gaming Stats 2016, NIGC

MISSOURI COMPETITIVENESS

Commercial Gaming -- 13 casinos

21% tax on gross gaming revenue

(90%/10% split - State/home dock community respectively)

\$2 per patron admission fee, per excursion, split between home dock community and the state

Net Effective Tax Rate

Commercial Casinos -- 26.1%

Missouri ranked #9 in total state tax gaming revenues

(reflecting a 1.6 increase over the prior calendar year)

Missouri ranked #8 in consumer spending on commercial casino gaming

with \$1.7 billion AGR for Calendar Year 2015

(reflecting a 2.5 increase over the prior calendar year)

St. Louis, Mo/Illinois is listed as #7 in the top U.S. Casino Markets

Calendar Year 2015, with \$1.006 billion AGR

Kansas City, MO/KS is listed as #12 in the top U.S. Casino Markets

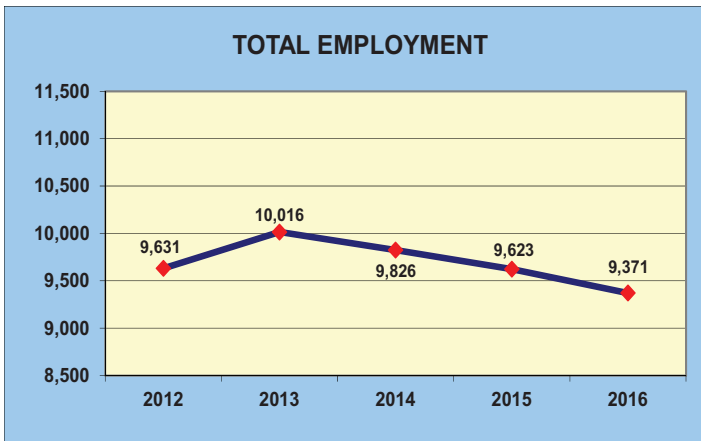
Calendar Year 2015, with \$782 million AGR

Sources: Rubin Brown Gaming Stats 2016

Economic Impact

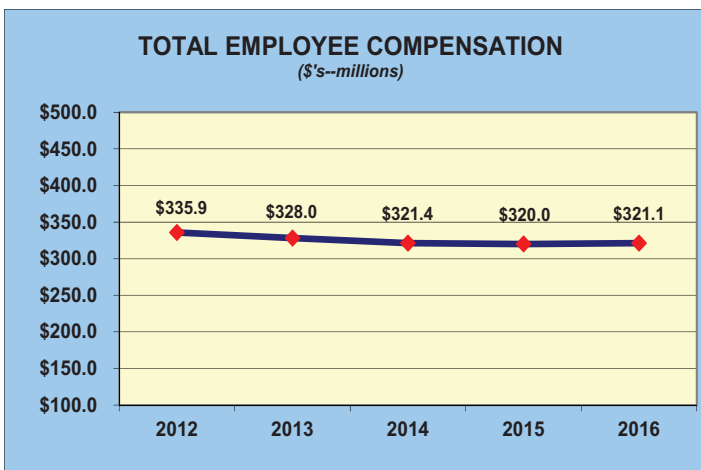
In FY 2016, Missouri casinos:

- Employed **9,371** people
- Paid Wages of **\$321 million**
- Contributed **\$359.8 million** in direct gaming taxes to state and local home-dock governments
- Contributed **\$85 million** in total state admission fees to special state funds and home-dock governments
- Earned **\$1.713 billion** in gross gaming revenue
- Paid total real estate and sales taxes of **\$62.4 million**, for a combined total of gaming and other taxes of **\$507.2 million**
- Invested a total of **\$3.1 billion** in capital investments to date



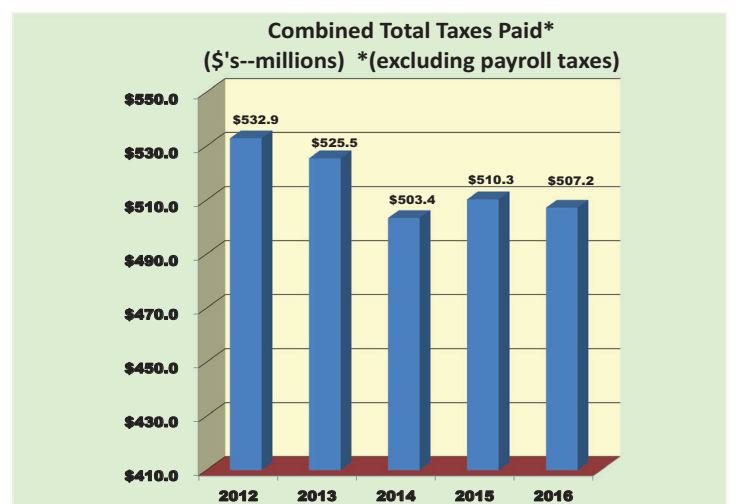
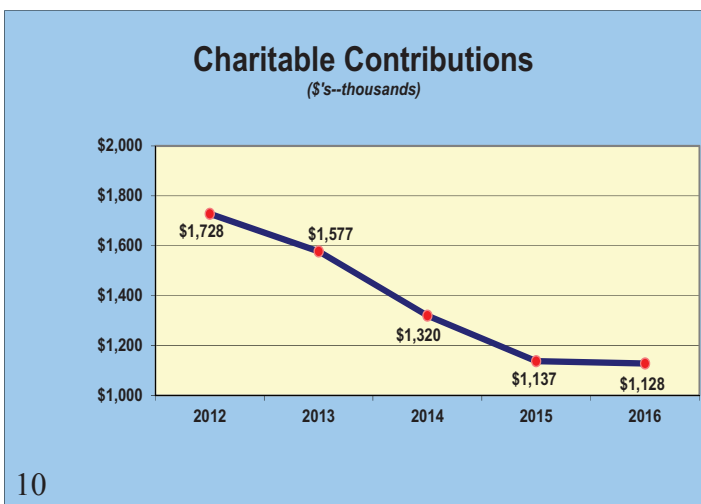
TOTAL EMPLOYMENT

| CASINO | 2012 | 2013 | 2014 | 2015 | 2016 |
|--------------------------------|--------------|---------------|--------------|--------------|--------------|
| Ameristar Kansas City | 1,153 | 1,129 | 1,108 | 1,128 | 1,053 |
| Ameristar St. Charles | 1,443 | 1,509 | 1,540 | 1,626 | 1,579 |
| Argosy | 826 | 770 | 746 | 738 | 784 |
| Harrah's Maryland Heights | 1,255 | | | | |
| Hollywood Maryland Heights | | 1,262 | 1,140 | 1,134 | 1,131 |
| Harrah's North Kansas City | 973 | 944 | 985 | 941 | 953 |
| Isle of Capri - Boonville | 491 | 493 | 463 | 471 | 419 |
| Isle of Capri - Cape Girardeau | | 506 | 465 | 451 | 425 |
| Isle of Capri - Kansas City | 425 | 387 | 369 | 377 | 361 |
| Lady Luck - Caruthersville | 311 | 290 | 249 | 236 | 228 |
| Lumière Place | 1,290 | 1,209 | 1,199 | 1,008 | 936 |
| River City | 965 | 1,035 | 1,092 | 1,041 | 1,044 |
| Mark Twain | 233 | 228 | 229 | 232 | 221 |
| St. Jo Frontier | 266 | 254 | 241 | 240 | 237 |
| TOTAL EMPLOYMENT | 9,631 | 10,016 | 9,826 | 9,623 | 9,371 |



TOTAL EMPLOYEE COMPENSATION

| CASINO | 2012 | 2013 | 2014 | 2015 | 2016 |
|------------------------------------|-----------------|-----------------|-----------------|-----------------|-----------------|
| Ameristar Kansas City | \$ 41.0 | \$ 37.6 | \$ 36.9 | \$ 34.9 | \$ 34.9 |
| Ameristar St. Charles | \$ 49.5 | \$ 48.0 | \$ 46.5 | \$ 47.4 | \$ 49.3 |
| Argosy | \$ 35.1 | \$ 31.1 | \$ 28.8 | \$ 29.0 | \$ 30.8 |
| Harrah's Maryland Heights | \$ 45.2 | \$ 12.7 | | | |
| Hollywood Maryland Heights | | \$ 30.0 | \$ 41.1 | \$ 39.6 | \$ 39.1 |
| Harrah's North Kansas City | \$ 37.6 | \$ 34.9 | \$ 36.2 | \$ 35.3 | \$ 34.2 |
| Isle of Capri - Boonville | \$ 13.8 | \$ 14.4 | \$ 12.6 | \$ 12.9 | \$ 13.1 |
| Isle of Capri - Cape Girardeau | | \$ 10.4 | \$ 12.7 | \$ 13.3 | \$ 12.8 |
| Isle of Capri - Kansas City | \$ 18.9 | \$ 17.1 | \$ 15.4 | \$ 16.9 | \$ 16.6 |
| Lady Luck - Caruthersville | \$ 9.6 | \$ 8.6 | \$ 8.0 | \$ 7.5 | \$ 7.5 |
| Lumière Place | \$ 41.3 | \$ 39.3 | \$ 37.3 | \$ 34.2 | \$ 32.8 |
| River City | \$ 30.9 | \$ 30.3 | \$ 33.0 | \$ 35.8 | \$ 36.9 |
| Mark Twain | \$ 5.4 | \$ 5.6 | \$ 5.7 | \$ 5.9 | \$ 5.8 |
| St. Jo Frontier | \$ 7.6 | \$ 8.0 | \$ 7.2 | \$ 7.3 | \$ 7.3 |
| TOTAL EMPLOYEE COMPENSATION | \$ 335.9 | \$ 328.0 | \$ 321.4 | \$ 320.0 | \$ 321.1 |



Missouri Gaming Commission Fund Balance Report
Revenue from Cash Receipts
Fiscal Year 2016 as of June 30, 2016

Beginning Balance **\$2,306,819.71**

| Revenue | | Gaming Commission Expenses | |
|--|------------------------|--|------------------------|
| License Fees | | Salaries | \$13,729,659.41 |
| Gaming License Application Fee | \$200,000.00 | Fringe Benefits | \$9,428,599.16 |
| Bingo License Fee | \$21,180.00 | Travel In-State | \$69,197.27 |
| Bingo Hall Provider License | \$3,750.00 | Travel Out-of-State | \$102,227.70 |
| Bingo Supplier License | \$2,000.00 | Supplies | \$62,098.01 |
| Bingo Manufacturer License | \$5,000.00 | Professional Development | \$64,697.25 |
| Level 1 Occupational License Application Fee | \$9,000.00 | Communication Services & Supplies | \$344,569.88 |
| Level 2 Occupational License Application Fee | \$203,925.00 | Professional Services | \$221,203.93 |
| Supplier Level 2 Occupational Lic Application Fee | \$5,625.00 | Housekeeping & Janitor Services | \$675.00 |
| Supplier Level 2 Annual Occupational License Renewal | \$21,850.00 | Maintenance & Repair Services | \$136,522.43 |
| Gaming License Renewal Fee | \$850,000.00 | Computer Equipment | \$257,065.54 |
| Level 1 Occupational License Renewal Fee | \$11,100.00 | Office Equipment | \$1,633.96 |
| Level 2 Occupational License Renewal Fee | \$459,800.00 | Other Equipment | \$2,247.33 |
| Supplier License Application Fee | \$140,000.00 | Property and Improvements | \$100.00 |
| Supplier Annual License Renewal Fee | \$0.00 | Building Lease Payments | \$3,150.00 |
| Replacement Gaming License | \$18,845.00 | Equipment Rental & Leases | \$1,352.96 |
| Class A - Key License Renewal Fee | \$36,500.00 | Building Lease Payments | \$452,063.34 |
| Supplier Key & Level 1 Application Fee | \$19,000.00 | Miscellaneous Expenses | \$12,542.18 |
| Supplier Key & Level 1 License Fee | \$16,800.00 | | |
| Liquor License | \$6,500.00 | Total MGC Expenses | \$24,889,605.35 |
| Total License Fees | \$2,030,875.00 | Other Expense & Transfers | |
| Reimbursements | | Attorney General Salaries | \$112,392.00 |
| MGC Reimbursement - Company Background | \$91,314.23 | Attorney General Expense & Equipment | \$35,224.44 |
| MGC Reimbursement - Level 1 Background | \$132,204.68 | MSHP Vehicle Maintenance | \$341,189.47 |
| MGC Reimbursement - Supplier Background | \$311,688.71 | MSHP Gasoline | \$324,374.43 |
| MGC Reimbursement - Enforcement | \$17,738,134.00 | MSHP Automotive Tech PS | \$14,968.47 |
| Total Reimbursements | \$18,273,341.62 | MSHP Administration | \$4,642.76 |
| Other Income | | MSHP Academy PS | \$165,166.23 |
| Admission Fees | \$42,523,664.00 | MSHP Academy E&E | \$63,443.76 |
| Gaming Commission Administrative Income | \$27.55 | MSHP Admin PS | \$32,924.50 |
| Time Deposits Interest | \$1,843.33 | MSHP Institution | \$50,281.00 |
| US/Agency Securities Interest | \$14,488.43 | MSHP Replacement Garage Troop F | \$357,137.00 |
| Employee Personal Exp Reimbursement | \$139.64 | Refunds | \$39,761.94 |
| Vendor Refunds | \$53.79 | Juvenile Court Diversion | \$428,835.38 |
| Rebates | \$3,641.73 | Total Other Expenses & Transfers | \$1,970,341.38 |
| Other Misc. Receipts | \$646.95 | Appropriated Transfers | |
| Cancelled Checks | \$147.13 | Veterans Commission CI Trust Fund | \$26,506,819.71 |
| Total Other Income | \$42,544,652.55 | Missouri National Guard Trust Fund | \$4,000,000.00 |
| Total All Revenue | \$62,848,869.17 | Missouri College Guarantee Fund Transfer | \$5,000,000.00 |
| | | Compulsive Gamblers Fund Transfer FY 2015 | \$150,000.00 |
| | | Cost Allocation Plan Transfer to General Revenue | \$535,927.00 |
| | | Total Appropriated Transfers | \$36,192,746.71 |
| | | Total All Expenses & Transfers | \$63,052,693.44 |
| | | Cash Balance* | \$2,102,995.44 |

*On July 19, 2016 the remaining cash balance was distributed to the Veteran's Capital Improvement Trust Fund

Charitable Gaming

Charitable Gaming includes licensed bingo and other associated games such as pull-tabs, merchandise coin boards, and event tickets. Bingo was legalized in 1980 and came under the Missouri Gaming Commission on July 1, 1994. The operation of bingo and the other associated games is restricted to qualified licensed religious, charitable, fraternal, veteran, and service organizations. The Charitable Games Division also licenses hall providers, suppliers, and manufacturers of bingo products.

All proceeds over and above the actual cost of conducting bingo must be used for charitable, religious, or philanthropic purposes of the organization, and no part of the net earnings may inure to the benefit of any individual member of the organization. Bingo proceeds collected by not-for-profit organizations are used to fund various projects such as veterans homes, drug awareness programs, prevention of child abuse, cancer care and research, Alzheimer's care and research, Boy & Girl Scouts, various religious organizations, scholarships, sight and hearing care for impoverished citizens, and many more.

More than \$100 million has been generated in tax revenue since bingo was legalized. The chart below represents the actual tax reported for bingo paper and pull-tabs for the past five fiscal years. All bingo tax is deposited into the Proceeds for Education Fund. Although pull-tab sales have fluctuated, a comparison of tax paid per file period continues to show a decline in the overall taxes reported for bingo paper and pull-tab sales combined.

| Actual Tax Reported For File Period | | | | | |
|-------------------------------------|-----------------------|-----------------------|-----------------------|-----------------------|-----------------------|
| YEAR | FY12 | FY13 | FY14 | FY15 | FY16 |
| PAPER | \$1,121,960.79 | \$1,082,969.37 | \$952,436.66 | \$905,442.01 | \$885,509.67 |
| PULL-TAB | \$952,288.73 | \$975,659.12 | \$866,789.11 | \$871,079.93 | \$861,580.95 |
| TOTAL | \$2,074,249.52 | \$2,058,628.49 | \$1,819,225.77 | \$1,776,521.94 | \$1,747,090.62 |

The charts below reflect the total bingo taxes deposited and the total number of licensees over the past four years. The bingo tax deposited is different than the tax reported per file period because of the due date of reporting. Reports are due the last day of the month following the month in which the bingo card or pull-tab was sold; therefore, the tax collected for certain file periods during the fiscal year may be included in different fiscal year deposits.

| Total Deposits into Proceeds For Education | | | | |
|--|-----------------------|-----------------------|-----------------------|-----------------------|
| Year | FY13 | FY14 | FY15 | FY16 |
| Tax Collected | \$2,000,964.76 | \$1,810,598.95 | \$1,770,286.18 | \$1,705,122.35 |
| Interest Earned | \$7,288.77 | \$3,973.06 | \$1,145.51 | \$872.94 |
| Total | \$2,008,253.53 | \$1,814,572.01 | \$1,771,431.69 | \$1,705,995.29 |

| TYPE OF LICENSE | FY13 | FY14 | FY15 | FY16 |
|---|------|------|------|------|
| REGULAR BINGO | 299 | 274 | 256 | 245 |
| SPECIAL BINGO (Valid for one event from 1 to 7 days) | 265 | 258 | 304 | 285 |
| ABBREVIATED PULL-TAB (Valid for 24 hours, limit 15 per calendar year) | 152 | 143 | 135 | 101 |
| SUPPLIER | 2 | 2 | 2 | 2 |
| MANUFACTURER | 8 | 7 | 6 | 5 |
| HALL PROVIDER | 90 | 86 | 75 | 73 |

Missouri State Highway Patrol

The Gaming Division, pursuant to a memorandum of understanding with the Missouri Gaming Commission, provides criminal and regulatory enforcement of gaming operations within the state. Under the command of Captain Christopher S. Jolly, the division is divided into four sections: Administrative Services, Investigations, Eastern District Enforcement and Western District Enforcement. The Gaming Division is one of the Highway Patrol's largest divisions, with an authorized strength of 128 uniformed members and three civilians. The staffing of 128 troopers assigned to the Gaming Division does not impact or reduce the number of troopers assigned to patrol Missouri roadways, as allocated by the legislature.

The Gaming Division was established on May 1, 1994, by order of Colonel Fred M. Mills, and was the first new division established within the Patrol since the creation of the Division of Drug and Crime Control in 1983. Strict criminal and regulatory enforcement, as well as meticulous investigations are essential elements to the successful regulation of legalized gambling in Missouri. Because of its history of service with distinction and integrity, the Patrol was given the responsibility of providing investigative, regulatory and criminal law enforcement services, which ultimately police the gaming industry.

The Administrative Services Section, under the supervision of Lieutenant Mark A. Bielawski, oversees criminal records, case management, motor equipment fleet management, training, overtime, recruiting, personnel actions and special projects.

The Investigative Section, under the supervision of Lieutenant Edward J. Aylward, is divided into two units, the Investigative Unit and the Charitable Games Unit. The Investigative Unit conducts extensive background investigations to determine the suitability of licensees, suppliers and vendors. The Charitable Games Unit oversees 245 licensed bingo operators and is also charged with conducting background investigations on both charitable gaming and riverboat supplier companies. The Investigation Section also oversees the collection and preservation of evidence.

The Enforcement Section is divided into two districts. The Eastern District is under the supervision of Lieutenant John M. Enderle. The Western District is under the supervision of Lieutenant Andrew O. Tourney. Officers assigned to the Enforcement Units are responsible for enforcing both Missouri criminal statutes and Missouri Gaming Commission regulations on the 13 licensed casino properties.

All four sections of the Patrol's Gaming Division are provided clerical support from Administrative Office Support Assistant, Ms. Jonna R. Farley, Clerk Typist, Ms. Meghan E. Basinger, and Clerk Typist, Ms. Rachel M. Thowe.

The following chart depicts arrests for all casinos statewide:

| 2016 MSHP-GD FISCAL YEAR CASINO ARREST | | | | | | | | | | | | | |
|--|------------|------------|------------|------------|------------|------------|------------|------------|------------|------------|------------|------------|-------------|
| BOAT | JUL | AUG | SEP | OCT | NOV | DEC | JAN | FEB | MAR | APR | MAY | JUN | TOTALS |
| Ameristar KC | 97 | 82 | 40 | 40 | 49 | 84 | 98 | 96 | 79 | 81 | 51 | 59 | 856 |
| Ameristar SC | 40 | 22 | 31 | 17 | 42 | 13 | 14 | 28 | 22 | 25 | 13 | 22 | 289 |
| Argosy | 37 | 79 | 23 | 25 | 34 | 38 | 26 | 25 | 60 | 27 | 31 | 31 | 436 |
| Harrah's NKC | 22 | 21 | 36 | 40 | 32 | 49 | 22 | 48 | 10 | 31 | 15 | 24 | 350 |
| Hollywood - STL | 25 | 50 | 16 | 18 | 10 | 19 | 19 | 15 | 12 | 12 | 40 | 20 | 256 |
| Isle of Capri - Boonville | 6 | 7 | 4 | 40 | 1 | 7 | 2 | 3 | 9 | 6 | 3 | 1 | 89 |
| Isle of Capri - Cape | 5 | 10 | 5 | 10 | 14 | 7 | 10 | 20 | 13 | 21 | 14 | 4 | 133 |
| Isle of Capri - KC | 23 | 35 | 31 | 27 | 22 | 37 | 45 | 15 | 59 | 27 | 42 | 30 | 393 |
| Lady Luck/IOC | 1 | 3 | 0 | 1 | 3 | 0 | 0 | 0 | 0 | 0 | 2 | 0 | 10 |
| Lumiere Place | 150 | 80 | 94 | 137 | 95 | 155 | 228 | 226 | 177 | 170 | 194 | 178 | 1884 |
| Mark Twain | 3 | 2 | 2 | 6 | 2 | 2 | 0 | 1 | 8 | 2 | 2 | 5 | 35 |
| River City | 92 | 64 | 62 | 56 | 40 | 38 | 45 | 52 | 49 | 67 | 85 | 79 | 729 |
| St. Jo Frontier | 5 | 2 | 2 | 2 | 2 | 7 | 4 | 7 | 1 | 5 | 1 | 1 | 39 |
| TOTALS | 506 | 457 | 346 | 419 | 346 | 456 | 513 | 536 | 499 | 474 | 493 | 454 | 5499 |

Ameristar Casino Kansas City

General Manager: Rodney Centers
 3200 N. Ameristar Drive
 Kansas City, Missouri 64161
 (816) 414-7000

Date Licensed: December 19, 2000
 Gaming Space: 140,000 Square Feet
 Electronic Gaming Devices: 2,150
 Table Games: 72
 Buffet, (4) Specialty Restaurants, Deli, & Food Court
 Parking Garage
 184-Room Hotel
 18-Screen Movie Theatre, Concert Hall, Meeting Space

Total Capital Investment in Property since Company Purchase: \$460,670,702
 Total Capital Investment in Property for Fiscal Year: \$7,221,423
 Total Employee Compensation: \$34,855,138
 Real Estate/Personal Property Tax: \$4,513,157
 State Sales Tax: \$2,145,378
 State Withholding Tax on Jackpots: \$1,845,357
 Federal Withholding Tax on Jackpots: \$2,514,857
 City Lease Payments: \$140,000
 Charitable Donations: \$79,900
 Total Employment: 1,053
 Minority Employment: 415
 Female Employment: 472

City of Kansas City, MO

| Equipment | Actual FY 2014-15 | Adopted FY 2015-16 | Adopted FY 2016-17 |
|---|----------------------|-----------------------|-----------------------|
| City Fleet Replacement | \$ 3,900,908 | \$ 3,844,922 | \$ 3,609,408 |
| Channel 2 TV Equipment | - | 63,913 | 63,913 |
| Smart Cities Initiative | - | 300,000 | 431,000 |
| Equipment Total: | \$ 3,900,908 | \$ 4,208,835 | \$ 4,104,321 |
| Capital Maintenance | | | |
| Streetlight System | | | |
| Streetlight Upgrade Debt Service | \$ 7,995,442 | \$ 5,744,156 | \$ 3,699,830 |
| Subtotal: | \$ 7,995,442 | \$ 5,744,156 | \$ 3,699,830 |
| Public Facilities | | | |
| Tree Trimming | \$ 1,238,332 | \$ 1,429,438 | \$ 1,372,512 |
| City Market Debt Service | 412,335 | 416,663 | 413,688 |
| Soccer Village | - | 722,896 | - |
| Kemper Arena | - | 83,191 | - |
| Public Garages Debt Service | 351,235 | 465,195 | 3,280,023 |
| Kauffman Performing Arts Center Garage Debt Service | 128,949 | 109,626 | 309,626 |
| Subtotal: | \$ 2,130,851 | \$ 3,227,009 | \$ 5,375,849 |
| Capital Maintenance Total: | \$ 10,126,293 | \$ 8,971,165 | \$ 9,075,679 |
| Total Gaming Funds Allocated: | \$ 14,027,201 | \$ 13,180,000 | \$ 13,180,000 |

SOURCE: City of Kansas City



Tree Trimming Operation



New Light Duty Snow Emergency Trucks



*Improvements
 Accomplished from
 Local Gaming
 Revenues*

Ameristar Casino St. Charles

General Manager: Howard (Ward) Shaw
 1 Ameristar Blvd.
 St. Charles, Missouri 63301
 (314) 940-4300

Date Licensed: December 19, 2000
 Gaming Space: 130,000 Square Feet
 Electronic Gaming Devices: 2,326
 Table Games: 77
 Buffet, (6) Specialty Restaurants & Deli
 397-Room Hotel, Spa
 Meeting space, Ballrooms
 Parking Garage

Total Capital Investment in Property since Company
 Purchase: \$819,503,874
 Total Capital Investment in Property for
 Fiscal Year: \$18,762,736
 Total Employee Compensation: \$49,252,358
 Real Estate/Personal Property Tax: \$7,410,933
 State Sales Tax: \$2,563,907
 State Withholding Tax on Jackpots: \$3,060,258
 Federal Withholding Tax on Jackpots: \$2,816,840
 Charitable Donations: \$131,194
 Total Employment: 1,579
 Minority Employment: 640
 Female Employment: 717

CITY OF ST. CHARLES

| DESCRIPTION | Actual CY 2015 | Budget CY 2016 |
|---|----------------------|----------------------|
| Stormwater Projects: | | |
| Debt Service - Stormwater Bonds | \$ 757,262 | \$ 772,000 |
| NPDES Phase II Program | - | 30,000 |
| Creek Cleaning & Maintenance | - | - |
| Elm Street Drive Slope Repair | 72,383 | - |
| Cole Creek - Shadow Wood Restoration | - | - |
| FEID Program | 4,414 | 100,000 |
| Lindenwood Culvert Replacement | 43,723 | 182,500 |
| MO Flood Gates #1 | - | 218,647 |
| Comprehensive Stormwater Plan | 152,087 | - |
| Other Stormwater Improvements | - | 100,000 |
| Street Projects: | | |
| Sidewalk Extension Programs | - | 100,000 |
| Unidentified Street Projects | 95,890 | 250,000 |
| Boschertown Road Phase II | 212,393 | - |
| Curb and Gutter Program | - | 130,000 |
| Bridge/ Culvert Maintenance | - | 175,000 |
| I-70 / 5th Street Interchange | 15,900 | 645,000 |
| 1st Capitol / 5th Street Streetscape | 10,398 | 300,000 |
| West Clay East | - | 130,000 |
| Lindenwood Culvert Replacement | 2,355 | 170,000 |
| Droste Road Construction | 58,078 | 80,000 |
| Street Light Maintenance / Replacements | 95,016 | 40,703 |
| Gas Light Maintenance | 26,372 | 30,000 |
| Street Light Painting | 20,590 | 20,000 |
| Sign Replacement Program | 26,750 | 50,000 |
| St. Charles Bicycle Pedestrian Network | - | 16,400 |
| Emergency Power Back-up Systems for Traffic Signals | 35,150 | - |
| Zumbehl / Friedens Rehabilitation | 28,823 | - |
| Signal Maintenance | 6,727 | 30,000 |
| Dump Truck w/ Plow & Spreader | 192,709 | - |
| Miscellaneous Equipment | 28,616 | - |
| Muegge Road Traffic Flow | 272,992 | - |
| Street Department Facility | 445,569 | - |
| Parking Garage Structural Repairs | 7,542 | - |
| West Clay Extension | 252,145 | - |
| 5th Street Gateway | 613,328 | - |
| New Town Gateway | 33,339 | - |
| I-70 Pedestrian Bridge Study | 6,617 | - |
| Flashing Yellow Arrow Signal Improvements | 28,996 | - |
| Blackhurst Hardin Safe Route to Schools | 56,803 | - |
| LED Street Name ID Signs | - | 30,000 |
| Facilities Maintenance: | | |
| Senior Center Improvements | 9,994 | 5,000 |
| City Hall Window Replacement | - | 25,000 |
| Foundry Art Center | 17,103 | - |
| Police Department: | | |
| Personnel Costs | 5,315,461 | 5,306,435 |
| Fire: | | |
| Personnel Costs | 3,118,039 | 3,127,065 |
| Economic Development/Redevelopment: | | |
| Development | 57,036 | 100,000 |
| Arena Project | 240,000 | 300,000 |
| Bangert Island | 87,600 | 87,500 |
| Foundry Art Center- Debt Service/ Parking Lot Lease | 146,925 | 165,000 |
| Community Development | | |
| Facade Improvement | 29,875 | 35,000 |
| | \$ 12,625,000 | \$ 12,751,250 |

SOURCE: City of St. Charles



*Improvements
 Accomplished from
 Local Gaming
 Revenues*

Boschertown Road Phase II

Stormwater Study (Green Creek)



Argosy Riverside Casino

General Manager: Aaron Rosenthal
 777 NW Argosy Parkway
 Riverside, Missouri 64150
 (816) 746-3100

Date Licensed: June 22, 1994
 Gaming Space: 62,000 Square Feet
 Electronic Gaming Devices: 1,506
 Table Games: 36
 Buffet, (2) Specialty Restaurants, Deli, & Coffee House
 258-Room Hotel, Spa
 Meeting Space
 Parking Garage

Total Capital Investment in Property since Company Purchase: \$76,272,930
 Total Capital Investment in Property for Fiscal Year: \$819,892
 Total Employee Compensation: \$30,786,673
 Real Estate/Personal Property Tax: \$2,835,273
 State Sales Tax: \$1,133,438
 State Withholding Tax on Jackpots: \$1,409,245
 Federal Withholding Tax on Jackpots: \$1,644,486
 City Lease Payments: \$4,378,070
 Charitable Donations: \$100,310
 Total Employment: 784
 Minority Employment: 340
 Female Employment: 390



Two Police Vehicles Purchased

Animal Control Vehicle Purchased



*Improvements
 Accomplished from
 Local Gaming
 Revenues*

City of Riverside

Assistance to Other Entities

| | | |
|----------------------------|----|--------|
| Northland Health Care | \$ | 35,000 |
| Miles of Smiles | | 15,000 |
| Transitional Housing | | 15,000 |
| Platte Senior Services | | 20,000 |
| American Red Cross | | 3,000 |
| Synergy | | 7,500 |
| Park Hill School District | | 23,500 |
| Park Hill Tennis Shelter | | 2,500 |
| MOCSA | | 5,000 |
| YMCA Scholarships | | 3,000 |
| Northland Childhood Hunger | | 2,500 |
| Metro Award of Valor | | 2,000 |

Major Thoroughfare/Infrastructure

| | | |
|----------------------------|----|---------|
| Street Maintenance Program | \$ | 211,163 |
| 41st & Helena | | 98,232 |
| Mattox Road; 41st to 40th | | 316,396 |

Other Improvements

| | | |
|-----------------------------|----|---------|
| Other Facility Improvements | \$ | 220,485 |
| Jumping Branch Trail | | 1,775 |

Equipment Purchases

| | | |
|----------------------------------|----|---------|
| Public Works Equipment/Vehicles | \$ | 81,378 |
| Public Safety Equipment/Vehicles | | 108,146 |
| Computer Equipment | | 23,143 |
| Animal Control Vehicle | | 22,414 |

Economic Development

| | | |
|--------------------------|----|-----------|
| 900 Acre Commerical Park | \$ | 1,451,858 |
|--------------------------|----|-----------|

Community Services

| | | |
|--|----|---------|
| Ambulance Services for Residents | \$ | 101,780 |
| Transit Services for Residents | | 13,167 |
| City Wide Trash Collection | | 82,312 |
| Swimming Lessons | | 7,400 |
| Residents Community Center Memberships | | 208,211 |
| Blight Removal/Buidling Demo | | 8,000 |
| Senior Christmas Dinner | | 3,000 |
| National Night Out | | 1,300 |
| Holiday Community Events | | 5,279 |
| Platte County Water Rate Intervention | | 90,000 |
| Community Center Programming | | 35,400 |

Total for FY 2015-2016 \$ **3,224,839**

Harrah's North Kansas City

General Manager: Thomas Cook
 One Riverboat Drive
 North Kansas City, Missouri 64116
 (816) 472-7777

Date Licensed: September 22, 1994
 Gaming Space: 63,300 Square Feet
 Electronic Gaming Devices: 1,330
 Table Games: 61
 Buffet, (3) Specialty Restaurants, Coffee House
 392-Room Hotel
 Meeting Space
 Parking Garage

Total Capital Investment in Property since Company Purchase: \$442,303,390
 Total Capital Investment in Property for Fiscal Year: \$4,320,660
 Total Employee Compensation: \$34,243,892
 Real Estate/Personal Property Tax: \$3,007,523
 State Sales Tax: \$1,327,598
 State Withholding Tax on Jackpots: \$2,051,714
 Federal Withholding Tax on Jackpots: \$1,452,446
 City Lease Payments: \$3,133,907
 Charitable Donations: \$221,436
 Total Employment: 953
 Minority Employment: 351
 Female Employment: 448

City of North Kansas City

| | FY 2014-15 Actual Expenditures | FY 2015-16 Amended Budget | FY 2014-15 Actual Expenditures | FY 2015-16 Amended Budget |
|--|--------------------------------|---------------------------|--------------------------------|---------------------------|
| Services | | | | |
| Public Relations | | | | |
| Business Council | \$ 24,271 | \$ 25,000 | | |
| Employee Wellness Program | 21,518 | 25,100 | | |
| Regional Forensic Lab | 44,500 | 44,500 | | |
| KC Crime Commission | 5,000 | - | | |
| Clay County Investigative Squad | 7,500 | - | | |
| Safety Committee | 1,029 | - | | |
| Total Public Relations | \$ 103,817 | \$ 94,600 | | |
| Services | | | | |
| Web Page Services | \$ 3,600 | - | | |
| Legal Fees | 32,809 | 50,000 | | |
| Single Audit Costs | - | 25,000 | | |
| Designing/Engineering | 4,165 | 20,000 | | |
| Professional Services | 217,374 | 35,000 | | |
| Rental - Parking 2011 Fayette | 3,000 | - | | |
| Rental - 1041 Burlington | 15,769 | 11,375 | | |
| General Liability Insurance | 13,089 | 13,000 | | |
| Parks Operational Costs | 3,729 | 32,000 | | |
| Trash Hauling | 259,380 | 264,367 | | |
| Rent Repayment to Harrah's | 286,194 | 286,194 | | |
| Contingencies | - | 200,000 | | |
| Total Services | \$ 942,926 | \$ 1,031,536 | | |
| Capital Outlay | | | | |
| Land Acquisition | | | | |
| Unanticipated Land Acquisition | \$ - | \$ 250,000 | | |
| Demolish Purina Mill | 3,550 | 3,000,000 | | |
| Hillside Acquisition | 33 | 35,000 | | |
| Armour Road Redevelopment Area | 663,412 | 4,955,492 | | |
| Total Land Acquisition | \$ 666,994 | \$ 8,240,492 | | |
| Land Improvements | | | | |
| City Wide Projects - Beautification Projects | \$ 600 | \$ 10,000 | | |
| Total Land Improvements | \$ 600 | \$ 10,000 | | |
| Buildings | | | | |
| Administration - 1041 Burlington | \$ 20,444 | \$ - | | |
| Total Buildings | \$ 20,444 | \$ - | | |
| Building Improvements | | | | |
| Fire Dept. - Station #1 Training Room Update | \$ 46,793 | - | | |
| Fire Dept. - Station #1 Generator | - | 150,000 | | |
| Fire Dept. - Exhaust Systems (Both Stations) | - | 27,000 | | |
| Fire Dept. - Apparatus Bay Doors (Both Stations) | - | 235,000 | | |
| Police Dept. - Police Facility - Painting | 24,122 | - | | |
| Police Dept. - Police Facility - Flooring | 22,512 | - | | |
| Police Dept. - Animal Control HVAC Units | 14,573 | - | | |
| Police Dept. - Firing Range | 21,388 | - | | |
| PW - Bldgs. & Grounds - LED Lighting Retrofit | - | 221,363 | | |
| Total Building Improvements | \$ 129,388 | \$ 633,363 | | |
| Equipment | | | | |
| Administration - Move Municipal Court Records | \$ 10,480 | \$ - | | |
| Fire Dept. - Breathing Apparatus (27) Grant & Match | 241,324 | 37,665 | | |
| Fire Dept. - Exercise Equipment | (320) | - | | |
| Fire Dept. - Thermal Imaging Camera | 31,592 | - | | |
| Fire Dept. - Advance Life Support Training Mannequin | - | 50,000 | | |
| Fire Dept. - Ambulance Cot | - | 18,000 | | |
| Fire Dept. - Power-Load Systems | 48,682 | - | | |
| Fire Dept. - Firefighter Personal Protective Equipment | 43,850 | 37,000 | | |
| Fire Dept. - Bi-Directional Radio Repeaters (3) | - | 30,000 | | |
| Fire Dept. - Ambulance | (3,491) | - | | |
| Police Dept. - Fitness Equipment | - | 12,000 | | |
| Police Dept. - Body Armor | - | 27,000 | | |
| Police Dept. - Firing Range - Siding & Linatex | - | 28,816 | | |
| Police Dept. - Police Vehicles | 46,415 | 166,225 | | |
| Police Dept. - Body Armor | 10,863 | 16,250 | | |
| Police Dept. - Tactical Body Armor | 23,827 | - | | |
| Police Dept. - Conductive Energy Weapons - Tasers | 10,000 | - | | |
| PW - Bldgs. & Grounds - Riding Mowers (2) | - | 32,000 | | |
| Total Equipment | \$ 527,947 | \$ 454,956 | | |
| Information Technology | | | | |
| Fire Dept. - Fire Prevention Codes Field Reporting | \$ - | \$ 20,000 | | |
| Fire Dept. - Crime & Crash Mapping Software | 14,198 | - | | |
| Interdepartmental - Computer Replacements/All Depts. | 1,540 | 25,000 | | |
| Interdepartmental - iPad for Council Meetings | - | 10,000 | | |
| Interdepartmental - Office365 Software | - | 30,000 | | |
| Interdepartmental - Telephone System Replacement | - | 100,000 | | |
| Interdepartmental - Video Equipment for Council Sessions | - | 35,000 | | |
| Interdepartmental - Virtual Desktop | - | 100,000 | | |
| Interdepartmental - Council Chamber PA Upgrade | 16,824 | - | | |
| Interdepartmental - UPS Server Room Battery Replace | 9,998 | - | | |
| Interdepartmental - DVR/Surveillance Recording System | 110,618 | - | | |
| Interdepartmental - Permit System | 47,539 | - | | |
| Total Information Technology | \$ 200,717 | \$ 320,000 | | |
| Infrastructure | | | | |
| Administration - Downtown Streetscape Improvements | \$ - | \$ 65,000 | | |
| Total Infrastructure | \$ - | \$ 65,000 | | |
| Partnerships 25-535-8780 | | | | |
| River Bed Degradation Study | \$ - | \$ 10,000 | | |
| Children's Fountain Repairs | 35,000 | - | | |
| Total Partnerships | \$ 35,000 | \$ 10,000 | | |
| Interfund Transfers Out | | | | |
| Transfer to Community Center | \$ - | \$ 545,228 | | |
| Transfer to Park Fund - Operations | 55,000 | 55,000 | | |
| Transfer to Park Fund - Dagg Park Improvements | 247,695 | 37,746 | | |
| Transfer to Library - Roof Repairs | 165,000 | 51,665 | | |
| Transfer to Transportation - LED Lighting Project | 45,000 | 257,699 | | |
| Transfer to Water - LED Lighting Project | - | 61,223 | | |
| Transfer to WPC - LED Lighting Project | - | 17,715 | | |
| Total Interfund Transfers Out | \$ 512,695 | \$ 1,026,276 | | |
| TOTAL EXPENDITURES | \$ 3,036,712 | \$ 11,791,623 | | |

Dagg Water Park

SOURCE: City of North Kansas City



*Improvements
 Accomplished from
 Local Gaming
 Revenues*

Hollywood Casino

General Manager: Todd George
 777 Casino Center Drive
 Maryland Heights, Missouri 63043
 (314) 770-8100

Date Licensed: March 11, 1997
 Gaming Space: 120,000 Square Feet
 Electronic Gaming Devices: 2,127
 Table Games: 58
 Buffet, (5) Specialty Restaurants, Coffee House
 502-Room Hotel
 Meeting Space
 Parking Garage

Total Capital Investment in Property since Company
 Purchase: \$83,177,217
 Total Capital Investment in Property for
 Fiscal Year: \$4,127,432
 Total Employee Compensation: \$39,136,058
 Real Estate/Personal Property Tax: \$11,693,216
 State Sales Tax: \$1,510,289
 State Withholding Tax on Jackpots: \$2,656,878
 Federal Withholding Tax on Jackpots: \$2,209,651
 Charitable Donations: \$61,557
 Total Employment: 1,131
 Minority Employment: 542
 Female Employment: 542

City of Maryland Heights

| | 2015 | 2014 |
|--|----------------------|---------------------|
| General Fund | | |
| Operating expenses-Police Department | \$1,600,000 | \$1,500,000 |
| Other operating costs | 2,500,000 | 2,450,000 |
| Total Operating Expenses | 4,100,000 | 3,950,000 |
| Residential trash, recycling, and yard waste services | 1,880,081 | 1,826,721 |
| Total General Fund | 5,980,081 | 5,776,721 |
| Parks Fund | | |
| Provides funding for park and recreation programs | 0 | 388,209 |
| Capital Improvements | | |
| Street maintenance-concrete and asphalt | 861,843 | 992,150 |
| Right-of-way enhancements | 46,130 | 44,320 |
| Park expansion | 0 | 290,528 |
| Fee Fee Road | 0 | 193,522 |
| Driftwood Lane | 0 | 591 |
| Various sidewalk projects | 281,492 | 357,287 |
| Other street improvements | 0 | 57,386 |
| Traffic light updates | 0 | 152,156 |
| Government Center modifications | 22,045 | 47,471 |
| Dorsett Road "great streets" implementation | 149,337 | 0 |
| Reading Avenue | 0 | 64,992 |
| Progress Parkway--city's share | 1,083,162 | 855,604 |
| Delord Ave | 76,992 | 0 |
| Adie Road | 656,354 | 69,421 |
| Park improvements | 0 | 11,539 |
| Walking/Biking Trails | 0 | 37,423 |
| Public Works Dump Trucks | 152,982 | 145,997 |
| Capital project management | 477,517 | 553,027 |
| Total Capital Improvement Expenditures | 3,807,854 | 3,873,414 |
| Community Center Construction | | |
| | 500,000 | 1,000,000 |
| Total expenditures of gaming funds | \$10,287,935 | \$11,038,344 |
| Summary of gaming taxes received and used 2014-2015 | | |
| Total expenditures 2014-2015 | \$21,326,279 | |
| Total gaming taxes received 2014-2015 | \$19,868,213 | |
| Use of gaming taxes from prior years | (\$1,458,066) | |

SOURCE: City of Maryland Heights



Pouring Concrete

Officers with Students



*Improvements
 Accomplished from
 Local Gaming
 Revenues*



Community Center

Isle of Capri - Boonville

General Manager: Barron Fuller
 100 Isle of Capri Boulevard
 Boonville, MO 65233
 (660) 882-1200

Date Licensed: December 6, 2001
 Gaming Space: 28,000 Square Feet
 Electronic Gaming Devices: 914
 Table Games: 20
 Buffet, (1) Specialty Restaurant & Deli
 Meeting Space, Ballroom
 140-Room Hotel

Total Capital Investment in Property since Company Purchase: \$120,474,000
 Total Capital Investment in Property for Fiscal Year: \$7,149,000
 Total Employee Compensation: \$13,059,000
 Real Estate/Personal Property Tax: \$558,000
 State Sales Tax: \$367,000
 State Withholding Tax on Jackpots: \$811,000
 Federal Withholding Tax on Jackpots: \$1,341,000
 Charitable Donations: \$26,000
 Total Employment: 419
 Minority Employment: 65
 Female Employment: 226

City of Boonville

| | FY2015-16 | | FY2015-16 |
|------------------------------------|-----------|---|------------------|
| Howard County Sheriff's Department | \$ 27,000 | Blight Removal, Demolition | \$ 47,365 |
| Howard County Prosecuting Attorney | 15,000 | Land Use Planning Activities | 13,260 |
| New Franklin Police Department | 10,000 | ADA Projects | 12,000 |
| Cooper County Sheriff's Department | 40,000 | Equipment Replacement | 142,905 |
| Cooper County Prosecuting Attorney | 27,000 | Building Renovation | 1,182,043 |
| MUSTANG Drug Task Force | 20,000 | Debt Service - COP's | 904,887 |
| City of Blackwater | 1,000 | Transfer General Funds - Operation | 680,000 |
| City of Bunceton | 1,000 | Wastewater Collection Sept Imp | 102,141 |
| City of Pilot Grove | 1,000 | Engineering Water Plant UV System | 75,203 |
| Clearwell Cleaning | 12,100 | Wastewater Plant Improvement | 54,018 |
| Summer Recreation Program | 7,152 | Replace Piping at Wastewater Plant | 13,245 |
| Ballfield Turf Management | 9,023 | New Scum Baffles on Orbal at Wastewater Plant | 33,500 |
| Tree Maintenance Program | 37,630 | Surge Protector Lift Station | 12,576 |
| Police Cars | 54,489 | Hardwire Lift Station Floats | 12,550 |
| Drainage Improvement Project | 45,265 | Codification | 3,499 |
| Street Improvement Project | 352,434 | Audit Fees | 1,000 |
| | | Total \$ | 3,950,285 |

SOURCE: City of Boonville



Animal Control Van



Mower

*Improvements
 Accomplished from
 Local Gaming
 Revenues*

Isle of Capri - Cape Girardeau

General Manager: Lyle Randolph
 777 North Main Street
 Cape Girardeau, MO 63701
 (573) 730-7777

Date Licensed: October 30, 2012
 Gaming Space: 38,600 Square Feet
 Electronic Gaming Devices: 930
 Table Games: 26
 Buffet, (3) Specialty Restaurants
 Meeting Event Center


Total Capital Investment in Property since Company
 Purchase: \$132,599,314
 Total Capital Investment in Property for
 Fiscal Year: \$3,224,191
 Total Employee Compensation: \$12,815,153
 Real Estate/Personal Property Tax: \$1,119,272
 State Sales Tax: \$372,935
 State Withholding Tax on Jackpots: \$636,602
 Federal Withholding Tax on Jackpots: \$786,258
 Charitable Donations: \$257,563
 Total Employment: 425
 Minority Employment: 93
 Female Employment: 196

City of Cape Girardeau

| Casino Funded Projects/Programs | FY 2015-16 Expenses | FY 2016-17 Allocated |
|--|---------------------|----------------------|
| <u>Innovation Fund - 20% to 30%</u> | | |
| Mobile Terminals for Fire | \$ 25,835 | \$ - |
| Computers for Nuisance Officers to Implement New Code Enforcement Software | 4,400 | - |
| Website Update | 43,000 | - |
| Radio Interoperability Program | 12,028 | 1,734,436 |
| <u>Capital Improvement Fund - 30% to 60%</u> | | |
| Greater Cape Business Park Property Purchase Payment | \$ 460,000 | \$ - |
| Greater Cape Business Park Sanitary Sewer/Water Improvements | 2,193 | - |
| Greater Cape Business Park Infrastructure | 55,000 | 195,000 |
| New Transfer Station | 345,565 | 654,435 |
| New Police Station | - | 2,391,174 |
| Cape Girardeau County Transit Authority Equipment Match | 20,000 | - |
| Public Art - Fountain Street Roundabout | - | 50,000 |
| <u>Legacy Foundation Endowment Fund - 10% to 20%</u> | | |
| Fund Loan to Solid Waste Fund | \$ 488,335 | \$ - |
| <u>Adjacent Community Fund for Regional Economic Development - 3%*</u> | | |
| County of Cape Girardeau | \$ 55,333 | \$ - |
| City of Jackson | 32,239 | - |
| City of Scott City | 10,492 | - |
| <u>Early Casino Projects*</u> | | |
| Community Garden | \$ 3,812 | \$ 21,668 |
| Accelerated Tree Planting | 5,525 | 12,580 |
| Sidewalk Connection on Kingsway to LaCroix Trail | 63,288 | - |
| Fort D Roof Improvements | - | 77,568 |
| Police Station Space Study Finalized | 2,133 | - |
| Walking Trail Lighting/Widening | 32,000 | 68,000 |
| <u>Riverfront Matching Fund - 8% approx.</u> | | |
| Old Town Cape | \$ 192,177 | - |
| 70% of Revenues to be Used for Downtown Capital Improvements | | |
| Total | \$ 1,853,355 | \$ 5,204,861 |

*Expenditures reflect revenues received in prior fiscal year.

SOURCE: City of Cape Girardeau



Kingsway Sidewalk Connection to Cape LaCroix Trail

New Solid Waste Transfer Station



*Improvements
 Accomplished from
 Local Gaming
 Revenues*

Isle of Capri - Kansas City

General Manager: Todd Steffen
 1800 E. Front Street
 Kansas City, Missouri 64120
 (816) 855-7777

Date Licensed: June 6, 2000
 Gaming Space: 45,300 Square Feet
 Electronic Gaming Devices: 977
 Table Games: 17
 Buffet, (3) Specialty Restaurants
 Parking Garage

Total Capital Investment in Property since Company Purchase: \$99,148,518
 Total Capital Investment in Property for Fiscal Year: \$2,548,248
 Total Employee Compensation: \$16,609,943
 Real Estate/Personal Property Tax: \$401,153
 State Sales Tax: \$350,677
 State Withholding Tax on Jackpots: \$326,879
 Federal Withholding Tax on Jackpots: \$603,841
 City Lease Payments: \$2,860,657
 Charitable Donations: \$2,100
 Total Employment: 361
 Minority Employment: 179
 Female Employment: 175

City of Kansas City, MO

| Equipment | Actual FY 2014-15 | Adopted FY 2015-16 | Adopted FY 2016-17 |
|---|----------------------|-----------------------|-----------------------|
| City Fleet Replacement | \$ 3,900,908 | \$ 3,844,922 | \$ 3,609,408 |
| Channel 2 TV Equipment | - | 63,913 | 63,913 |
| Smart Cities Initiative | - | 300,000 | 431,000 |
| Equipment Total: | \$ 3,900,908 | \$ 4,208,835 | \$ 4,104,321 |
| Capital Maintenance | | | |
| Streetlight System | | | |
| Streetlight Upgrade Debt Service | \$ 7,995,442 | \$ 5,744,156 | \$ 3,699,830 |
| Subtotal: | \$ 7,995,442 | \$ 5,744,156 | \$ 3,699,830 |
| Public Facilities | | | |
| Tree Trimming | \$ 1,238,332 | \$ 1,429,438 | \$ 1,372,512 |
| City Market Debt Service | 412,335 | 416,663 | 413,688 |
| Soccer Village | - | 722,896 | - |
| Kemper Arena | - | 83,191 | - |
| Public Garages Debt Service | 351,235 | 465,195 | 3,280,023 |
| Kauffman Performing Arts Center Garage Debt Service | 128,949 | 109,626 | 309,626 |
| Subtotal: | \$ 2,130,851 | \$ 3,227,009 | \$ 5,375,849 |
| Capital Maintenance Total: | \$ 10,126,293 | \$ 8,971,165 | \$ 9,075,679 |
| Total Gaming Funds Allocated: | \$ 14,027,201 | \$ 13,180,000 | \$ 13,180,000 |

SOURCE: City of Kansas City



Terpsichore for KC
 Performing Arts
 Garage



City Market

*Improvements
 Accomplished from
 Local Gaming
 Revenues*

Lady Luck Casino Caruthersville

General Manager: Anthony Rohrer
 777 E. 3rd Street
 Caruthersville, Missouri 63830
 (573) 333-1000

Date Licensed: April 27, 1995
 Gaming Space: 21,400 Square Feet
 Electronic Gaming Devices: 557
 Table Games: 9
 (2) Specialty Restaurants
 RV Park

Total Capital Investment in Property since Company
 Purchase: \$59,425,700

Total Capital Investment in Property for
 Fiscal Year: \$1,052,047

Total Employee Compensation: \$7,493,504
 Real Estate/Personal Property Tax: \$335,533
 State Sales Tax: \$134,845
 State Withholding Tax on Jackpots: \$180,849
 Federal Withholding Tax on Jackpots: \$173,359
 Charitable Donations: \$11,916
 Total Employment: 228
 Minority Employment: 68
 Female Employment: 126


City of Caruthersville

| | 2013-14 ACTUAL | 2014-15 ACTUAL | 2015-16 ACTUAL | 2016-17 BUDGET |
|---------------------------------------|----------------------|----------------------|----------------------|----------------------|
| GAMING REVENUE EXPENDITURES | | | | |
| Water/ Wasterwater Improvement | | | | |
| Magnolia Project | | | \$ 23,000.00 | |
| Plant Upgrades | | | \$ 36,015.00 | \$ 63,322.04 |
| 10th St. Sewer Project | | | \$ 23,900.00 | |
| Lincoln Sewer Project | | | \$ 39,200.00 | |
| Drain Cleaning/Flushing | | | \$ 43,895.00 | |
| Rotors | | | \$ 46,200.00 | \$ 50,000.00 |
| Street Improvements | | | | |
| Miscellaneous Street Improvements | \$ 218,414.22 | | \$ 133,760.00 | \$ 201,790.00 |
| Dump Truck | | | | \$ 54,897.07 |
| Tractor | | | \$ 6,341.35 | |
| Snowplow | | | \$ 20,772.89 | |
| Backhoe | | | \$ 88,871.00 | |
| Public Safety | | | | |
| Fire Hydrants | \$ 25,000.00 | | | |
| Additional Police Officers | \$ 137,922.13 | | \$ 65,000.00 | |
| Police Computer Software | | | \$ 7,200.00 | \$ 7,000.00 |
| Police Cars/Equipment | | \$ 33,528.00 | \$ 38,007.00 | \$ 34,000.00 |
| Fire Tanker Truck | | \$ 192,691.16 | | |
| Safety Glass/City Hall | | \$ 19,900.00 | | \$ 30,000.00 |
| Fire Helmets/Equipment | | | \$ 12,273.93 | \$ 13,000.00 |
| Other Infrastructure | | | | |
| Sidewalks | \$ 900.00 | | | \$ 35,000.00 |
| Riverfront Development | | \$ 257,814.69 | | \$ 16,840.00 |
| Administration Software/Equipment | \$ 541.00 | | \$ 4,014.00 | \$ 4,025.00 |
| Economic Development | \$ 55,001.96 | | | \$ 35,000.00 |
| Airport Improvements | | \$ 90,302.00 | \$ 17,045.21 | |
| Cupples Building/Three Rivers College | | \$ 114,614.00 | \$ 24,000.00 | \$ 45,000.00 |
| Park Equipment | | \$ 31,404.00 | | \$ 15,000.00 |
| Recreation Equipment | | | \$ 34,673.57 | |
| TOTAL | \$ 437,779.31 | \$ 740,253.85 | \$ 664,168.95 | \$ 738,634.11 |

SOURCE: City of Caruthersville



Diane Sayre Recreation Center
 Fitness Equipment



New Equipment

*Improvements
 Accomplished from
 Local Gaming
 Revenues*

Lumière Place

General Manager: Brian Marsh
 999 N. Second Street
 St. Louis, MO 63102
 (314) 881-7777

Date Licensed: December 19, 2007
 Gaming Space: 75,000 Square Feet
 Electronic Gaming Devices: 1,762
 Table Games: 73
 Buffet, (4) Specialty Restaurants
 Meeting Space, Ballroom
 294-Room Hotel
 Parking Garage

Total Capital Investment in Property since Company Purchase: \$272,435,857
 Total Capital Investment in Property for Fiscal Year: \$6,670,315
 Total Employee Compensation: \$32,796,876
 Real Estate/Personal Property Tax: \$7,277,740
 State Sales Tax: \$1,022,036
 State Withholding Tax on Jackpots: \$1,232,525
 Federal Withholding Tax on Jackpots: \$1,059,153
 Charitable Donations: \$87,822
 Total Employment: 936
 Minority Employment: 574
 Female Employment: 421

City of St. Louis

Sources of Gaming Revenue:

Local Portion of AGR Tax - 2.1%: Allocated to support police patrols, fire marine unit supplies and conduct public safety related capital improvements on the riverfront.

Local Portion of Admission Fee - \$1.00: Allocated primarily to the City's Capital Fund. These funds are budgeted each year for items such as arterial street paving, bridge repair, rolling stock replacement, public building improvements, development efforts, etc.

| | FY13 | FY14 | FY15 | FY16 | FY17b |
|--------------------------------------|----------------------|---------------------|---------------------|---------------------|---------------------|
| Public Safety | | | | | |
| Payment to Port Authority | \$ 195,000 | \$ - | \$ - | \$ - | \$ - |
| Police Patrols | \$ 4,250,000 | \$ 3,200,000 | \$ 2,800,000 | \$ 2,800,000 | \$ 2,700,000 |
| Fire Department Marine Unit Supplies | \$ 4,120 | \$ 8,175 | \$ 24,999 | \$ 19,716 | \$ 25,000 |
| Subtotal | \$ 4,449,120 | \$ 3,208,175 | \$ 2,824,999 | \$ 2,819,716 | \$ 2,725,000 |
| Capital Improvements | | | | | |
| Capital Fund Contribution | \$ 6,632,525 | \$ 4,800,000 | \$ 2,500,000 | \$ 4,390,000 | \$ 4,400,000 |
| Subtotal | \$ 6,632,525 | \$ 4,800,000 | \$ 2,500,000 | \$ 4,390,000 | \$ 4,400,000 |
| Economic Development | | | | | |
| SLDC Economic Development | \$ 509,864 | \$ - | \$ - | \$ - | \$ - |
| Subtotal | \$ 509,864 | \$ - | \$ - | \$ - | \$ - |
| Total | \$ 11,591,509 | \$ 8,008,175 | \$ 5,324,999 | \$ 7,209,716 | \$ 7,125,000 |

Note: FY14 fiscal year end revenues were at \$7.6M or \$1.4M under the budgeted amount. The FY15 budget of \$5.3M was allocated to accommodate prior year shortfalls with FY16b resuming full year allocation of estimated gaming revenues.

SOURCE: City of St. Louis

Clayton Avenue and Skinker Boulevard Interchange



*Improvements
 Accomplished from
 Local Gaming
 Revenues*

River City Casino

General Manager: Chris Plant
 777 River City Casino Blvd.
 St. Louis, MO 63125
 (314) 388-7502

Date Licensed: March 1, 2010
 Gaming Space: 90,000 Square Feet
 Electronic Gaming Devices: 1,947
 Table Games: 55
 Buffet, (4) Specialty Restaurants, Coffee & Tea House
 200-Room Hotel
 Parking Garage
 Meeting Space

Total Capital Investment in Property since Company Purchase: \$475,230,386
 Total Capital Investment in Property for Fiscal Year: \$2,454,489
 Total Employee Compensation: \$36,913,739
 Real Estate/Personal Property Tax: \$9,958,669
 State Sales Tax: \$1,631,777
 State Withholding Tax on Jackpots: \$2,567,099
 Federal Withholding Tax on Jackpots: \$2,892,197
 City Lease Payments: \$5,851,635
 Charitable Donations: \$102,191
 Total Employment: 1,044
 Minority Employment: 538
 Female Employment: 456

St. Louis County

| | |
|------------------|----------------------|
| Revenues: | |
| Admission Tax | \$ 5,826,650 |
| Gaming Tax | \$ 4,812,052 |
| Total | \$ 10,638,703 |

| | |
|--|------------|
| Expenditures: | |
| Police Crime Laboratory / 911 Call Center (reflects debt service expenditures made between 7/1/15 and 6/30/16) | \$ 834,789 |

The County leveraged casino revenues to issue \$11.6 million in bonds in 2010 for the purpose of constructing a new police crime laboratory and equipping the County's 911 call center. The new lab provides adequate work space and allows employees to process evidence more efficiently. Casino revenues also helped to fund additional employees which will improve case turnaround time. The crime laboratory will help the Police Department with future accreditation and will help provide the St. Louis region with high quality, state of the art investigation services to help us prevent as well as react to crime in our community.

| | |
|--|------------|
| Business Incubator Center (reflects debt service expenditures made between 7/1/15 and 6/30/16) | \$ 561,410 |
|--|------------|

The County leveraged casino revenues to issue \$7.1 million in bonds in 2010 for the purpose of renovating and improving existing business incubator facilities and acquiring and renovating new business incubator facilities. These facilities provide affordable office and warehouse space and support services to new and growing businesses in a variety of disciplines including information technology, research, transportation and distribution, and professional services.

| | |
|-----------------------------|----------------------|
| General public safety costs | \$ 3,977,264 |
| General government costs | \$ 5,265,240 |
| Total | \$ 10,638,703 |

SOURCE: St. Louis County



New Affordable Housing

*Improvements
 Accomplished from
 Local Gaming
 Revenues*

St. Louis County Port Authority Community Reinvestment Fund

(Lease revenue committed 7/1/15 through 6/30/16)

| | |
|--|------------|
| Grants Awarded | \$ 782,000 |
| Representative Projects: | |
| • Affton Chamber of Commerce | 50,000 |
| • Beyond Housing--Natural Bridge Economic Development Initiative | 50,000 |
| • Great Streets Natural Bridge CDC | 300,000 |
| • Laumeier Sculpture Park | 50,000 |
| • Lemay Development Corporation | 20,000 |
| • Lemay Housing Partnership | 100,000 |
| • Spanish Lake Community Association | 182,000 |
| • Spanish Lake CDC | 30,000 |

Flood Recovery--Revolving Loan Fund 500,000

Lemay Housing Partnership--Loan Forgiveness 90,500
 Acquisition of property for affordable housing construction

Lemay Streetscape Project 7,500

TOTAL FUNDS COMMITTED \$ 1,380,000

SOURCE: St. Louis County

Mark Twain Casino

General Manager: Gerry Smriga
 104 Pierce Street
 LaGrange, Missouri 63448
 (573) 655-4770

 Date Licensed: February 1, 2005
 Gaming Space: 18,000 Square Feet
 Electronic Gaming Devices: 613
 Table Games: 12
 (2) Specialty Restaurants
 RV Park
 Banquet Room

 Total Capital Investment in Property since Company
 Purchase: \$28,738,039
 Total Capital Investment in Property for
 Fiscal Year: \$1,211,341
 Total Employee Compensation: \$5,813,949
 Real Estate/Personal Property Tax: \$216,971
 State Sales Tax: \$98,879
 State Withholding Tax on Jackpots: \$279,704
 Federal Withholding Tax on Jackpots: \$552,152
 Charitable Donations: \$14,067
 Total Employment: 221
 Minority Employment: 24
 Female Employment: 125

City of LaGrange

| <u>Department</u> | <u>2015/2016 Actual</u> |
|---|-------------------------|
| <u>Parks/Recreation</u> | |
| Ball Park Improvements | \$ 25,000.00 |
| <u>Streets</u> | |
| Road Maintenance/Street Safety | \$ 80,000.00 |
| Sidewalks | \$ 15,000.00 |
| <u>Water</u> | |
| New Water Lines | \$ 25,000.00 |
| New Water Truck | \$ 26,000.00 |
| Water Tower Pump Generator | \$ 20,000.00 |
| <u>Wastewater</u> | |
| Sewer Lining Project | \$ 20,000.00 |
| Equipment | \$ 10,000.00 |
| <u>Public Safety - Police & Fire</u> | |
| Police Equipment | \$ 15,000.00 |
| Fire Equipment | \$ 30,000.00 |
| Total | \$ 266,000.00 |

SOURCE: City of LaGrange

St. Jo Frontier Casino

General Manager: Michael Tamburelli
 777 Winners Circle
 St. Joseph, Missouri 64505
 (816) 279-5514

Date Licensed: February 1, 2005
 Gaming Space: 18,000 Square Feet
 Electronic Gaming Devices: 509
 Table Games: 10
 Buffet, Snack Bar
 Meeting Space

Total Capital Investment in Property since Company
 Purchase: \$43,136,190
 Total Capital Investment in Property for
 Fiscal Year: \$1,376,557
 Total Employee Compensation: \$7,284,498
 Real Estate/Personal Property Tax: \$219,562
 State Sales Tax: \$227,620
 State Withholding Tax on Jackpots: \$249,991
 Federal Withholding Tax on Jackpots: \$570,361
 Charitable Donations: \$31,756
 Total Employment: 237
 Minority Employment: 20
 Female Employment: 135

City of St. Joseph

| CATEGORY | Actual FY2014/15 | Projected FY2015/16 |
|--|---------------------|------------------------|
| City Sponsored Festivals/Celebrations | \$ 70,336 | \$ 73,500 |
| Downtown Development & Revitalization | | |
| Downtown Clean-up Program | - | - |
| Downtown Partnership Contract | 26,000 | 26,000 |
| Feasibility Study - Downtown Events Center/Casino Relocation | - | - |
| Prof Services-City Initiated Downtown TIF Project | - | 6,000 |
| Allied Arts Contribution | 25,000 | 30,000 |
| Infrastructure | | |
| Living History | 50,000 | - |
| Monument Signage for Dog Park and Field | - | 9,000 |
| Projects for Better Historic Preservation & Property Maintenance Activity | 138,572 | 200,000 |
| Economic Development | | |
| Professional Services - Outside Legal Issues | 149,848 | 150,000 |
| C of C - Economic Development Contract | 185,000 | 185,000 |
| C of C - Marketing & Economic Development Project | - | 15,000 |
| Community Alliance Partnership | 19,100 | 20,000 |
| Innovation Stockyards | 25,000 | 25,000 |
| MO-KAN | 25,000 | 25,000 |
| Equipment | | |
| Building Inspector 2 Vehicles | 24,000 | - |
| Streets Snow Plow | 7,840 | - |
| Park Maint Power Tool Replacment | 10,506 | - |
| Parks Security System | 40,560 | - |
| Parking Enforcement Vehicles | - | 25,000 |
| REC 24 Hour Access | - | 10,000 |
| Parking Ticket Monitoring System | - | 18,000 |
| Upgrade Terminals for CC Chips | - | 9,300 |
| Other | | |
| Public Awareness/Education | 46,502 | 50,000 |
| City's Rosecrans Airport-Operations Support | 75,000 | 75,000 |
| City's Parking Maintenance-Operations Support | 6,500 | 6,500 |
| City's Nature Center-Operations Support | 50,000 | 50,000 |
| Camp Geiger | - | 15,000 |
| H.E.A.L.T.H. Coalition | - | 10,000 |
| MoDOT Lease Agreement Riverfont Park | - | 1,600 |
| State Legislative Lobbyist | 9,900 | 8,560 |
| Total Expenditures | \$ 984,664 | \$ 1,043,460 |

SOURCE: City of St. Joseph



Historic
Restoration



*Improvements
 Accomplished from
 Local Gaming
 Revenues*

Buchanan County

| | 2015 FINAL BUDGET | 2015 ACTUAL EXPENDITURES | 2016 BUDGET |
|---------------------------|-------------------------|--------------------------------|------------------------|
| APPROPRIATIONS: | | | |
| Health and Welfare | | | |
| Social Welfare Board | \$ 290,906.67 | \$ 290,996.29 | \$ 291,000.00 |
| Health Department | 70,000.00 | 70,262.76 | 73,000.00 |
| Public Services | | | |
| Extension Council | 99,560.48 | 99,549.96 | 99,560.48 |
| Soil & Water Conserv. | 5,000.00 | 5,000.00 | 5,000.00 |
| General Accounts | | | |
| General Expenses | 0.00 | 0.00 | 6,585.80 |
| Tower Expenses | 320,000.00 | 276,015.98 | 320,000.00 |
| Professional Services | 100,000.00 | 69,560.00 | 196,700.00 |
| General Fund Admin Fee | 0.00 | 0.00 | 0.00 |
| Community Support | 101,000.00 | 81,396.77 | 150,000.00 |
| Military Support | 0.00 | 0.00 | 3,000.00 |
| Public Defender Lease | 50,000.00 | 42,500.20 | 3,300.00 |
| TOTAL | \$ 1,036,467.15 | \$ 935,281.96 | \$ 1,148,146.28 |

SOURCE: Buchanan County

Fiscal Year 2016 Project Summary

| CASINO / LOCATION | LOCATION OPENING DATE | ADMISSIONS | ADMISSION FEES (a) | ADJUSTED GROSS RECEIPTS | GAMING TAX (b) | ESTIMATED CAPITAL INVESTMENT* | EMPLOYEES | TABLE GAMES | SLOT MACHINES | GAMING SPACE (SQ FT) | ADMISSION FEES PERCENTAGE OF STATE TOTAL | GAMING TAX PERCENTAGE OF STATE TOTAL | Total Employee Compensation | Real Estate Property Tax | State Sales Tax | Charitable Donations | City Lease Payments | Minority Employees | Minority Salaried Positions | Female Employment | Female Salaried Employees |
|--------------------------------|-----------------------------|-------------------|-----------------------|----------------------------|-----------------------|-------------------------------------|--------------|----------------|------------------|----------------------------|--|--|--------------------------------|-----------------------------|----------------------|-------------------------|------------------------|-----------------------|-----------------------------------|----------------------|---------------------------------|
| Ameristar Casino St. Charles | 27-May-94 | 5,897,697 | \$ 11,975,394 | \$ 262,230,777 | \$ 55,068,463 | \$ 819,503,874 | 1,579 | 77 | 2,326 | 130,000 | 14.89% | 15.31% | \$ 49,252,368 | \$ 7,410,933 | \$ 2,563,907 | \$ 131,194 | - | 640 | 38 | 717 | 73 |
| Argosy Riverside Casino | 22-Jun-94 | 3,405,487 | \$ 6,812,834 | \$ 151,176,202 | \$ 31,747,003 | \$ 76,272,930 | 794 | 36 | 1,506 | 62,000 | 8.01% | 8.82% | \$ 30,796,673 | \$ 2,835,273 | \$ 1,133,438 | \$ 100,310 | \$ 4,378,070 | 340 | 16 | 390 | 41 |
| St. Jo Frontier Casino | 24-Jun-94 | 1,154,918 | \$ 2,309,836 | \$ 39,845,908 | \$ 8,325,641 | \$ 43,136,190 | 237 | 10 | 509 | 18,000 | 2.72% | 2.31% | \$ 7,294,498 | \$ 219,862 | \$ 227,620 | \$ 31,756 | - | 20 | 0 | 135 | 16 |
| Harrah's North Kansas City | 22-Sep-94 | 3,678,081 | \$ 7,356,162 | \$ 172,856,596 | \$ 36,299,885 | \$ 442,303,390 | 953 | 61 | 1,330 | 63,300 | 8.65% | 10.09% | \$ 34,243,892 | \$ 3,007,523 | \$ 1,327,588 | \$ 221,436 | \$ 3,133,907 | 351 | 35 | 448 | 71 |
| Lady Luck - Caruthersville | 27-Apr-95 | 890,889 | \$ 1,781,778 | \$ 37,440,674 | \$ 7,799,542 | \$ 59,425,700 | 228 | 9 | 557 | 21,400 | 2.10% | 2.17% | \$ 7,493,804 | \$ 335,533 | \$ 134,845 | \$ 11,916 | - | 68 | 6 | 126 | 16 |
| Isle of Capri - Kansas City | 18-Oct-96 | 2,341,485 | \$ 4,682,970 | \$ 77,634,563 | \$ 16,261,258 | \$ 99,148,518 | 361 | 17 | 977 | 45,300 | 5.51% | 4.52% | \$ 16,689,943 | \$ 401,153 | \$ 350,677 | \$ 2,100 | \$ 2,860,657 | 179 | 19 | 175 | 31 |
| Ameristar Casino Kansas City | 16-Jan-97 | 5,205,895 | \$ 10,417,790 | \$ 199,317,227 | \$ 41,982,818 | \$ 460,670,702 | 1,053 | 72 | 2,150 | 140,000 | 12.25% | 11.67% | \$ 34,855,138 | \$ 4,513,157 | \$ 2,145,378 | \$ 79,900 | \$ 140,000 | 415 | 29 | 472 | 73 |
| Hollywood Maryland Heights | 11-Mar-97 | 5,427,689 | \$ 10,855,378 | \$ 228,481,716 | \$ 47,991,160 | \$ 83,177,217 | 1,131 | 58 | 2,127 | 120,000 | 12.77% | 13.34% | \$ 39,136,058 | \$ 11,683,216 | \$ 1,510,289 | \$ 61,557 | - | 542 | 42 | 542 | 81 |
| Isle of Capri - Boonville | 06-Dec-01 | 1,815,462 | \$ 3,630,924 | \$ 81,560,863 | \$ 17,127,781 | \$ 120,474,000 | 419 | 20 | 914 | 28,000 | 4.27% | 4.76% | \$ 13,059,000 | \$ 558,000 | \$ 367,000 | \$ 25,000 | - | 65 | 6 | 226 | 31 |
| Mark Twain Casino | 25-Jul-01 | 949,546 | \$ 1,899,092 | \$ 36,080,407 | \$ 7,576,886 | \$ 28,739,039 | 221 | 12 | 613 | 18,000 | 2.23% | 2.11% | \$ 5,813,949 | \$ 216,971 | \$ 98,879 | \$ 14,067 | - | 24 | 0 | 125 | 10 |
| Lumiere Place | 19-Dec-07 | 3,853,669 | \$ 7,707,338 | \$ 138,197,798 | \$ 29,009,358 | \$ 272,435,857 | 936 | 73 | 1,762 | 75,000 | 9.07% | 8.06% | \$ 32,796,876 | \$ 7,277,740 | \$ 1,022,036 | \$ 87,822 | - | 574 | 75 | 421 | 80 |
| River City Casino | 01-Mar-10 | 5,830,474 | \$ 11,860,948 | \$ 223,861,473 | \$ 46,988,009 | \$ 475,230,396 | 1,044 | 55 | 1,947 | 90,000 | 13.95% | 13.06% | \$ 36,913,739 | \$ 9,958,669 | \$ 1,631,777 | \$ 102,191 | \$ 5,851,635 | 638 | 49 | 456 | 74 |
| Isle of Capri - Cape Girardeau | 30-Oct-12 | 1,864,643 | \$ 3,729,286 | \$ 64,806,511 | \$ 13,609,967 | \$ 132,599,314 | 425 | 26 | 930 | 38,600 | 4.39% | 3.76% | \$ 12,815,153 | \$ 1,119,272 | \$ 372,935 | \$ 257,563 | - | 93 | 12 | 196 | 36 |
| GRAND TOTALS | | 42,509,915 | \$ 85,019,830 | \$ 1,713,327,716 | \$ 359,757,970 | \$ 3,113,116,117 | 9,371 | 526 | 17,648 | 849,800 | 100% | 100% | \$ 321,060,761 | \$ 49,547,002 | \$ 12,886,379 | \$ 1,127,812 | \$ 16,364,269 | 3,849 | 327 | 4,429 | 633 |

* Figures reflect the current property investments since company purchase as reported to MGC
(a) 50% of Admission Fees go to the State, with the remaining 50% to the Local Home Dock.
(b) 90% of Gaming Taxes go to the State, with the remaining 10% to the Local Home Dock.
The figures published in this report are subject to adjustment.