

Missouri Gaming Commission



Annual Report
2018



The Missouri Gaming Commission
will regulate charitable and commercial
gaming in a manner which promotes a positive
impact on the State and ensures the integrity of the industry.

MGC Mission Statement

Visit Us At:

<http://www.mgc.dps.mo.gov>

<http://www.showmegaming.com>

Table of Contents

Message from the Executive Director.....	5
Commissioners.....	6
Money to Worthy Causes	8
Report on Competitiveness	9
Economic Impact.....	10
Fund Balance Report	11
Charitable Gaming.....	12
Fantasy Sports	13
Missouri State Highway Patrol.....	14
FY 2018 Operation Results	
Ameristar Casino Kansas City	16
Ameristar Casino St. Charles	17
Argosy Riverside Casino	18
Harrah’s North Kansas City.....	19
Hollywood Casino	20
Isle of Capri – Boonville	21
Isle of Capri – Cape Girardeau.....	22
Isle of Capri – Kansas City	23
Lady Luck Casino Caruthersville	24
Lumière Place	25
River City Casino.....	26
Mark Twain Casino	27
St. Jo Frontier Casino	28
Fiscal Year 2018 Project Summary.....	29

Message from the Executive Director



Missouri's 13 riverboat gaming casinos continue to operate profitably and the home dock cities and counties, where the riverboat gaming casinos are located, continue to utilize riverboat gaming funds for infrastructure, equipment and facilities. In the back of our FY 2018 report, you will see the individual properties highlighted with a report on how the home dock city or county uses these funds.

A very important task for the Missouri Gaming Commission is the continual monitoring of admissions and AGR taxes. In FY 2016, riverboat gambling casinos contributed nearly 324 million dollars to the State Proceeds for Education Fund. In FY 2017, the total jumped to 325 million dollars given to the fund. FY 2018 saw another increase as 329 million was collected for the State Proceeds for Education Fund.

Fiscal Year 2018 brought about the first full year of regulation of fantasy sports contests for the Missouri Gaming Commission. With five pending applications, the MGC embarked on licensing the first fantasy sports operators. Page 13 of this year's annual report shows the first full year of operations fees. We are continuing the licensing process of applicants and are pleased with our efforts in this new endeavor.

I have served as executive director since March of 2015. I extend my thanks to the five MGC Commissioners who volunteer their time assisting us in the regulation of Missouri's riverboat gaming casinos, charitable bingo and fantasy sports contests. Their biographies are found on pages 6 and 7 of this report.

An additional note of gratitude goes to the Missouri State Highway Patrol for their hard work and dedication. Troopers continue to ensure the integrity of gaming in Missouri by serving as gaming agents on each of the riverboat casinos. MSHP Investigators aid us in licensing the many employees and companies we regulate. We could not do our jobs without them.

Missouri Gaming Commission employees have raised \$20,000.00 for the Food Bank for Central and Northeast Missouri with our Jeans Day Fundraiser since the program's inception in January of 2013. Staff has the option to pay a dollar per day, on Thursday and Friday of each week, to wear jeans. I congratulate the staff for continuing the effort and challenge other agencies to adopt this type of fundraising.

I'm proud of everyone at the Missouri Gaming Commission, especially in their commitment and dedication to serve in the best interests of the people and the State of Missouri. I hope you find the FY 2018 Annual Report to be a comprehensive resource for you.

Commissioners

Herbert M. Kohn, *Chairman*



Herbert M. Kohn (Kansas City) is senior counsel at Bryan Cave LLP where he practices corporate, business, and banking law concentrating in the areas of acquisitions, financial transaction bank, and public finance. He is a former member of the firm's Executive Committee. Mr. Kohn was chairman of Kansas City, Missouri Mayor Kay Barnes' transition team in 1999 and chairman of the Mayor's Charter Review Commission in 2000. He also is a member of the Civic Council of Greater Kansas City, and previously served as chairman of the Kansas City Art Institute, and chairman of the Missouri Cancer Commission. Mr. Kohn also served as trustee of the Truman Library Institute and director of the Richard and Annette Block Cancer Foundation.

Brian Jamison, *Vice Chairman*



Brian Jamison (Columbia) is the manager of the Post Consumer Plastics Division of St. Joseph Plastics. Brian Jamison has served as an appointed member of the Missouri Board of Probation and Parole from 2008 to 2013. Previously, he was deputy director of the Missouri Department of Public Safety for three years, and a Missouri State Highway Patrol trooper for 14 years. Mr. Jamison is married with two children and five grandchildren. He serves on the board of The Crossing in Columbia, Missouri.

Thomas Neer



Thomas Neer (Defiance) most recently served as the sheriff of St. Charles County from 2005 to 2014. A native of St. Charles, he joined the sheriff's department as a deputy in 1974, working his way through the ranks as a sergeant, lieutenant and captain before being elected sheriff. Neer's experience includes professional law enforcement training on the local, state and federal level. He received the Medal of Valor, Meritorious Service Medal, Optimist Club Officer of the Year and numerous other awards and commendations. Mr. Neer has served on many boards and task forces, and proposed the voter approved St. Charles County Police Department. Tom Neer attended William Jewell College, Southeast Missouri State University, and is a graduate of the FBI National Academy. Mr. Neer is married with one son, and one grandson.

Richard F. Lombardo



Richard F. Lombardo (Kansas City) is one of the founding partners of the Shaffer Lombardo Shurin law firm in Kansas City. Over the 34 years that he has practiced law, Mr. Lombardo has practiced in the areas of business litigation, professional liability, insurance litigation, products liability, and personal injury. He began his career as an assistant prosecuting attorney in Jackson County, Missouri. Mr. Lombardo is a graduate of the University of Kansas and the University of Missouri Kansas City School of Law. In 2008, Mr. Lombardo was inducted into the American College of Trial Lawyers. Mr. Lombardo is married and has two sons.

Daniel P. Finney III



Daniel P. Finney III (St. Louis) is the sole member of the Law office of Daniel P. Finney III in St. Louis. Mr. Finney's law practice focuses on the representation of individuals and businesses in litigation involving claims of professional malpractice, personal injury, wrongful death, breach of contract, and employment disputes. Mr. Finney is a former assistant circuit attorney in the City of St. Louis, where he prosecuted felony guns and drug cases. Mr. Finney has over 12 years of experience representing clients in Missouri and Illinois State Courts, the Court of Appeals for the Eastern District of Missouri, the U.S. District Court for the Eastern District of Missouri, and the U.S. Court of Appeals for the 8th Circuit. Mr. Finney is a native of St. Louis and a graduate of St. Louis University School of Law. Mr. Finney serves as a charter board member of Birdies 4 Bipolar. He and his wife have two children.

Money to Worthy Causes

			
Veterans Commission Capital Improvement Trust Fund	Missouri National Guard Trust Fund	MO College Guarantee/Access Missouri Financial Assistance Fund	Compulsive Gamblers Fund
\$21,990,766.73	\$4,000,000.00	\$5,000,000.00	\$100,000.00

Missouri Gaming Commission Summary of Fund Transfers from Gaming Commission Fund						
Fiscal Year of Transfer	Veterans Commission Capital Improvement Trust Fund	Missouri National Guard Trust Fund	Mo College Guarantee / Access Missouri Financial Assistance Fund	Early Childhood Development, Education and Care Fund	Compulsive Gamblers Fund	Totals
FY 1994/1995	\$8,408,536.13					\$8,408,536.13
FY 1996	\$23,487,182.59					\$23,487,182.59
FY 1997	\$30,388,830.54					\$30,388,830.54
FY 1998	\$35,905,493.46					\$35,905,493.46
FY 1999	\$3,000,000.00	\$3,000,000.00	\$4,500,000.00	\$30,237,763.51		\$40,737,763.51
FY 2000	\$3,000,000.00	\$3,000,000.00	\$4,500,000.00	\$34,217,803.75		\$44,717,803.75
FY 2001	\$3,000,000.00	\$3,000,000.00	\$4,500,000.00	\$30,691,290.20	\$46,612.00	\$41,237,902.20
FY 2002	\$3,000,000.00	\$3,000,000.00	\$4,500,000.00	\$31,266,433.92	\$398,074.00	\$42,164,507.92
FY 2003	\$3,000,000.00	\$3,000,000.00	\$4,500,000.00	\$33,947,613.45	\$489,850.00	\$44,937,463.45
FY 2004	\$6,000,000.00	\$4,000,000.00	\$5,000,000.00	\$30,320,589.96	\$489,850.00	\$45,810,439.96
FY 2005	\$6,000,000.00	\$4,000,000.00	\$5,000,000.00	\$30,969,773.54	\$489,850.00	\$46,459,623.54
FY 2006	\$6,000,000.00	\$4,000,000.00	\$5,000,000.00	\$31,449,559.64	\$143,668.48	\$46,593,228.12
FY 2007	\$6,000,000.00	\$4,000,000.00	\$5,000,000.00	\$27,513,142.50	\$296,081.66	\$42,809,224.16
FY 2008	\$6,000,000.00	\$4,000,000.00	\$5,000,000.00	\$26,158,125.21	\$504,438.31	\$41,662,563.52
FY 2009	\$6,000,000.00	\$4,000,000.00	\$5,000,000.00	\$30,146,510.30	\$522,323.49	\$45,668,833.79
FY 2010	\$6,000,000.00	\$4,000,000.00	\$5,000,000.00	\$30,187,344.07	\$449,829.88	\$45,637,173.95
FY 2011	\$6,600,000.00	\$4,000,000.00	\$5,000,000.00	\$30,602,202.47	\$297,683.81	\$46,499,886.28
FY 2012	\$6,000,000.00	\$4,000,000.00	\$5,000,000.00	\$28,167,184.85	\$70,000.00	\$43,237,184.85
FY 2013*	\$30,492,690.60	\$4,000,000.00	\$5,000,000.00		\$150,000.00	\$39,642,690.60
FY 2014	\$26,837,608.59	\$4,000,000.00	\$5,000,000.00		\$150,000.00	\$35,987,608.59
FY 2015	\$26,806,819.71	\$4,000,000.00	\$5,000,000.00		\$80,000.00	\$35,886,819.71
FY 2016	\$26,302,995.44	\$4,000,000.00	\$5,000,000.00		\$150,000.00	\$35,452,995.44
FY 2017	\$23,965,570.07	\$4,000,000.00	\$5,000,000.00		\$100,000.00	\$33,065,570.07
FY 2018	\$21,990,766.73	\$4,000,000.00	\$5,000,000.00		\$100,000.00	\$31,090,766.73
Totals	\$324,186,493.86	\$75,000,000.00	\$97,500,000.00	\$425,875,337.37	\$4,928,261.63	\$927,490,092.86

Report on Competitiveness

COMPETITIVE TAX RATES AND FACILITIES

ILLINOIS	Commercial Gaming Graduated tax rate from 15% to 50% of gross gaming revenue, \$2 to \$3 admissions tax Net Effective Tax Rate Consumer spending on Commercial Casino Gaming Calendar Year 2017 Video Lottery Terminal Locations	10 Casinos 33.80% \$1.408 billion 6,097
INDIANA	Commercial Gaming Graduated tax rate from 5% to 40% of gross gaming revenue; \$3 per patron admissions tax At racinos, the graduated tax is from 25% to 35% of gross gaming revenue Net Effective Tax Rate Consumer Spending on Commercial Casino Gaming Calendar Year 2017 <i>*(11 riverboat or land-based, 2 racinos)</i>	13 Casinos* 28.00% \$2.153 billion
IOWA	Commercial Gaming Graduated tax rate from 5% to 22% on gross gaming revenue at riverboats and land-based casinos and up to 24% at racetracks with slots and table games Net Effective Tax Rate Consumer Spending on Commercial Casino Gaming Calendar Year 2017 Native American Gaming <i>*(18 riverboat or land-based, 1 racino)</i>	19 Casinos* 21.90% \$1.463 billion 3 Casinos
KANSAS	Commercial Gaming 22% state tax; 3% local government tax; 2% tax to fund problem gambling treatment Net Effective Tax Rate Consumer spending on Commercial Casino Gaming Calendar Year 2017 Native American Gaming	4 Casinos 27.00% \$389.66 million 5 Casinos
MISSISSIPPI	Commercial Gaming Graduated tax from 4% to 12% on gaming revenues; additional tax on gaming revenues may be imposed by local governments Net Effective Tax Rate Consumer Spending on Commercial Casino Gaming Calendar Year 2017 Native American Gaming	28 Casinos 12.10% \$2.077 billion 3 Casinos
OKLAHOMA	Racetrack Casinos (Graduated state tax from 10-30% on gross gaming revenue; 9% tax to state racing commission, varying payments to horse men, breeders and purses depending on track gaming revenues) Consumer Spending on Commercial Casino Gaming Calendar Year 2017 Native American Gaming	2 Racinos \$124.87 million 139 Casinos

Data compared on calendar year basis. Sources: Rubin Brown Gaming Stats 2018, NIGC

MISSOURI COMPETITIVENESS

Commercial Gaming -- 13 casinos

21% tax on gross gaming revenue

(90%/10% split - state/home dock community respectively)

\$2 per patron admission fee, per excursion, split between home dock community and the state

Net Effective Tax Rate

Commercial Casinos -- 25.7%

Missouri ranked #9 in total state tax gaming revenues

(reflecting a 0.1 increase over the prior calendar year)

Missouri ranked #9 in consumer spending on commercial casino gaming

with \$1.73 billion AGR for Calendar Year 2017

(reflecting a 1.3 increase over the prior calendar year)

St. Louis, MO/IL is listed as #8 in the top U.S. Casino Markets

Calendar Year 2017, with \$1.025 billion AGR

Kansas City, MO/KS is listed as #12 in the top U.S. Casino Markets

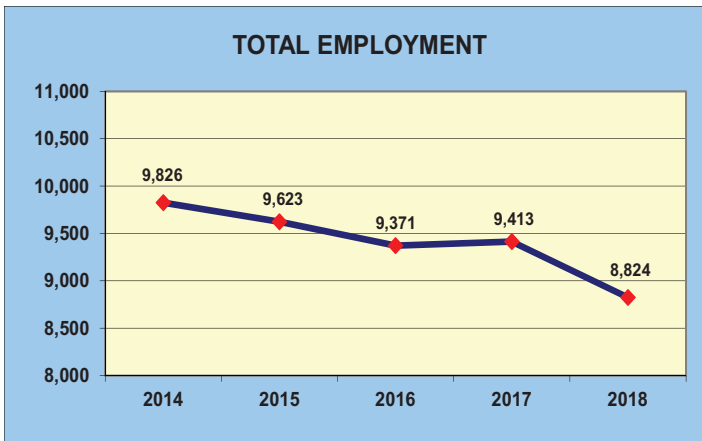
Calendar Year 2017, with \$792.5 million AGR

Sources: Rubin Brown Gaming Stats 2018

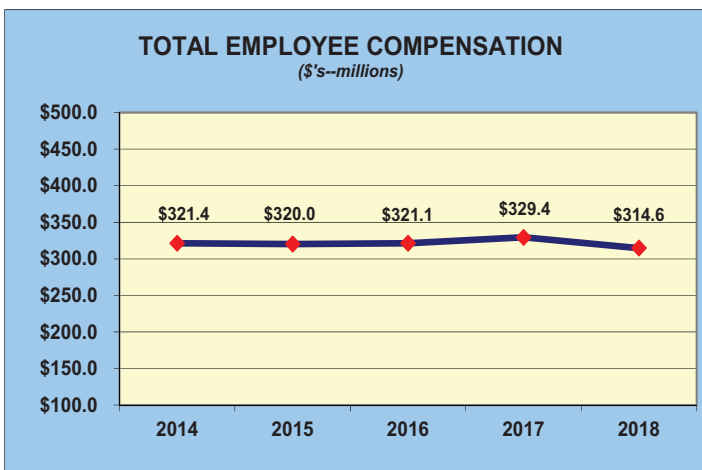
Economic Impact

In FY 2018, Missouri casinos:

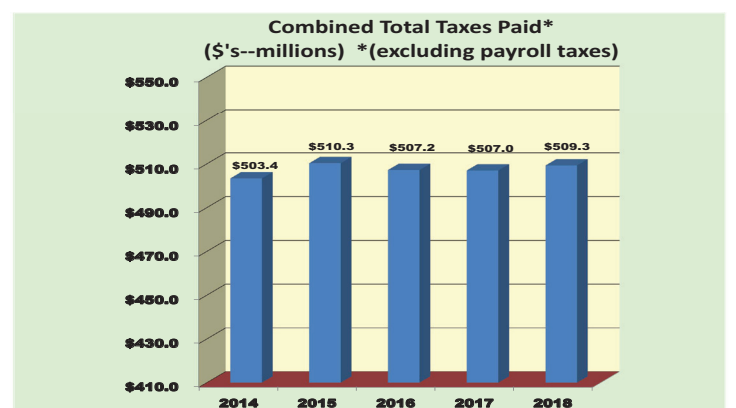
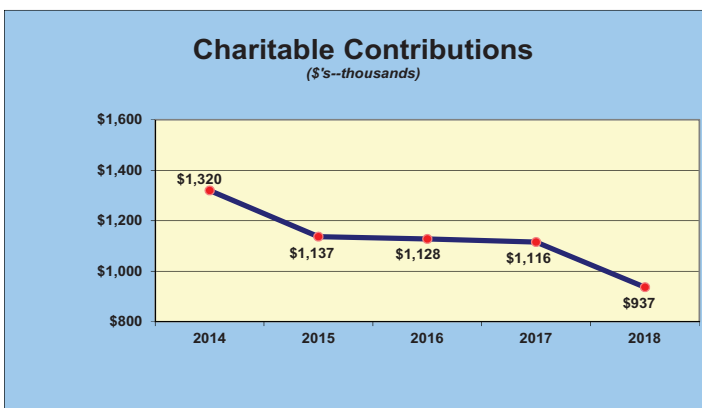
- Employed **8,824** people
- Paid Wages of **\$314.6 million**
- Contributed **\$366.5 million** in direct gaming taxes to state and local home-dock governments
- Contributed **\$79.5 million** in total state admission fees to special state funds and home-dock governments
- Earned **\$1.745 billion** in gross gaming revenue
- Paid total real estate and sales taxes of **\$63 million**, for a combined total of gaming and other taxes of **\$509.3 million**
- Invested a total of **\$3.2 billion** in capital investments to date



CASINO	2014	2015	2016	2017	2018
Ameristar Kansas City	1,108	1,128	1,053	1,090	971
Ameristar St. Charles	1,540	1,626	1,579	1,566	1,506
Argosy	746	738	784	776	757
Hollywood Maryland Heights	1,140	1,134	1,131	1,140	1,093
Harrah's North Kansas City	985	941	953	1,015	978
Isle of Capri - Boonville	463	471	419	457	426
Isle of Capri - Cape Girardeau	465	451	425	424	359
Isle of Capri - Kansas City	369	377	361	363	285
Lady Luck - Caruthersville	249	236	228	232	207
Lumière Place	1,199	1,008	936	896	851
River City	1,092	1,041	1,044	1,052	1,027
Mark Twain	229	232	221	200	192
St. Jo Frontier	241	240	237	202	172
TOTAL EMPLOYMENT	9,826	9,623	9,371	9,413	8,824



CASINO	2014	2015	2016	2017	2018
Ameristar Kansas City	\$ 36.9	\$ 34.9	\$ 34.9	\$ 35.8	\$ 31.3
Ameristar St. Charles	\$ 46.5	\$ 47.4	\$ 49.3	\$ 54.0	\$ 48.2
Argosy	\$ 28.8	\$ 29.0	\$ 30.8	\$ 31.9	\$ 31.5
Hollywood Maryland Heights	\$ 41.1	\$ 39.6	\$ 39.1	\$ 41.2	\$ 40.2
Harrah's North Kansas City	\$ 36.2	\$ 35.3	\$ 34.2	\$ 35.6	\$ 36.8
Isle of Capri - Boonville	\$ 12.6	\$ 12.9	\$ 13.1	\$ 12.9	\$ 12.6
Isle of Capri - Cape Girardeau	\$ 12.7	\$ 13.3	\$ 12.8	\$ 13.2	\$ 11.9
Isle of Capri - Kansas City	\$ 15.4	\$ 16.9	\$ 16.6	\$ 16.9	\$ 14.1
Lady Luck - Caruthersville	\$ 8.0	\$ 7.5	\$ 7.5	\$ 7.4	\$ 6.9
Lumière Place	\$ 37.3	\$ 34.2	\$ 32.8	\$ 30.9	\$ 31.6
River City	\$ 33.0	\$ 35.8	\$ 36.9	\$ 37.1	\$ 37.6
Mark Twain	\$ 5.7	\$ 5.9	\$ 5.8	\$ 5.6	\$ 5.8
St. Jo Frontier	\$ 7.2	\$ 7.3	\$ 7.3	\$ 6.9	\$ 6.1
TOTAL EMPLOYEE COMPENSATION	\$ 321.4	\$ 320.0	\$ 321.1	\$ 329.4	\$ 314.6



Missouri Gaming Commission Fund Balance Report
Revenue from Cash Receipts
Fiscal Year 2018 as of June 30, 2018

Beginning Balance	\$2,465,554.77		
Revenue		Gaming Commission Expenses	
License Fees		Salaries	\$13,744,225.81
Gaming License Application Fee	\$480,000.00	Fringe Benefits	\$9,891,926.34
Bingo License Fee	\$19,605.00	Travel In-State	\$71,851.83
Bingo Hall Provider License	\$3,850.00	Travel Out-of-State	\$141,699.81
Bingo Supplier License	\$1,000.00	Supplies	\$76,905.52
Bingo Manufacturer License	\$4,000.00	Professional Development	\$62,114.75
Level 1 Occupational License Application Fee	\$19,000.00	Communication Services & Supplies	\$246,602.56
Level 2 Occupational License Application Fee	\$179,400.00	Professional Services	\$193,283.27
Supplier Level 2 Occupational License Application Fee	\$7,800.00	Housekeeping & Janitor Services	\$675.00
Supplier Level 2 Annual Occupational License Renewal	\$28,200.00	Maintenance & Repair Services	\$144,883.32
Gaming License Renewal Fee	\$500,000.00	Computer Equipment	\$163,615.35
Level 1 Occupational License Renewal Fee	\$12,700.00	Office Equipment	\$4,376.86
Level 2 Occupational License Renewal Fee	\$441,750.00	Other Equipment	\$105,351.81
Supplier Annual License Renewal Fee	\$120,000.00	Equipment Rental & Leases	\$1,390.37
Replacement Gaming License	\$18,525.00	Building Lease Payments	\$455,731.29
Class A - Key License Renewal Fee	\$37,750.00	Miscellaneous Expenses	\$11,562.03
Supplier Key & Level 1 Application Fee	\$17,000.00		
Supplier Key & Level 1 License Fee	\$20,400.00	Total MGC Expenses	\$25,316,195.92
Fantasy Sports Licenses	\$43.00		
Liquor License	\$6,500.00	Other Expenses & Transfers	
Total License Fees	\$1,917,523.00	Attorney General Salaries	\$114,640.00
Reimbursements		Attorney General Expense & Equipment	\$27,760.65
MGC Reimbursement - Company Background	\$25,961.46	Boards and Commissions Other Funds	\$6,475.00
MGC Reimbursement - Level 1 Background	\$166,105.72	MSHP Vehicle Maintenance	\$353,262.44
MGC Reimbursement - Supplier Background	\$292,851.65	MSHP Gasoline	\$422,169.99
MGC Reimbursement - Enforcement	\$17,080,039.00	MSHP Automotive Tech PS	\$3,683.72
MGC Reimbursement - Fantasy Sports	\$8,343.83	MSHP Academy PS	\$164,683.14
Total Reimbursements	\$17,573,301.66	MSHP Academy E&E	\$66,466.30
Other Income		MSHP Admin PS	\$33,579.97
Admission Fees	\$39,559,834.00	Vehicle Replacement	\$483,035.00
Time Deposits Interest	\$1,878.79	Refunds	\$30,549.00
US/Agency Securities Interest	\$37,162.92	Juvenile Court Diversion	\$420,066.79
Employee Personal Expense Reimbursement	\$2.17	Total Other Expenses & Transfers	\$2,126,372.00
Appropriated Transfer In	\$412.20		
Other Refunds	\$26.88	Appropriated Transfers	
Rebates	\$4,271.33	Veteran's Commission CI Trust Fund	\$22,465,570.07
Total Other Income	\$39,603,588.29	Missouri National Guard Trust Fund	\$4,000,000.00
		Missouri College Guarantee Fund Transfer	\$5,000,000.00
Total All Revenue	\$59,094,412.95	Compulsive Gamblers Fund Transfer FY 2018	\$100,000.00
		Cost Allocation Plan Transfer to General Revenue	\$561,045.00
		Total Appropriated Transfers	\$32,126,615.07
		Total All Expenses & Transfers	\$59,569,182.99
		Balance--Cash less Payables	\$1,990,784.73
		Add Vouchers Payable	(\$18.00)
		Cash Balance*	\$1,990,766.73

*On July 25, 2018 the remaining cash balance was distributed to the Veteran's Commission Capital Improvement Trust Fund

Charitable Gaming

Charitable Gaming includes licensed bingo and other associated games such as pull-tabs, merchandise coin boards, and event tickets. Bingo was legalized in 1980 and came under the Missouri Gaming Commission on July 1, 1994. The operation of bingo and the other associated games is restricted to qualified licensed religious, charitable, fraternal, veteran, and service organizations. The Charitable Games Division also licenses hall providers, suppliers, and manufacturers of bingo products.

All proceeds over and above the actual cost of conducting bingo must be used for charitable, religious, or philanthropic purposes of the organization, and no part of the net earnings may inure to the benefit of any individual member of the organization. Bingo proceeds collected by not-for-profit organizations are used to fund various projects such as veterans homes, drug awareness programs, prevention of child abuse, cancer care and research, Alzheimer's care and research, Boy & Girl Scouts, various religious organizations, scholarships, sight and hearing care for impoverished citizens, and many more.

More than \$100 million has been generated in tax revenue since bingo was legalized. The chart below represents the actual tax reported for bingo paper and pull-tabs for the past five fiscal years. All bingo tax is deposited into the Proceeds for Education Fund. Although pull-tab sales have fluctuated, a comparison of tax paid per file period continues to show a decline in the overall taxes reported for bingo paper and pull-tab sales combined.

Actual Tax Reported For File Period					
YEAR	FY14	FY15	FY16	FY17	FY18
PAPER	\$952,436.66	\$905,442.01	\$885,509.67	\$820,607.40	\$795,776.15
PULL-TAB	\$866,789.11	\$871,079.93	\$861,580.95	\$830,425.39	\$819,718.21
TOTAL	\$1,819,225.77	\$1,776,521.94	\$1,747,090.62	\$1,651,032.79	\$1,615,494.36

The charts below reflect the total bingo taxes deposited and the total number of licensees over the past four years. The bingo tax deposited is different than the tax reported per file period because of the due date of reporting. Reports are due the last day of the month following the month in which the bingo card or pull-tab was sold; therefore, the tax collected for certain file periods during the fiscal year may be included in different fiscal year deposits.

Total Deposits into Proceeds For Education				
Year	FY15	FY16	FY17	FY18
Tax Collected	\$1,770,286.18	\$1,705,122.35	\$1,751,735.76	\$1,452,759.42
Interest Earned	\$1,145.51	\$872.94	\$663.32	\$1,201.95
Total	\$1,771,431.69	\$1,705,995.29	\$1,752,399.08	\$1,453,961.37

TYPE OF LICENSE	FY15	FY16	FY17	FY18
REGULAR BINGO	256	245	227	227
SPECIAL BINGO (Valid for one event from 1 to 7 days)	304	285	278	276
ABBREVIATED PULL-TAB (Valid for 24 hours, limit 15 per calendar year)	135	101	130	127
SUPPLIER	2	2	1	1
MANUFACTURER	6	5	5	4
HALL PROVIDER	75	73	68	68

Fantasy Sports Contests

The Missouri Fantasy Sports Consumer Protection Act went into effect August 28, 2016. Fantasy sports companies who submitted an application by October 1, 2016 are able to continue operations until a determination is made regarding their suitability for licensure in Missouri. Five fantasy sports companies who applied by the October 1st deadline are currently offering fantasy sports contests in Missouri. Three of those companies have been licensed and two still have their applications pending. Five additional applications were received after the October 1, 2016 deadline. Those applications are in various stages of completion and are currently being processed. Below are the fantasy sports companies operating in Missouri:

Company	Web Address
DraftKings, Inc.	www.draftkings.com
FanDuel, Inc.	www.fanduel.com
Fantasy Draft, LLC	www.fantasydraft.com
RealTime Fantasy Sports Inc.	www.RTSports.com
SportsHub Technologies, LLC dba CDM Sports	www.cdmsports.com

Annual Operation Fees

Fantasy Sports Contest Operator	Annual Operation Fees 2017
DraftKings, Inc.	\$220,054.00
FanDuel, Inc.	\$209,757.00
Fantasy Draft, LLC	\$204.00
RealTime Fantasy Sports Inc.	\$2,632.00
SportsHub Technologies, LLC dba CDM Sports	\$6,567.00
Total	\$439,214.00

The above table shows the amount collected in annual operation fees from licensed operators or from those companies who made application prior to October 1, 2016. Annual operation fees are collected each calendar year at the rate of 11.5% of the licensed operator's net revenue from the previous calendar year, and they are due on April 15th of each year. All revenue collected is placed in the Gaming Proceeds for Education fund.

Missouri State Highway Patrol

The Gaming Division, pursuant to a memorandum of understanding with the Missouri Gaming Commission, provides criminal and regulatory enforcement of gaming operations within the state. Under the command of Captain Larry W. Plunkett, Jr., the division is divided into four sections: Administrative Services, Investigations, Eastern District Enforcement and Western District Enforcement. The Gaming Division is one of the Highway Patrol's largest divisions, with an authorized strength of 128 uniformed members and three civilians. The staffing of 128 troopers assigned to the Gaming Division does not impact or reduce the number of troopers assigned to patrol Missouri roadways, as allocated by the legislature.

The Gaming Division was established on May 1, 1994, by order of Colonel Fred M. Mills, and was the first new division established within the Patrol since the creation of the Division of Drug and Crime Control in 1983. Strict criminal and regulatory enforcement, as well as meticulous investigations are essential elements to the successful regulation of legalized gambling in Missouri. Because of its history of service with distinction and integrity, the Patrol was given the responsibility of providing investigative, regulatory and criminal law enforcement services, which ultimately police the gaming industry.

The Administrative Services Section, under the supervision of Lieutenant Jeffery T. Fitzgerald, oversees criminal records, case management, motor equipment/fleet management, training, overtime, recruiting, personnel actions, oversees the collection and preservation of evidence and special projects.

The Investigative Section, under the supervision of Lieutenant Edward J. Aylward, is divided into two units: the Investigative Unit and the Charitable Games Unit. The Investigative Unit conducts extensive background investigations to determine the suitability of licensees, suppliers and vendors. The Charitable Games Unit oversees 233 licensed bingo operators and is also charged with conducting background investigations on both charitable gaming and riverboat supplier companies.

The Enforcement Section is divided into two districts. The Eastern District is under the supervision of Lieutenant John M. Enderle. The Western District is under the supervision of Lieutenant Andrew O. Tourney. Officers assigned to the Enforcement Units are responsible for enforcing both Missouri criminal statutes and Missouri Gaming Commission regulations on the 13 licensed casino properties.

All four sections of the Patrol's Gaming Division are provided clerical support from Administrative Office Support Assistant, Ms. Rachel M. Thowe; Clerk Typist, Mrs. Rebecca L. Libbert; and Clerk Typist Mrs. Jessica Southards.

The following chart depicts arrests for all casinos statewide:

2018 MSHP-GD FISCAL YEAR CASINO ARRESTS													
BOAT	JUL	AUG	SEP	OCT	NOV	DEC	JAN	FEB	MAR	APR	MAY	JUN	TOTALS
Ameristar KC	91	103	92	87	85	126	90	43	55	30	58	26	886
Ameristar SC	19	19	14	15	8	21	22	22	27	18	31	43	259
Argosy	53	22	40	28	42	50	62	52	75	37	38	44	543
Harrah's NKC	35	7	21	14	23	36	21	30	11	30	12	3	243
Hollywood - STL	14	43	13	11	11	5	5	15	23	9	22	19	190
Isle of Capri - Boonville	1	2	4	5	0	8	1	7	3	0	3	1	35
Isle of Capri - Cape	9	11	7	6	13	10	9	12	5	6	5	13	106
Isle of Capri - KC	34	23	66	35	63	43	23	51	65	36	49	19	507
Lady Luck/ IOC	1	3	7	0	1	2	2	0	3	0	0	2	21
Lumiere Place	117	183	68	116	140	188	200	193	195	201	185	174	1960
Mark Twain	0	4	0	5	0	1	1	0	2	3	4	0	20
River City	146	110	166	73	34	156	76	105	60	67	117	109	1219
St. Jo Frontier	2	6	3	5	3	6	3	5	2	1	4	3	43
TOTALS	522	536	501	400	423	652	515	535	526	438	528	456	6032

Ameristar Casino Kansas City

General Manager: Keith Henson
 3200 N. Ameristar Drive
 Kansas City, Missouri 64161
 (816) 414-7000

Date Licensed: December 19, 2000
 Gaming Space: 140,000 Square Feet
 Electronic Gaming Devices: 2,103
 Table Games: 76
 Buffet, (5) Specialty Restaurants, Deli, & Food Court
 Parking Garage
 184-Room Hotel
 18-Screen Movie Theatre, Concert Hall, Meeting Space

Total Capital Investment in Property since Company Purchase: \$473,125,064
 Total Capital Investment in Property for Fiscal Year: \$6,053,150
 Total Employee Compensation: \$31,354,140
 Real Estate/Personal Property Tax: \$4,226,591
 State Sales Tax: \$2,163,574
 State Withholding Tax on Jackpots: \$1,785,797
 Federal Withholding Tax on Jackpots: \$2,362,922
 City Lease Payments: \$140,000
 Charitable Donations: \$21,978
 Total Employment: 971
 Minority Employment: 418
 Female Employment: 424

City of Kansas City, MO

Equipment	Actual FY 2016-17	Adopted FY 2017-18	Adopted FY 2018-19
City Fleet Replacement	\$ 3,602,334	\$ 2,461,807	\$ 2,197,630
Channel 2 TV Equipment	63,912	63,913	63,913
Smart Cities Initiative	409,811	409,812	409,812
Fire Apparatus and Ambulance	1,446,892	421,565	1,000,453
Equipment Total:	\$ 5,522,949	\$ 3,357,097	\$ 3,671,808
Public Facilities			
Tree Trimming	\$ 1,316,101	\$ 1,018,603	\$ -
City Market Debt Service	412,088	412,908	412,564
Public Garages Debt Service	3,556,819	3,636,517	4,664,038
Tow Lot Debt Service	1,404,992	1,417,809	1,397,385
HOK Sport Garage Debt	0	587,090	595,000
Kauffman Performing Arts Center Garage Debt Service	149,964	1,601,913	1,584,222
Subtotal:	\$ 6,839,963	\$ 8,674,840	\$ 8,653,209
Economic Development			
Columbus Park Debt Service	\$ 475,496	\$ 468,063	\$ 74,983
Subtotal:	\$ 475,496	\$ 468,063	\$ 74,983
Capital Maintenance Total:	\$ 7,315,459	\$ 9,142,903	\$ 8,728,192
Total Gaming Funds Allocated:	\$ 12,838,408	\$ 12,500,000	\$ 12,400,000

SOURCE: City of Kansas City



Fire Apparatus & Ambulance



City Market



New Kiosk

Improvements
 Accomplished from
 Local Gaming
 Revenues

Ameristar Casino St. Charles

General Manager: Howard (Ward) Shaw
 1 Ameristar Blvd.
 St. Charles, Missouri 63301
 (314) 940-4300

Date Licensed: December 19, 2000
 Gaming Space: 130,000 Square Feet
 Electronic Gaming Devices: 2,342
 Table Games: 79
 Buffet, (6) Specialty Restaurants & Deli
 397-Room Hotel, Spa
 Meeting space, Ballrooms
 Parking Garage

Total Capital Investment in Property since Company
 Purchase: \$842,523,760
 Total Capital Investment in Property for
 Fiscal Year: \$4,257,150
 Total Employee Compensation: \$48,183,644
 Real Estate/Personal Property Tax: \$7,348,245
 State Sales Tax: \$3,244,306
 State Withholding Tax on Jackpots: \$3,438,995
 Federal Withholding Tax on Jackpots: \$3,296,639
 Charitable Donations: \$51,192
 Total Employment: 1,506
 Minority Employment: 617
 Female Employment: 704

CITY OF ST. CHARLES

DESCRIPTION	Actual CY 2017	Budget CY 2018
Stormwater Projects:		
Debt Service - Stormwater Bonds	\$ 6,666	\$ -
Field Engineered / Inter Divisional Program (FEID Program)	172,315	120,000
NPDES Phase II Program	26,747	30,000
Barthel / N Main Drainage Improvements	339,450	-
Boschert Creek Levee Study	244,787	-
MO Flood Gates #1	348,401	-
Cole Creek Flood Reduction	530,121	-
Rio Vista / S 5th Street Culvert Replacement	73,861	-
Dump Truck w/ Plow & Spreader	-	145,000
Sandfort Creek Overpass Study	-	20,000
Water Quality Improvements - Citywide	-	180,000
Street Projects:		
Comprehensive Curb and Gutter Program	-	125,000
Concrete & Asphalt Street Repair - Backlog Elimination	1,000,000	1,000,000
Truman Road Reconstruction	550,500	-
S Main Street Sidewalk Extension	53,958	340,000
MO 370 Bicycle Pedestrian Barriers	256,247	-
Convention Center Boulevard Extension	14,714	-
Veterans Memorial Parkway Right Turn Lane	12,822	-
Dump Truck w/ Plow & Spreader	164,229	-
Signal Maintenance	-	30,000
Annual Street Light Maintenance	66,258	-
Street Lighting Projects - New Installations	925	30,000
Annual Gas Light Maintenance	17,955	30,000
Streetlight Painting	25,275	25,000
Traffic Signal Conflict Monitor MMU Tester	10,880	-
Clark Street Great Streets Planning Initiative	-	30,000
West Clay East (Droste to Duchesne)	-	700,000
Shop Equipment	-	20,000
High-Visibility Traffic Markings	-	30,000
Hardin - Blackhurst Traffic Signalization	-	150,000
Boschertown Rd & Fox Hill Road Signal	-	3,000
Wapplehorst Park Signal Relocation	-	122,000
Facilities Maintenance:		
Senior Center Improvements	48,600	75,000
Replace Building Maintenance Vehicles	29,999	30,000
Elevator and Stairwell Heaters	-	15,000
Tuck point Colonnade Walkway and Washing St. Comfort Station	-	45,000
Collection Windows - Bullet Proof Glass	-	40,000
Police Department:		
Personnel Costs	4,783,646	4,768,309
Fire:		
Personnel Costs	2,840,354	2,855,691
Economic Development/Redevelopment:		
Economic Development Fund	51,081	100,000
Arena Project	240,000	240,000
Bangert Island	87,500	87,500
Foundry Art Center- Debt Service/ Parking Lot Lease	165,000	165,000
Property Purchase - 1559 S. Main Street	460,876	-
Community Development		
Façade Improvement	22,495	50,000
	\$ 12,645,662	\$ 11,601,500

SOURCE: City of St. Charles



Rio Vista - South 5th Street
Culvert Replacement

Improvements
 Accomplished from
 Local Gaming
 Revenues



Asphalt Street
 Repair



Truman Road

Argosy Riverside Casino

General Manager: Tim Kelley
 777 NW Argosy Parkway
 Riverside, Missouri 64150
 (816) 746-3100

Date Licensed: June 22, 1994
 Gaming Space: 62,000 Square Feet
 Electronic Gaming Devices: 1,466
 Table Games: 41
 Buffet, (3) Specialty Restaurants, Deli, & Coffee House
 258-Room Hotel, Spa
 Meeting Space
 Parking Garage

Total Capital Investment in Property since Company
 Purchase: \$83,573,648
 Total Capital Investment in Property for
 Fiscal Year: \$2,560,083
 Total Employee Compensation: \$31,481,701
 Real Estate/Personal Property Tax: \$2,784,497
 State Sales Tax: \$1,117,625
 State Withholding Tax on Jackpots: \$1,827,605
 Federal Withholding Tax on Jackpots: \$2,091,108
 City Lease Payments: \$4,576,653
 Charitable Donations: \$137,972
 Total Employment: 757
 Minority Employment: 314
 Female Employment: 389

Gatewoods Subdivision which included Street Maintenance Program, Street Mill and Overlay, Curb and Sidewalk Replacement



1 of 3 New Police Vehicles

Improvements Accomplished from Local Gaming Revenues

City of Riverside

Assistance to Other Entities

Northland Health Care	\$ 35,000
Miles of Smiles	15,000
Transitional Housing	15,000
Platte Senior Services	20,000
American Red Cross	3,000
Synergy	7,500
Park Hill School District	23,500
MOCSA	5,000
YMCA Scholarships	3,000
Northland Childhood Hunger	2,500
Metro Chiefs Awards for Valor	2,000

Major Thoroughfare/Infrastructure

Street Maintenance Program	\$ 812,864
41st & Helena	4,500
EH Young Park Improvements	38,672
Facility Improvements	63,325

Equipment Purchases

Public Works Equipment/Vehicles	\$ 45,594
Police Equipment/Vehicles	198,523
Computer Equipment	48,131
Fire Equipment/Vehicles	68,047
Audio/Visual Equipment	22,875

Economic Development

900 Acre Commerical Park	\$ 1,048,061
--------------------------	--------------

Community Services

Ambulance Services for Residents	\$ 90,930
Transit Services for Residents	15,483
City Wide Trash Collection	112,957
Swimming Lessons	6,720
Residents Community Center Memberships	261,705
Senior Christmas Dinner	2,751
National Night Out	1,378

Total for FY 2017-2018 \$ 2,974,016

Harrah's North Kansas City

General Manager: Darren VanDover
 One Riverboat Drive
 North Kansas City, Missouri 64116
 (816) 472-7777

Date Licensed: September 22, 1994
 Gaming Space: 63,300 Square Feet
 Electronic Gaming Devices: 1,287
 Table Games: 63
 Buffet, (3) Specialty Restaurants, Coffee House
 392-Room Hotel
 Meeting Space
 Parking Garage

Total Capital Investment in Property since Company Purchase: \$450,923,462
 Total Capital Investment in Property for Fiscal Year: \$5,248,315
 Total Employee Compensation: \$36,836,501
 Real Estate/Personal Property Tax: \$3,044,559
 State Sales Tax: \$1,632,025
 State Withholding Tax on Jackpots: \$2,221,645
 Federal Withholding Tax on Jackpots: \$1,905,100
 City Lease Payments: \$2,944,002
 Charitable Donations: \$168,589
 Total Employment: 978
 Minority Employment: 387
 Female Employment: 473

City of North Kansas City

	Actual 2016-2017	Budget 2017-2018		Actual 2016-2017	Budget 2017-2018
Services			Equipment		
Public Relations			Fire Department		
Business Council	\$ 27,448	\$ -	Staff Car	\$ 31,682	\$ -
Employee Wellness Program	24,136	-	Firefighter Personal Protective Equip.	36,970	-
Regional Forensic Lab	44,500	-	Gear Extractor/Dryer	-	18,000
Total Public Relations	\$ 96,084	\$ -	Bullex Bullseyer Training System	15,595	-
Services			Mechanical CPR	29,702	-
Legal Fees	\$ 1,493	\$ 20,000	Heart Monitors (2)	-	60,000
Single Audit Costs	-	25,000	Floor Scrubbers	-	10,500
Designing/Engineering	300	25,000	Knox Box Key & Narcotics Security Boxes	-	11,000
Professional Services	19,960	185,000	KCMO Fire Dispatch Equipment	108,442	-
General Liability Insurance	16,000	20,000	Bi-Directional Radio Repeaters (3)	3,167	26,000
Administrative Costs	-	16,009	Police Department		
Parks Operational Costs	28,253	20,000	Conductive Energy Weapons - Tasers	-	20,000
Trash Hauling	258,252	-	Police Vehicles	90,762	120,000
Contingencies	4,190	200,000	Body Worn Video Cameras	45,615	-
Total Services	\$ 424,532	\$ 511,009	Trunarc Analyzer	23,415	-
Capital Outlay			Mobile License Plate Recognition	19,345	-
Land Acquisition			Camera Surveillance System	-	26,000
Demolish Purina Mill	\$ 43,039	\$ 4,000,000	Level IV Ballistic Shield	10,072	-
Hillside Acquisition	17,088	18,000	Public Works - Buildings & Grounds		
Armour Road Redevelopment Area	16,878,351	2,021,710	Zero Radius Diesel Mower (2)	-	17,500
Total Land Acquisition	\$16,938,478	\$ 6,039,710	Pickup Truck Replacement	-	30,000
Buildings			Total Equipment	\$ 414,768	\$ 339,000
Administration			Information Technology		
Parks & Recreation Center	\$ 2,562,195	\$ -	Interdepartmental		
Total Buildings	\$ 2,562,195	\$ -	Computer Upgrades/ All Departs.	\$ 15,907	\$ 25,000
Building Improvements			San Storage System	91,060	-
Fire Department			Virtual Desktop	126,965	-
Carpet for Both Stations	\$ 35,135	\$ -	Incube Upgrade	-	40,000
Smoke Alarms Both Stations	-	14,000	CIS Updates	-	60,000
Station #1 Generator	145,542	-	Replace Servers (2)	-	40,000
Exhaust Systems (Both Stations)	-	67,000	Total Information Technology	\$ 233,932	\$ 165,000
Apparatus Bay Doors (Both Stations)	121,884	-	Infrastructure		
Police Department			Administration		
Community Room AV Upgrade	47,356	-	Downtown Streetscape Improvements	\$ 59,999	\$ 60,000
Firing Range	-	11,100	Burlington Improvements Phase 1	1,374,510	-
Administration			Total Infrastructure	\$ 1,434,509	\$ 60,000
City Hall HVAC Upgrade	28,343	30,000	Partnerships		
LED Lighting Retrofit	6,460	-	River Bed Degradation Study	\$ 10,000	\$ -
City Hall Facelift (Public Bathrooms)	-	55,000	Total Partnerships	\$ 10,000	\$ -
Total Building Improvements	\$ 384,720	\$ 177,100	Interfund Transfers Out		
			Transfer to Community Center	\$ 3,279,725	\$ 240,738
			Transfer to Park Fund - Operations	55,000	94,051
			Transfer to Library	-	142,000
			Transfer to Communications Fund	167,593	64,269
			Transfer to Pension Fund	158,280	181,811
			Transfer to Water	-	7,000,000
			Total Interfund Transfers Out	\$ 3,660,598	\$ 7,722,869
			TOTAL EXPENDITURES	\$26,063,732	\$15,014,688

SOURCE: City of North Kansas City



Parks & Recreation Exterior

Parks & Recreation Interior



Improvements
 Accomplished from
 Local Gaming
 Revenues

Hollywood Casino

General Manager: Mike Jerlecki
 777 Casino Center Drive
 Maryland Heights, Missouri 63043
 (314) 770-8100

Date Licensed: March 11, 1997
 Gaming Space: 120,000 Square Feet
 Electronic Gaming Devices: 1,999
 Table Games: 82
 Buffet, (5) Specialty Restaurants, Coffee House
 502-Room Hotel
 Meeting Space
 Parking Garage

Total Capital Investment in Property since Company
 Purchase: \$100,349,327
 Total Capital Investment in Property for
 Fiscal Year: \$10,112,462
 Total Employee Compensation: \$40,156,444
 Real Estate/Personal Property Tax: \$11,554,877
 State Sales Tax: \$1,883,906
 State Withholding Tax on Jackpots: \$2,772,272
 Federal Withholding Tax on Jackpots: \$2,564,128
 Charitable Donations: \$145,836
 Total Employment: 1,093
 Minority Employment: 534
 Female Employment: 519

City of Maryland Heights

General Fund	2017	2016
Operating expenses-Police Department	\$1,750,000	\$1,700,000
Other operating costs	2,250,000	2,600,000
Total Operating Expenses	4,000,000	4,300,000
Residential trash, recycling, and yard waste services	1,907,622	1,880,072
Total General Fund	5,907,622	6,180,072

Capital Improvements	2017	2016
Street maintenance-concrete and asphalt	662,395	888,691
Fee Fee Road	628,834	113,283
Grissom Drive	47,211	148,186
Various sidewalk projects	270,350	324,914
Other street improvements	0	23,909
Creve Coeur Mill Road	65,121	0
Dorsett Road "great streets" implementation	4,875	0
Progress Parkway--city's share	71,344	41,163
Delord Ave	26,652	21,266
Adie Road-city's share	0	1,177,868
Public Works Dump Trucks	140,113	138,046
Capital project management	270,732	414,089
Total Capital Improvement Expenditures	2,187,627	3,291,415

Maryland Park Lake District Economic Development **727,834** **0**

Total expenditures of gaming funds **\$8,823,083** **\$9,471,487**

Summary of gaming taxes received and used 2016-17


Total expenditures 2016-2017	\$18,294,570
Total gaming taxes received 2016-2017	\$20,801,520
Increase in Reserves due to Gaming Taxes	\$2,506,950

SOURCE: City of Maryland Heights



Creve Coeur Mill
Road Resurfacing

Improvements
Accomplished from
Local Gaming
Revenues



Brookside Addition
Sidewalks



Fee Fee Road

Isle of Capri - Boonville

General Manager: Heather Rapp
 100 Isle of Capri Boulevard
 Boonville, MO 65233
 (660) 882-1200

Date Licensed: December 6, 2001
 Gaming Space: 28,000 Square Feet
 Electronic Gaming Devices: 894
 Table Games: 20
 Buffet, (2) Specialty Restaurants
 Meeting Space, Ballroom
 140-Room Hotel

Total Capital Investment in Property since Company Purchase: \$127,199,000
 Total Capital Investment in Property for Fiscal Year: \$2,330,000
 Total Employee Compensation: \$12,562,000
 Real Estate/Personal Property Tax: \$627,000
 State Sales Tax: \$344,000
 State Withholding Tax on Jackpots: \$855,000
 Federal Withholding Tax on Jackpots: \$1,491,000
 Charitable Donations: \$42,000
 Total Employment: 426
 Minority Employment: 78
 Female Employment: 237

City of Boonville

	<u>FY2017-18</u>		<u>FY2017-18</u>
Audit Fees	\$ 1,000	Demolitions - Dangerous Buildings	\$ 4,249
Howard County Sheriff's Department	27,000	Insurance Costs - Kemper Campus	27,800
Howard County Prosecuting Attorney	15,000	ADA Projects	5,669
New Franklin Police Department	10,000	Bull Dozer Payment	45,650
Cooper County Sheriff's Department	40,000	Skid Loader Lease (2)	18,000
Cooper County Prosecuting Attorney	27,000	Pick-Up Truck	28,562
MUSTANG Drug Task Force	20,000	Mower	18,464
City of Blackwater	1,000	Police Dept. - Equipment	10,321
City of Bunceton	1,000	Wastewater Plant Equipment Improvements	217,094
City of Pilot Grove	1,000	Land Acquisition - Parks	110,480
Soccer Project - Grading/Infrastructure	623,905	Snow Plow, Salt Spreader	14,360
Summer Recreation Program	8,182	Transfer General Funds - Operation	680,000
Baseball Field Turf Upgrade	11,711	Debt Service - COP's	888,465
City Tree Maintenance Program	10,145	IT/Computer System Upgrades	38,412
Police Cars (2)	54,381	Leaf Vacuum	6,480
Drainage Projects	23,200	Kemper Campus Various Improvements	32,355
Street Improvement Project	130,610	Various	68,220
		Total \$	3,219,715

SOURCE: City of Boonville



Bulldozer

Improvements
 Accomplished from
 Local Gaming
 Revenues



Skidloader



Street Improvements

Isle of Capri - Cape Girardeau

General Manager: Lyle Randolph
 777 North Main Street
 Cape Girardeau, MO 63701
 (573) 730-7777

Date Licensed: October 30, 2012
 Gaming Space: 38,600 Square Feet
 Electronic Gaming Devices: 870
 Table Games: 24
 Buffet, (3) Specialty Restaurants
 Meeting Event Center

Total Capital Investment in Property since Company
 Purchase: \$134,505,511
 Total Capital Investment in Property for
 Fiscal Year: \$1,705,283
 Total Employee Compensation: \$11,862,702
 Real Estate/Personal Property Tax: \$1,074,049
 State Sales Tax: \$315,089
 State Withholding Tax on Jackpots: \$587,138
 Federal Withholding Tax on Jackpots: \$897,736
 Charitable Donations: \$159,825
 Total Employment: 359
 Minority Employment: 75
 Female Employment: 163

City of Cape Girardeau

Casino Funded Projects/Programs

Project/Fund	FY 2017/18 Expenses	FY 2018/19 Allocated
City of Jackson	\$ 32,882	\$ 30,690
City of Scott City	\$ 9,900	\$ 9,858
County of Cape Girardeau	\$ 53,029	\$ 52,452
Community Garden	\$ 2,551	
Downtown Sidewalk Replacement	\$ 18,555	
Drone Project	\$ 1,501	
Fire SCBA Equipment (Grant Match)	\$ 43,337	
Fire Station/Improvements	\$ 439,716	
Greater Cape Business Park Property Purchase Payment	\$ 460,000	\$ 460,000
Improvement to Airport Control Tower		\$ 60,000
Land Purchases	\$ 51,850	
Payment to Employees Retirement Program		\$ 2,447,000
Plan Review Software and Equipment	\$ 232,903	
Police Body Cameras	\$ 38,266	
Police Station	\$ 114,000	
Public Art - Fountain Street Roundabout	\$ 1,109	
Public Safety Equipment	\$ 23,110	
Radio Interoperability	\$ 3,907,418	
Riverfront Matching Fund (Old Town Cape)	\$ 194,274	\$ 195,000
Trash Collection Vehicles Routing Software	\$ 87,318	
Trash Collection Vehicles	\$ 544,570	
Total	\$ 6,256,288	\$ 3,255,000

SOURCE: City of Cape Girardeau



Self Contained Breathing Apparatus (SCBA) Equipment for Fire Department



New Fire Station 4

Improvements
 Accomplished from
 Local Gaming
 Revenues

SCBA Equipment
 Delivered



Isle of Capri - Kansas City

General Manager: Anthony Rohrer
 1800 E. Front Street
 Kansas City, Missouri 64120
 (816) 855-7777

Date Licensed: June 6, 2000
 Gaming Space: 45,300 Square Feet
 Electronic Gaming Devices: 972
 Table Games: 13
 (3) Specialty Restaurants
 Parking Garage

Total Capital Investment in Property since Company Purchase: \$107,970,309
 Total Capital Investment in Property for Fiscal Year: \$1,808,547
 Total Employee Compensation: \$14,140,996
 Real Estate/Personal Property Tax: \$435,188
 State Sales Tax: \$315,940
 State Withholding Tax on Jackpots: \$347,162
 Federal Withholding Tax on Jackpots: \$624,328
 City Lease Payments: \$3,054,062
 Charitable Donations: \$915
 Total Employment: 285
 Minority Employment: 135
 Female Employment: 142

City of Kansas City, MO

Equipment	Actual FY 2016-17	Adopted FY 2017-18	Adopted FY 2018-19
City Fleet Replacement	\$ 3,602,334	\$ 2,461,807	\$ 2,197,630
Channel 2 TV Equipment	63,912	63,913	63,913
Smart Cities Initiative	409,811	409,812	409,812
Fire Apparatus and Ambulance	1,446,892	421,565	1,000,453
Equipment Total:	\$ 5,522,949	\$ 3,357,097	\$ 3,671,808
Public Facilities			
Tree Trimming	\$ 1,316,101	\$ 1,018,603	\$ -
City Market Debt Service	412,088	412,908	412,564
Public Garages Debt Service	3,556,819	3,636,517	4,664,038
Tow Lot Debt Service	1,404,992	1,417,809	1,397,385
HOK Sport Garage Debt	0	587,090	595,000
Kauffman Performing Arts Center Garage Debt Service	149,964	1,601,913	1,584,222
Subtotal:	\$ 6,839,963	\$ 8,674,840	\$ 8,653,209
Economic Development			
Columbus Park Debt Service	\$ 475,496	\$ 468,063	\$ 74,983
Subtotal:	\$ 475,496	\$ 468,063	\$ 74,983
Capital Maintenance Total:	\$ 7,315,459	\$ 9,142,903	\$ 8,728,192
Total Gaming Funds Allocated:	\$ 12,838,408	\$ 12,500,000	\$ 12,400,000

SOURCE: City of Kansas City



New Fleet Vehicle

Fire Apparatus



Improvements
 Accomplished from
 Local Gaming
 Revenues

Wolf Parking
 Garage



Lady Luck Casino Caruthersville

General Manager: Denny Callen
 777 E. 3rd Street
 Caruthersville, Missouri 63830
 (573) 333-1000

Date Licensed: April 27, 1995
 Gaming Space: 21,400 Square Feet
 Electronic Gaming Devices: 513
 Table Games: 9
 (1) Specialty Restaurant
 RV Park

Total Capital Investment in Property since Company
 Purchase: \$62,271,887

Total Capital Investment in Property for
 Fiscal Year: \$1,211,106

Total Employee Compensation: \$6,897,228
 Real Estate/Personal Property Tax: \$329,365
 State Sales Tax: \$119,245
 State Withholding Tax on Jackpots: \$179,894
 Federal Withholding Tax on Jackpots: \$215,014
 Charitable Donations: \$11,293

Total Employment: 207
 Minority Employment: 67
 Female Employment: 111

City of Caruthersville

GAMING REVENUE EXPENDITURES	15-16 ACTUAL	16-17 ACTUAL	17-18 ACTUAL	18-19 BUDGET
Water/ Wastewater Improvement				
Cupples Roof			\$ 15,400.00	
Marlar Loop			\$ 173,498.75	
Magnolia Project	\$ 23,000.00			
Plant Upgrades	\$ 36,015.00	\$ 63,322.04		
10th St. Sewer Project	\$ 23,900.00			
Lincoln Sewer Project	\$ 39,200.00			
Drain Cleaning/Flushing	\$ 43,895.00			
Rotors	\$ 46,200.00	\$ 50,000.00		
East 7th St. Drainage/Maple			\$ 147,415.50	\$ 125,955.00
West 19th Drainage			\$ 139,139.00	\$ 125,000.00
9th and Belle Drainage				\$ 17,035.00
Clairifier Repair				\$ 45,000.00
Catwalk/Waste Water				\$ 10,000.00
E 19th Repair			\$ 33,220.00	\$ 38,950.00
E 20th Repair				\$ 25,000.00
Street Improvements				
Miscellaneous Street Improvements	\$ 133,760.00	\$ 201,790.00	\$ 284,497.20	\$ 415,502.80
Dump Truck		\$ 54,897.07		
Tractor	\$ 6,341.35			
Snowplow	\$ 20,772.89			
Backhoe	\$ 88,871.00			
John Deere Excavator Lease/3yr			\$ 3,367.84	\$ 60,888.60
Parking Lot Sealer				\$ 12,000.00
Public Safety				
Fire Hydrants			\$ 6,000.00	\$ 7,500.00
Additional Police Officers	\$ 65,000.00	\$ 133,760.00		
Police Computer Software	\$ 7,200.00	\$ 7,000.00		
Police Cars/Equipment	\$ 38,007.00	\$ 34,000.00		
Fire Tanker Truck				
Safety Glass/City Hall		\$ 30,000.00		
Safety Glass/City Buildings				
Fire Helments/Equipment	\$ 12,273.93	\$ 13,000.00	\$ 22,400.00	\$ 21,062.00
Signage/Storm Shelter				\$ 6,756.50
Other Infrastructure				
Sidewalks		\$ 35,000.00	\$ 2,730.00	\$ 13,000.00
Medic One HVAC			\$ 4,072.00	
Riverfront Development		\$ 16,840.00		
Armory Roof	\$ 4,014.00			
Administration software/equipment		\$ 4,025.00		
Economic Development		\$ 35,000.00	\$ 23,927.21	
Library HVAC			21,410.57	
Airport Improvements	\$ 17,045.21			
Cupples Building/Three Rivers College	\$ 24,000.00	\$ 45,000.00		
Park Equipment		\$ 15,000.00		
Recreation Roof	\$ 34,673.57		31,600.00	
Emergency Management			\$ 4,378.80	\$ 4,500.00
TOTAL	\$ 664,168.95	\$ 738,634.11	\$ 908,678.07	\$ 923,649.90

SOURCE: City of Caruthersville




Storm Shelter at West Side Elementary School

Improvements
 Accomplished from
 Local Gaming
 Revenues



Air Packs for the Fire Department

Street Improvements on Walker Avenue



Lumière Place

General Manager: Brian Marsh
 999 N. Second Street
 St. Louis, MO 63102
 (314) 881-7777

Date Licensed: December 19, 2007
 Gaming Space: 75,000 Square Feet
 Electronic Gaming Devices: 1,505
 Table Games: 58
 Buffet, (4) Specialty Restaurants
 Meeting Space, Ballroom
 294-Room Hotel
 Parking Garage

Total Capital Investment in Property since Company Purchase: \$295,793,007
 Total Capital Investment in Property for Fiscal Year: \$6,796,099
 Total Employee Compensation: \$31,602,672
 Real Estate/Personal Property Tax: \$7,789,434
 State Sales Tax: \$996,547
 State Withholding Tax on Jackpots: \$1,753,572
 Federal Withholding Tax on Jackpots: \$1,248,896
 Charitable Donations: \$79,697
 Total Employment: 851
 Minority Employment: 554
 Female Employment: 411

City of St. Louis

Sources of Gaming Revenue:

Local Portion of AGR Tax - 2.1%: Allocated to support police patrols, fire marine unit supplies and conduct public safety related capital improvements on the riverfront

Local Portion of Admission Fee - \$1.00: Allocated primarily to the City's Capital Fund. These funds are budgeted each year for items such as arterial street paving, bridge repair, rolling stock replacement, public building improvements, development efforts, etc..

	FY15	FY16	FY17	FY18	FY19b
Public Safety					
Police Patrols	\$ 2,800,000	\$ 2,800,000	\$ 2,700,000	\$ 4,000,000	\$ 3,400,000
Fire Department Marine Unit Supplies	\$ 24,999	\$ 19,716	\$ 3,053	\$ 27,695	\$ 25,000
Subtotal	\$ 2,824,999	\$ 2,819,716	\$ 2,703,053	\$ 4,027,695	\$ 3,425,000
Capital Improvements					
Capital Fund Contribution	\$ 2,500,000	\$ 4,390,000	\$ 4,400,000	\$ 3,300,000	\$ 4,000,000
Subtotal	\$ 2,500,000	\$ 4,390,000	\$ 4,400,000	\$ 3,300,000	\$ 4,000,000
Total	\$ 5,324,999	\$ 7,209,716	\$ 7,103,053	\$ 7,327,695	\$ 7,425,000

SOURCE: City of St. Louis



Carnahan Courthouse Chiller Project

Improvements
 Accomplished from
 Local Gaming
 Revenues

Broadway Chestnut Signal Controls



River City Casino

General Manager: Chris Plant
 777 River City Casino Blvd.
 St. Louis, MO 63125
 (314) 388-7502

Date Licensed: March 1, 2010
 Gaming Space: 90,000 Square Feet
 Electronic Gaming Devices: 1,916
 Table Games: 54
 Buffet, (6) Specialty Restaurants
 200-Room Hotel
 Parking Garage
 Meeting Space

Total Capital Investment in Property since Company Purchase: \$483,392,971
 Total Capital Investment in Property for Fiscal Year: \$1,751,606
 Total Employee Compensation: \$37,638,987
 Real Estate/Personal Property Tax: \$9,315,547
 State Sales Tax: \$1,856,543
 State Withholding Tax on Jackpots: \$2,558,558
 Federal Withholding Tax on Jackpots: \$2,636,619
 City Lease Payments: \$5,643,013
 Charitable Donations: \$66,138
 Total Employment: 1,027
 Minority Employment: 516
 Female Employment: 465

St. Louis County

Revenues:	
Admission Tax	\$ 5,319,815
Gaming Tax	\$ 4,681,533
Total	\$ 10,001,348

Expenditures:

Police Crime Laboratory / 911 Call Center (reflects debt service expenditures made between 7/1/17 and 6/30/18)	\$ 834,246	The County leveraged casino revenues to issue \$11.6 million in bonds in 2010 for the purpose of constructing a new police crime laboratory and equipping the County's 911 call center. The new lab provides adequate work space and allows employees to process evidence more efficiently. Casino revenues also helped to fund additional employees which will improve case turnaround time. The crime laboratory will help the Police Department with future accreditation and will help provide the St. Louis region with high quality, state of the art investigation services to help us prevent as well as react to crime in our community.
--	------------	---

Business Incubator Center (reflects debt service expenditures made between 7/1/17 and 6/30/18)	\$ 560,880	The County leveraged casino revenues to issue \$7.1 million in bonds in 2010 for the purpose of renovating and improving existing business incubator facilities and acquiring and renovating new business incubator facilities. These facilities provide affordable office and warehouse space and support services to new and growing businesses in a variety of disciplines including information technology, research, transportation and distribution, and professional services.
--	------------	---

General public safety costs	\$ 3,847,287
General government costs	\$ 4,758,935
Total	\$ 10,001,348

SOURCE: St. Louis County

Proposed Maryland Heights Multi



Green Streets Natural Bridge

Improvements Accomplished from Local Gaming Revenues

St. Louis County Port Authority Community Reinvestment Fund

(Lease revenue committed 7/1/17 through 6/30/18)

Grants Awarded

Afton Athletic Association	\$75,000
NCADA	\$21,368
UAW-Labor Employment and Training Corporation	\$84,700
Great Streets Natural Bridge	\$260,000
University City Chamber of Commerce	\$10,000
Creve Coeur Soccer Complex	\$76,518
Heartland St. Louis Black Chamber of Commerce	\$50,000
City of Maryland Heights Multi-Purpose Facility	\$2,000,000
Property Acquisition	\$3,400,000

TOTAL FUNDS COMMITTED \$5,977,586

SOURCE: St. Louis County

Mark Twain Casino

General Manager: Luke Keller
 104 Pierce Street
 LaGrange, Missouri 63448
 (573) 655-4770

Date Licensed: February 1, 2005
 Gaming Space: 18,000 Square Feet
 Electronic Gaming Devices: 434
 Table Games: 12
 (2) Specialty Restaurants
 RV Park
 Banquet Room

Total Capital Investment in Property since Company Purchase: \$32,629,604
 Total Capital Investment in Property for Fiscal Year: \$1,829,782
 Total Employee Compensation: \$5,821,984
 Real Estate/Personal Property Tax: \$215,456
 State Sales Tax: \$82,456
 State Withholding Tax on Jackpots: \$233,588
 Federal Withholding Tax on Jackpots: \$485,073
 Charitable Donations: \$31,567
 Total Employment: 192
 Minority Employment: 22
 Female Employment: 139

City of LaGrange

<u>Department</u>	<u>2017/2018 Actual</u>
<u>Parks/Recreation</u>	
Park Equipment	\$ 25,000.00
Generator	\$ 31,869.00
<u>Streets</u>	
Road Maintenance/Street Safety	\$ 80,000.00
Sidewalks	\$ 15,000.00
Dump Truck/Mini Track Hoe	\$ 98,000.00
<u>Water</u>	
New Water Lines	\$ 40,000.00
Equipment	\$ 6,000.00
Water Main Extension Main Street	\$ 105,000.00
<u>Wastewater</u>	
Sewer Lining Project	\$ 145,000.00
Equipment	\$ 5,000.00
<u>Public Safety - Police & Fire</u>	
Police Equipment/Car Cameras	\$ 7,500.00
Fire Equipment/Gas Detector/Dryer	\$ 34,969.00
Thermal Camera, Pass Devices	
Total	\$ 593,338.00

Source: City of LaGrange



2008 Volvo Dump Truck



John Deere 26G Mini Excavator



Generator

Improvements
 Accomplished from
 Local Gaming
 Revenues

St. Jo Frontier Casino

General Manager: Michael Tamburelli
 777 Winners Circle
 St. Joseph, Missouri 64505
 (816) 279-5514


Date Licensed: February 1, 2005
 Gaming Space: 18,000 Square Feet
 Electronic Gaming Devices: 441
 Table Games: 10
 Buffet, (1) Specialty Restaurant
 Meeting Space

Total Capital Investment in Property since Company
 Purchase: \$45,615,830
 Total Capital Investment in Property for
 Fiscal Year: \$1,421,317
 Total Employee Compensation: \$6,061,823
 Real Estate/Personal Property Tax: \$203,302
 State Sales Tax: \$147,910
 State Withholding Tax on Jackpots: \$218,240
 Federal Withholding Tax on Jackpots: \$460,807
 Charitable Donations: \$20,381
 Total Employment: 172
 Minority Employment: 16
 Female Employment: 94

City of St. Joseph

Category	Actual FY2016/17	Projected FY2017/18
City Sponsored Festivals / Celebrations	\$ 67,545	\$ 74,810
Downtown Development & Revitalization		
Downtown Partnership Contract	26,000	28,000
Prof Services-City initiated Downtown TIF project	0	5,000
Allied Arts Contribution	30,000	30,000
Infrastructure		
Stormwater Grant	0	50,000
Projects for Better Historic Preservation & Property Maintenance Activity	258,881	200,000
Economic Development		
Professional Services - Outside Legal Issues	88,279	120,000
C of C - Economic Development Contract	189,000	189,000
C of C - Marketing & Economic Development Project	15,000	15,000
Community Alliance Partnership	20,595	21,000
Innovation Stockyards	25,000	25,000
MO-KAN	25,000	25,000
Digital Sandbox Program		25,000
Capital Projects		
Mo Theater Sound Improvements	0	100,000
Other		
Public Awareness/Education	44,659	50,000
City's Rosecrans Airport-Operations Support	60,000	60,000
City's Parking Maintenance-Operations Support	6,500	6,500
City's Nature Center-Operations Support	50,000	45,000
MoDOT lease agreement riverfront park	0	1,600
State Legislative Lobbyist	9,900	8,560
Total Expenditures	\$ 916,359	\$ 1,079,470

SOURCE: City of St. Joseph



Improvements
 Accomplished from
 Local Gaming
 Revenues

Buchanan County

	2016 ACTUAL EXPENDITURES	2017 ACTUAL EXPENDITURES	2018 BUDGET
APPROPRIATIONS:			
Health and Welfare			
Social Welfare Board	288,591.96	291,007.80	291,000.00
Health Department	71,452.27	72,316.44	74,000.00
Public Services			
Extension Council	99,549.96	95,379.09	91,200.00
Soil & Water Conserv.	0.00	5,000.00	5,000.00
General Accounts			
Public Defender Lease	3,300.00	0.00	0.00
Tower Expenses	277,445.76	322,773.52	340,000.00
Professional Services	118,490.39	70,083.02	90,000.00
Community Support	149,644.00	0.00	0.00
Reserve	34.59	8,387.10	186,372.98
TOTAL	1,008,508.93	864,946.97	1,077,572.98

SOURCE: Buchanan County

Fiscal Year 2018 Project Summary

CASINO / LOCATION	LOCATION / LOCATION DATE	ADMISSIONS	ADMISSIONS (a)	ADMISSIONS FEES (a)	ADJUSTED GROSS RECEIPTS	GAMING TAX (b)	ESTIMATED CAPITAL INVESTMENT*	EMPLOYEES	TABLE GAMES	SLOT MACHINES	GAMING SPACE (SQ FT)	ADMISSION FEES PERCENTAGE OF STATE TOTAL	GAMING TAX PERCENTAGE OF STATE TOTAL	Total Employee Compensation	Real Estate Property Tax	State Sales Tax	Charitable Donations	City Lease Payments	Minority Employees	Minority Salaried Positions	Female Employment	Female Salaried Employees
Ameristar Casino St. Charles	27-May-94	5,532,963	\$ 11,065,926	\$ 11,065,926	\$ 284,642,589	\$ 55,574,944	\$ 462,523,760	1,506	79	2,342	130,000	13.92%	15.16%	\$ 48,183,644	\$ 7,348,245	\$ 3,244,306	\$ 51,192	\$ -	617	41	704	92
Argosy Riverside Casino	22-Jun-94	3,278,256	\$ 6,556,512	\$ 6,556,512	\$ 165,621,032	\$ 34,780,417	\$ 83,573,648	757	41	1,466	62,000	8.25%	9.49%	\$ 31,481,701	\$ 2,784,497	\$ 1,117,625	\$ 137,972	\$ 4,576,653	314	20	389	31
St. Jo Frontier Casino	24-Jun-94	1,013,313	\$ 2,026,626	\$ 2,026,626	\$ 42,955,167	\$ 9,020,585	\$ 45,615,830	172	10	441	18,000	2.55%	2.46%	\$ 6,061,823	\$ 203,302	\$ 147,910	\$ 20,381	\$ -	16	1	94	8
Herrin's North Kansas City	22-Sep-94	3,561,236	\$ 7,122,472	\$ 7,122,472	\$ 174,180,001	\$ 36,577,800	\$ 450,925,462	978	63	1,287	63,300	8.96%	9.98%	\$ 36,936,501	\$ 3,044,359	\$ 1,632,025	\$ 168,889	\$ 2,944,002	387	24	473	57
Lady Luck - Caruthersville	27-Apr-95	808,621	\$ 1,617,242	\$ 1,617,242	\$ 37,283,555	\$ 7,829,546	\$ 62,271,887	207	9	513	21,400	2.03%	2.14%	\$ 6,897,228	\$ 329,865	\$ 119,245	\$ 11,393	\$ -	67	9	111	17
Isle of Capri - Kansas City	18-Oct-96	1,970,432	\$ 3,940,864	\$ 3,940,864	\$ 70,182,326	\$ 14,738,289	\$ 107,970,309	285	13	972	45,300	4.96%	4.02%	\$ 14,140,896	\$ 435,188	\$ 315,940	\$ 915	\$ 3,054,062	135	10	142	24
Ameristar Casino Kansas City	16-Jun-97	4,530,625	\$ 9,061,250	\$ 9,061,250	\$ 191,530,305	\$ 40,221,490	\$ 473,125,064	971	76	2,103	140,000	11.39%	10.97%	\$ 31,354,140	\$ 4,226,591	\$ 2,163,574	\$ 21,978	\$ 140,000	418	31	424	61
Hollywood Maryland Heights	11-Mar-97	5,292,870	\$ 10,585,740	\$ 10,585,740	\$ 235,114,696	\$ 49,584,086	\$ 100,349,327	1,093	82	1,989	120,000	13.31%	13.53%	\$ 40,156,444	\$ 11,554,877	\$ 1,883,906	\$ 145,636	\$ -	534	13	519	26
Isle of Capri - Boonville	09-Dec-01	1,648,129	\$ 3,296,258	\$ 3,296,258	\$ 80,190,022	\$ 16,838,905	\$ 127,199,000	426	20	894	28,000	4.15%	4.59%	\$ 12,582,000	\$ 627,000	\$ 344,000	\$ 42,000	\$ -	78	7	237	36
Mark Twain Casino	25-Jul-01	704,501	\$ 1,409,002	\$ 1,409,002	\$ 33,588,861	\$ 7,053,661	\$ 32,629,604	192	12	434	18,000	1.77%	1.92%	\$ 5,821,964	\$ 215,156	\$ 82,456	\$ 31,367	\$ -	22	4	139	22
Lumiere Place	19-Dec-07	4,382,038	\$ 8,764,076	\$ 8,764,076	\$ 158,933,049	\$ 33,885,940	\$ 257,793,007	851	58	1,505	75,000	11.02%	9.16%	\$ 31,602,672	\$ 7,789,434	\$ 896,547	\$ 79,697	\$ -	554	74	411	66
River City Casino	01-Mar-10	5,306,507	\$ 10,613,014	\$ 10,613,014	\$ 224,378,305	\$ 47,119,444	\$ 483,392,971	1,027	54	1,916	90,000	13.35%	12.85%	\$ 37,638,897	\$ 9,315,547	\$ 1,856,543	\$ 66,138	\$ 5,843,013	516	47	465	71
Isle of Capri - Cape Girardeau	30-Oct-12	1,728,359	\$ 3,456,718	\$ 3,456,718	\$ 65,040,475	\$ 13,658,500	\$ 134,505,511	359	24	870	38,600	4.35%	3.73%	\$ 11,882,702	\$ 1,074,049	\$ 315,089	\$ 159,825	\$ -	75	1	163	15
GRAND TOTALS		39,760,230	\$ 79,520,500	\$ 79,520,500	\$ 1,745,640,984	\$ 386,584,607	\$ 3,239,873,380	8,824	541	16,742	849,600	100%	100%	\$ 314,600,822	\$ 48,946,110	\$ 14,215,166	\$ 937,383	\$ 16,387,730	3,733	282	4,271	526

* Figures reflect the current property investments since company purchase as reported to MGC

(a) 50% of Admission Fees go to the State, with the remaining 50% to the Local Home Dock.

(b) 90% of Gaming Taxes go to the State, with the remaining 10% to the Local Home Dock.

The figures published in this report are subject to adjustment.

