



# Missouri Gaming Commission

Annual Report to the General Assembly

Fiscal Year 2019





The Missouri Gaming Commission  
will regulate charitable and commercial  
gaming in a manner which promotes a positive  
impact on the State and ensures the integrity of the industry.

MGC Mission Statement

Visit Us At:

<http://www.mgc.dps.mo.gov>

<http://www.showmegaming.com>

# Table of Contents

Message from the Executive Director .....	4
Commissioners .....	6
Money to Worthy Causes .....	8
Gaming Taxes & Admissions .....	9
Economic Impact .....	10
Report on Competitiveness .....	11
Fiscal Year 2019 Project Summary .....	12
Fund Balance Report .....	13
<b>FY 2019 Operation Results</b>	
Ameristar Casino Kansas City .....	14
Ameristar Casino St. Charles .....	15
Argosy Riverside Casino.....	16
Harrah's North Kansas City .....	17
Hollywood Casino .....	18
Isle of Capri – Boonville.....	19
Isle of Capri – Cape Girardeau .....	20
Isle of Capri – Kansas City.....	21
Lady Luck Casino Caruthersville .....	22
Lumière Place.....	23
Mark Twain Casino.....	24
River City Casino .....	25
St. Jo Frontier Casino .....	26
Charitable Gaming.....	27
Fantasy Sports.....	28
Enforcement .....	29

# Message from the Executive Director



FY 2019 brought several changes for the Missouri Gaming Commission and the casino industry in Missouri. One of the changes at MGC is personal for me, as I was selected mid-year as the next executive director to lead the daily operations of the commission. I am enthusiastically engaged in my new role and looking at how we can continually improve to ensure the best service to the citizens of Missouri. Our annual report that follows features information on the regulatory efforts of the Missouri Gaming Commission and includes specifics related to our primary mission of regulating riverboat casino gambling, charitable bingo, and fantasy sports contests.

In August, the commission approved Penn National Gaming's purchase of the River City Casino in St. Louis from Pinnacle Entertainment, boosting the number of Penn's casinos in the state to three. As a part of the same transaction, the commission approved Boyd Gaming's purchase of Ameristar Casinos in St. Charles and Kansas City from Pinnacle. In September, the commission approved Eldorado Resorts' purchase of Lumiere Place Casino and Hotel in downtown St. Louis from Tropicana Entertainment, raising their casino ownership to five properties in Missouri. Although we are capped by statute at 13 casino licenses, pending ownership changes look to increase the number of casino operators from five to six once these purchases are finalized.

In November of FY 2019, voters approved changes in Bingo laws to allow new members of a charitable organization to work bingo games after six months of membership as opposed to two years under the previous version of the law. We are hopeful this change will facilitate operations for those charitable organizations and help them thrive.

This past legislative session was abuzz with gaming related bills and this summer the Special Interim Committee on Gaming was assembled by the House of Representatives with Representative Dan Shaul as the Chairman. Other members include Representatives Dan Houx (Vice Chairman), LaKeySha Bosley, Dirk Deaton, Wes Rogers, Robert Ross, and Jeff Shawan. On August 22, 2019, I testified before the committee on the status of gaming in Missouri. Four more hearings are scheduled with the goal of fact-finding to determine what if any legislative actions are necessary to ensure the proper regulation of all facets of gaming in the state.

MGC has also been providing technical support and legal advice to prosecuting attorneys and law enforcement agencies regarding the enforcement of illegal gambling statutes in the state involving illegal slot machines. The MGC website features a link which allows the reporting of illegal gambling and those reports are referred to law enforcement agencies for investigation. Our electronic gaming device specialists have examined machines for law enforcement, tendered reports for use by prosecutors in enforcing the illegal gambling laws, and are scheduled to provide expert testimony at any criminal proceedings. Several pieces of legislation were introduced last session to add more emphasis to policing these illegal gaming devices, but none passed. Given the establishment of the new Special Interim Committee on Gaming we anticipate more activity in the year ahead.

The staff at MGC embraced Executive Order 17-03 following the directive that Missouri citizens and businesses (our casinos) "deserve efficient, effective, and necessary regulations" and strive to avoid regulations that will "reduce jobs, stifle entrepreneurship, limit innovation, or impose costs far in excess of their benefits." As of


this writing, we have eliminated more than 120 and partially rescinded more than 50 rules and are working diligently to continuously review and eliminate any additional excessive and obsolete rules while at the same time executing our regulatory responsibilities in “a manner which promotes a positive impact on the State and ensures the integrity of the industry.” (MGC Mission Statement)

Looking into the crystal ball at the year ahead, the Missouri Gaming Commission anticipates changes in licensing which would make us more efficient and effective by making Level II license processing available multiple days a week as opposed to just once a week and using technology to facilitate more efficient and speedy background investigations. We are also preparing to respond to more inquiries from the legislature regarding possible changes to gaming statutes, such as the legalization of sports wagering and other gaming methods.

As the seventh executive director in MGC history, I look forward to continuing the strong regulatory efforts of this great agency and, at the same time, leading change to ensure the agency is adapting to current trends and conditions in the industry and making full use of technological advances. The past 25 years have been groundbreaking, and I’m looking forward to bringing my 41 years of experience in the law enforcement and regulatory environment to MGC and leading the staff in carrying the torch to new levels of operational excellence.

# Commissioners

## **Brian Jamison, *Chairman***



Brian Jamison (Columbia) is the manager of the Post Consumer Plastics Division of St. Joseph Plastics. Mr. Jamison has served as an appointed member of the Missouri Board of Probation and Parole from 2008 to 2013. Previously, he was deputy director of the Missouri Department of Public Safety for three years, and a Missouri State Highway Patrol trooper for 14 years. Mr. Jamison is married with two children and five grandchildren. He serves on the board of The Crossing in Columbia, Missouri.

## **Thomas Neer, *Vice Chairman***



Thomas Neer (Defiance) served as the sheriff of St. Charles County from 2005 to 2014. A native of St. Charles, he joined the sheriff's department as a deputy in 1974, working his way through the ranks as a sergeant, lieutenant and captain before being elected sheriff. Neer's experience includes professional law enforcement training on the local, state and federal level. He received the Medal of Valor, Meritorious Service Medal, Optimist Club Officer of the Year and numerous other awards and commendations. Mr. Neer has served on many boards and task forces, and proposed the voter approved St. Charles County Police Department. Tom Neer attended William Jewell College, Southeast Missouri State University, and is a graduate of the FBI National Academy. Mr. Neer is married with one son, and one grandson.

## **Richard F. Lombardo**



Richard F. Lombardo (Kansas City) is one of the founding partners of the Shaffer Lombardo Shurin law firm in Kansas City. Over the 34 years that he has practiced law, Mr. Lombardo has practiced in the areas of business litigation, professional liability, insurance litigation, products liability, and personal injury. He began his career as an assistant prosecuting attorney in Jackson County, Missouri. Mr. Lombardo is a graduate of the University of Kansas and the University of Missouri Kansas City School of Law. In 2008, Mr. Lombardo was inducted into the American College of Trial Lawyers. Mr. Lombardo is married and has two sons.

## Daniel P. Finney III



Daniel P. Finney III (St. Louis) is the sole member of the Law office of Daniel P. Finney III in St. Louis. Mr. Finney's law practice focuses on the representation of individuals and businesses in litigation involving claims of professional malpractice, personal injury, wrongful death, breach of contract, and employment disputes. Mr. Finney is a former assistant circuit attorney in the City of St. Louis, where he prosecuted felony guns and drug cases. Mr. Finney has over 12 years of experience representing clients in Missouri and Illinois State Courts, the Court of Appeals for the Eastern District of Missouri, the U.S. District Court for the Eastern District of Missouri, and the U.S. Court of Appeals for the 8th Circuit. Mr. Finney is a native of St. Louis and a graduate of St. Louis University School of Law. Mr. Finney serves as a charter board member of Birdies 4 Bipolar. He and his wife have two children.

## Brandon Boulware



Brandon J.B. Boulware (Kansas City) is a partner at Boulware Law LLC in Kansas City. Mr. Boulware represents individuals and corporations – as both plaintiffs and defendants – in business disputes and personal injury matters across the country. Mr. Boulware has over 15 years of litigation experience in state and federal courts, starting his legal career as a clerk for the Chief Justice of the Missouri Supreme Court. He is a graduate of the University of Missouri-Columbia and American University-Washington College of Law. Mr. Boulware is a trustee of the St. Paul's Episcopal Day School. He and his wife have four children.

# Money to Worthy Causes

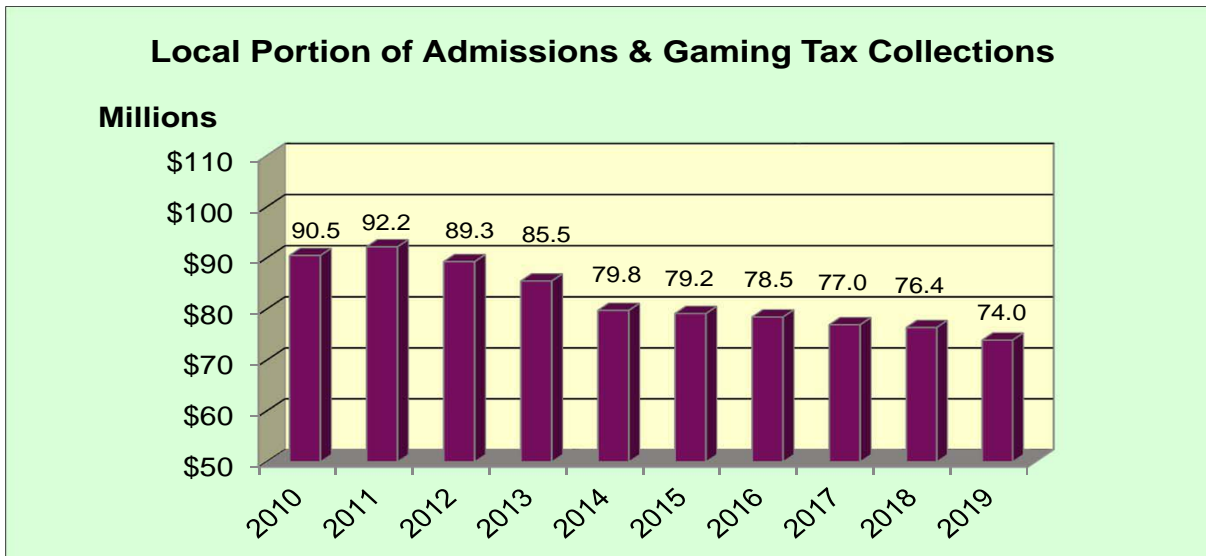
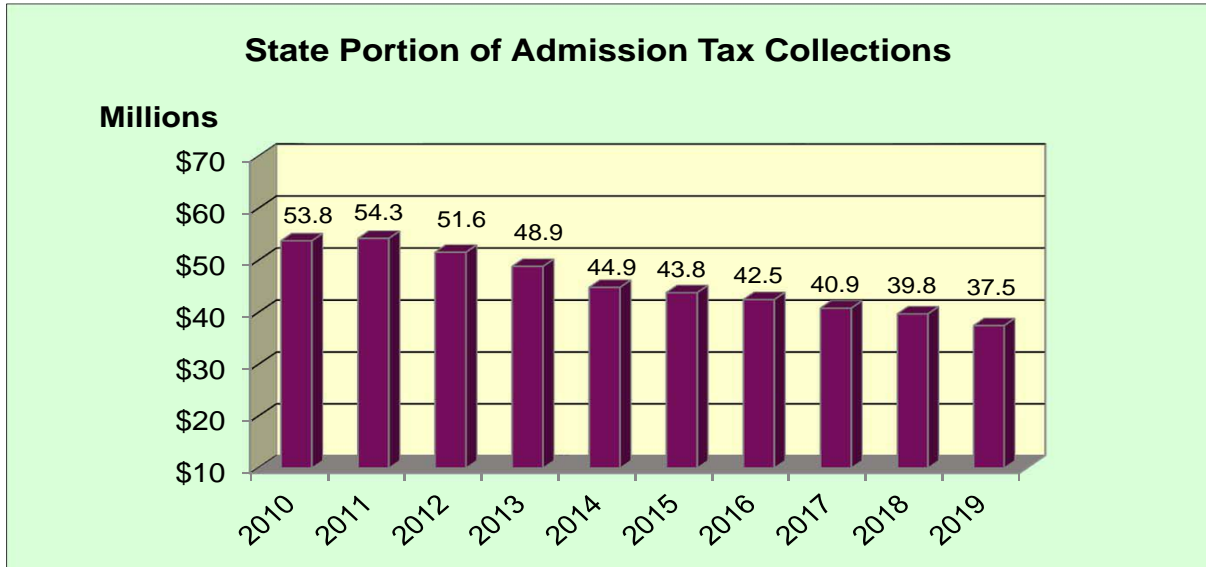
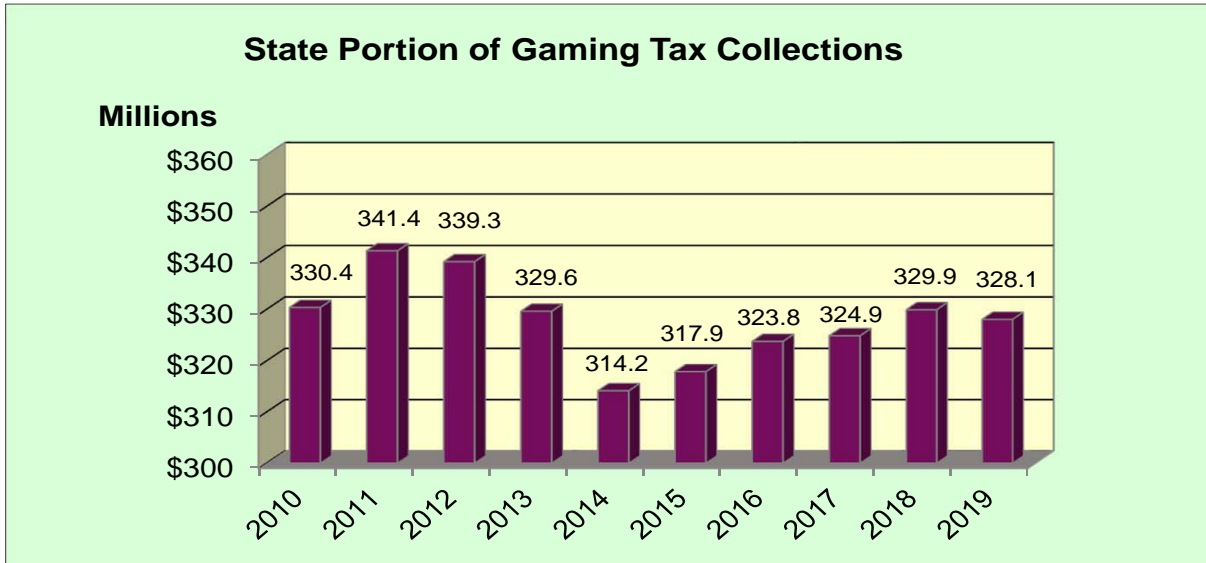
			
<b>Veterans Commission Capital Improvement Trust Fund</b>	<b>Missouri National Guard Trust Fund</b>	<b>MO College Guarantee/Access Missouri Financial Assistance Fund</b>	<b>Compulsive Gamblers Fund</b>
\$18,578,239.98	\$4,000,000.00	\$5,000,000.00	\$115,000.00

Missouri Gaming Commission Summary of Fund Transfers from Gaming Commission Fund						
Fiscal Year of Transfer	Veterans Commission Capital Improvement Trust Fund	Missouri National Guard Trust Fund	Mo College Guarantee / Access Missouri Financial Assistance Fund	Early Childhood Development, Education and Care Fund	Compulsive Gamblers Fund	Totals
FY 1994/1995	\$8,408,536.13					\$8,408,536.13
FY 1996	\$23,487,182.59					\$23,487,182.59
FY 1997	\$30,388,830.54					\$30,388,830.54
FY 1998	\$35,905,493.46					\$35,905,493.46
FY 1999	\$3,000,000.00	\$3,000,000.00	\$4,500,000.00	\$30,237,763.51		\$40,737,763.51
FY 2000	\$3,000,000.00	\$3,000,000.00	\$4,500,000.00	\$34,217,803.75		\$44,717,803.75
FY 2001	\$3,000,000.00	\$3,000,000.00	\$4,500,000.00	\$30,691,290.20	\$46,612.00	\$41,237,902.20
FY 2002	\$3,000,000.00	\$3,000,000.00	\$4,500,000.00	\$31,266,433.92	\$398,074.00	\$42,164,507.92
FY 2003	\$3,000,000.00	\$3,000,000.00	\$4,500,000.00	\$33,947,613.45	\$489,850.00	\$44,937,463.45
FY 2004	\$6,000,000.00	\$4,000,000.00	\$5,000,000.00	\$30,320,589.96	\$489,850.00	\$45,810,439.96
FY 2005	\$6,000,000.00	\$4,000,000.00	\$5,000,000.00	\$30,969,773.54	\$489,850.00	\$46,459,623.54
FY 2006	\$6,000,000.00	\$4,000,000.00	\$5,000,000.00	\$31,449,559.64	\$143,668.48	\$46,593,228.12
FY 2007	\$6,000,000.00	\$4,000,000.00	\$5,000,000.00	\$27,513,142.50	\$296,081.66	\$42,809,224.16
FY 2008	\$6,000,000.00	\$4,000,000.00	\$5,000,000.00	\$26,158,125.21	\$504,438.31	\$41,662,563.52
FY 2009	\$6,000,000.00	\$4,000,000.00	\$5,000,000.00	\$30,146,510.30	\$522,323.49	\$45,668,833.79
FY 2010	\$6,000,000.00	\$4,000,000.00	\$5,000,000.00	\$30,187,344.07	\$449,829.88	\$45,637,173.95
FY 2011	\$6,600,000.00	\$4,000,000.00	\$5,000,000.00	\$30,602,202.47	\$297,683.81	\$46,499,886.28
FY 2012	\$6,000,000.00	\$4,000,000.00	\$5,000,000.00	\$28,167,184.85	\$70,000.00	\$43,237,184.85
FY 2013	\$30,492,690.60	\$4,000,000.00	\$5,000,000.00		\$150,000.00	\$39,642,690.60
FY 2014	\$26,837,608.59	\$4,000,000.00	\$5,000,000.00		\$150,000.00	\$35,987,608.59
FY 2015	\$26,806,819.71	\$4,000,000.00	\$5,000,000.00		\$80,000.00	\$35,886,819.71
FY 2016	\$26,302,995.44	\$4,000,000.00	\$5,000,000.00		\$150,000.00	\$35,452,995.44
FY 2017	\$23,965,570.07	\$4,000,000.00	\$5,000,000.00		\$100,000.00	\$33,065,570.07
FY 2018	\$21,990,766.73	\$4,000,000.00	\$5,000,000.00		\$100,000.00	\$31,090,766.73
FY 2019	\$18,578,239.98	\$4,000,000.00	\$5,000,000.00		\$115,000.00	\$27,693,239.98
<b>Totals</b>	<b>\$342,764,733.84</b>	<b>\$79,000,000.00</b>	<b>\$102,500,000.00</b>	<b>\$425,875,337.37</b>	<b>\$5,043,261.63</b>	<b>\$955,183,332.84</b>

**Note:** In FY 2013, the 96th Missouri General Assembly passed House Bill 1731, which made major changes to the distribution of net proceeds (transfers) from the Gaming Fund. The bill removed the Early Childhood Development, Education and Care Fund from the distribution formula, changed the order of distribution of the remaining funds in the formula and established that all remaining net proceeds be transferred to the Veterans Commission Capital Improvement Trust Fund.



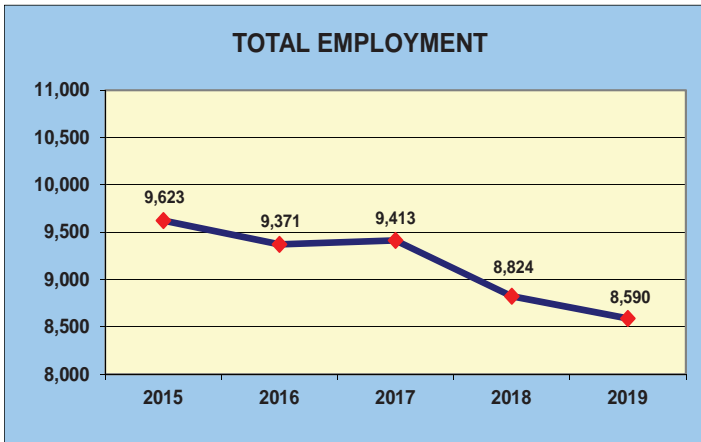
# Gaming Taxes & Admissions



# Economic Impact

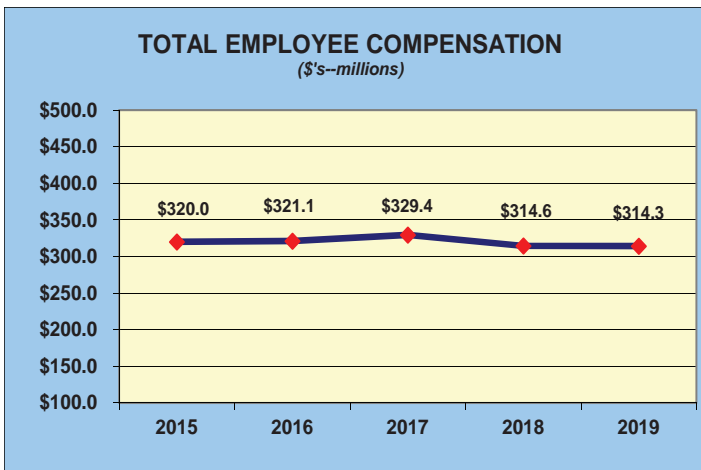
In FY 2019, Missouri casinos:

- Employed **8,590** people
- Paid Wages of **\$314.3 million**
- Contributed **\$364.5 million** in direct gaming taxes to state and local home-dock governments
- Contributed **\$75 million** in total state admission fees to special state funds and home-dock governments
- Earned **\$1.735 billion** in gross gaming revenue
- Paid total real estate and sales taxes of **\$62 million**, for a combined total of gaming and other taxes of **\$501.6 million**
- Invested a total of **\$3.12 billion** in capital investments to date



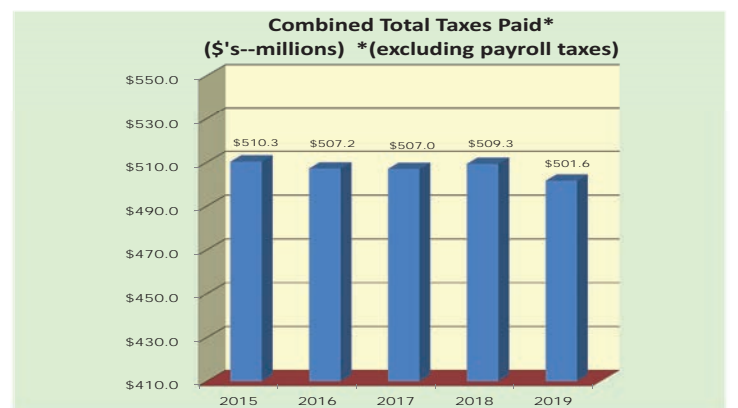
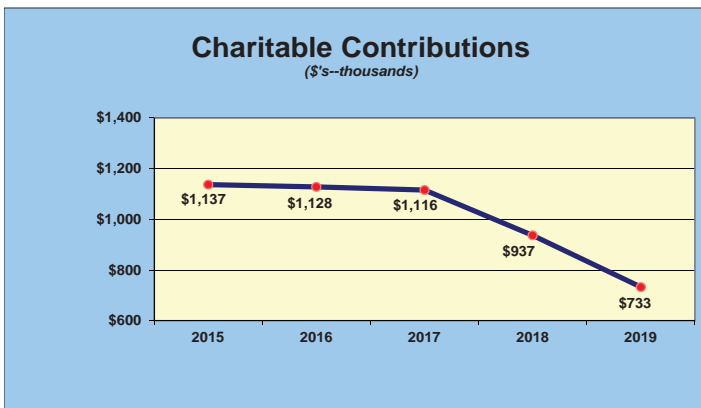
### TOTAL EMPLOYMENT

CASINO	2015	2016	2017	2018	2019
Ameristar Kansas City	1,128	1,053	1,090	971	975
Ameristar St. Charles	1,626	1,579	1,566	1,506	1,557
Argosy	738	784	776	757	784
Hollywood Maryland Heights	1,134	1,131	1,140	1,093	1,111
Harrah's North Kansas City	941	953	1,015	978	948
Isle of Capri - Boonville	471	419	457	426	394
Isle of Capri - Cape Girardeau	451	425	424	359	332
Isle of Capri - Kansas City	377	361	363	285	261
Lady Luck - Caruthersville	236	228	232	207	199
Lumière Place	1,008	936	896	851	765
River City	1,041	1,044	1,052	1,027	891
Mark Twain	232	221	200	192	194
St. Jo Frontier	240	237	202	172	179
<b>TOTAL EMPLOYMENT</b>	<b>9,623</b>	<b>9,371</b>	<b>9,413</b>	<b>8,824</b>	<b>8,590</b>



### TOTAL EMPLOYEE COMPENSATION

CASINO	2015	2016	2017	2018	2019
Ameristar Kansas City	\$ 34.9	\$ 34.9	\$ 35.8	\$ 31.3	\$ 35.2
Ameristar St. Charles	\$ 47.4	\$ 49.3	\$ 54.0	\$ 48.2	\$ 52.0
Argosy	\$ 29.0	\$ 30.8	\$ 31.9	\$ 31.5	\$ 31.1
Hollywood Maryland Heights	\$ 39.6	\$ 39.1	\$ 41.2	\$ 40.2	\$ 40.0
Harrah's North Kansas City	\$ 35.3	\$ 34.2	\$ 35.6	\$ 36.8	\$ 36.1
Isle of Capri - Boonville	\$ 12.9	\$ 13.1	\$ 12.9	\$ 12.6	\$ 11.6
Isle of Capri - Cape Girardeau	\$ 13.3	\$ 12.8	\$ 13.2	\$ 11.9	\$ 10.8
Isle of Capri - Kansas City	\$ 16.9	\$ 16.6	\$ 16.9	\$ 14.1	\$ 12.2
Lady Luck - Caruthersville	\$ 7.5	\$ 7.5	\$ 7.4	\$ 6.9	\$ 6.6
Lumière Place	\$ 34.2	\$ 32.8	\$ 30.9	\$ 31.6	\$ 29.7
River City	\$ 35.8	\$ 36.9	\$ 37.1	\$ 37.6	\$ 37.0
Mark Twain	\$ 5.9	\$ 5.8	\$ 5.6	\$ 5.8	\$ 5.8
St. Jo Frontier	\$ 7.3	\$ 7.3	\$ 6.9	\$ 6.1	\$ 6.2
<b>TOTAL EMPLOYEE COMPENSATION</b>	<b>\$ 320.0</b>	<b>\$ 321.1</b>	<b>\$ 329.4</b>	<b>\$ 314.6</b>	<b>\$ 314.3</b>



# Report on Competitiveness

## COMPETITIVE TAX RATES AND FACILITIES

<b>ILLINOIS</b>	Commercial Gaming Graduated tax rate from 15% to 50% of gross gaming revenue, \$2 to \$3 admissions tax Net Effective Tax Rate Consumer spending on Commercial Casino Gaming Calendar Year 2018 Video Lottery Terminal Locations	10 Casinos  33.70% \$1,373.46 million 6,560
<b>INDIANA</b>	Commercial Gaming  Graduated tax rate from 5% to 40% of gross gaming revenue; \$3 per patron admissions tax through June 2018; casinos, with one exception, also pay a supplemental wagering tax of 3.5% to 4% At racinos, the graduated tax is from 25% to 35% of gross gaming revenue Net Effective Tax Rate Consumer Spending on Commercial Casino Gaming Calendar Year 2018 <i>*(11 riverboat or land-based, 2 racinos)</i>	13 Casinos*   27.40% \$2,170.23 million
<b>IOWA</b>	Commercial Gaming Graduated tax rate from 5% to 22% on gross gaming revenue at riverboats and land-based casinos and up to 24% at racetracks with slots and table games Net Effective Tax Rate Consumer Spending on Commercial Casino Gaming Calendar Year 2018 Native American Gaming <i>*(18 riverboat or land-based, 1 racino)</i>	19 Casinos*  21.90% \$1,467.33 million 3 Casinos
<b>KANSAS</b>	Commercial Gaming Straight-Line tax rate of 27% Net Effective Tax Rate Consumer spending on Commercial Casino Gaming Calendar Year 2018 Native American Gaming	4 Casinos  27.00% \$408.57 million 5 Casinos
<b>MISSISSIPPI</b>	Commercial Gaming Graduated tax from 4% to 12% on gaming revenues; additional tax on gaming revenues may be imposed by local governments Net Effective Tax Rate Consumer Spending on Commercial Casino Gaming Calendar Year 2018 Native American Gaming	28 Casinos  11.80% \$2,141.84 million 3 Casinos
<b>OKLAHOMA</b>	Racetrack Casinos -Graduated state tax from 10-30% on gross gaming revenue Consumer Spending on Commercial Casino Gaming Calendar Year 2018 Native American Gaming	2 Racinos \$139.61 million 139 Casinos

Data compared on calendar year basis. Sources: Rubin Brown Gaming Stats 2019, AGA

## MISSOURI COMPETITIVENESS

Commercial Gaming -- 13 casinos  
21% tax on gross gaming revenue  
(90%/10% split - state/home dock community respectively)

\$2 per patron admission fee, per excursion, split between home dock community and the state

Net Effective Tax Rate  
Commercial Casinos -- 25.5%

**Missouri ranked #9 in total state tax gaming revenues**  
(reflecting a 0.2% increase over the prior calendar year)

**Missouri ranked #9 in consumer spending on commercial casino gaming**  
with \$1,754.47 million AGR for Calendar Year 2018  
(reflecting a 1% increase over the prior calendar year)

**St. Louis, MO/IL is listed as #8 in the top U.S. Casino Markets**  
Calendar Year 2018, with \$1,037.98 million AGR

**Kansas City, MO/KS is listed as #12 in the top U.S. Casino Markets**  
Calendar Year 2018, with \$795.98 million AGR

Sources: Rubin Brown Gaming Stats 2019

## Fiscal Year 2019 Project Summary

CASINO / LOCATION	LOCATION OPENING DATE	ADMISSIONS	ADMISSION FEES (a)	ADJUSTED GROSS RECEIPTS	GAMING TAX (b)	ESTIMATED CAPITAL INVESTMENT *	EMPLOYEES	TABLE GAMES	SLOT MACHINES	GAMING SPACE (SQ FT)	ADMISSION FEES PERCENTAGE OF STATE TOTAL	GAMING TAX PERCENTAGE OF STATE TOTAL	Total Employee Compensation	Real Estate Property Tax	State Sales Tax	Charitable Donations	City Lease Payments	Minority Employees	Minority Salaried Positions	Female Employment	Female Salaried Employees
Ameristar Casino St. Charles	27-May-94	5,309,663	\$ 10,619,326	\$ 268,723,945	\$ 56,432,028	\$ 846,376,032	1,557	73	2,403	130,000	14.16%	15.48%	\$ 51,967,901	\$ 7,182,966	\$ 3,250,972	\$ 75,005	\$ -	671	47	756	92
Argosy Riverside Casino	22-Jun-94	3,130,652	\$ 6,261,304	\$ 165,311,931	\$ 34,715,505	\$ 86,192,438	784	43	1,321	62,000	8.35%	9.52%	\$ 31,074,118	\$ 2,753,283	\$ 1,130,222	\$ 67,765	\$ 4,495,787	334	13	384	30
St. Jo Frontier Casino	24-Jun-94	846,416	\$ 1,692,832	\$ 37,721,954	\$ 7,921,610	\$ 46,550,782	179	9	424	18,000	2.26%	2.17%	\$ 6,223,922	\$ 221,698	\$ 123,404	\$ 21,038	\$ -	17	1	98	9
Harrah's North Kansas City	22-Sep-94	3,450,845	\$ 6,901,690	\$ 177,702,375	\$ 37,317,499	\$ 454,627,179	948	63	1,294	63,300	9.20%	10.24%	\$ 36,097,479	\$ 3,030,001	\$ 1,657,593	\$ 154,372	\$ 2,832,252	367	31	445	52
Lady Luck - Caruthersville	27-Apr-95	795,679	\$ 1,591,358	\$ 37,366,339	\$ 7,846,931	\$ 63,395,899	199	9	517	21,400	2.12%	2.15%	\$ 6,578,848	\$ 323,367	\$ 122,593	\$ 16,004	\$ -	61	8	106	16
Isle of Capri -- Kansas City	18-Oct-96	1,852,460	\$ 3,704,920	\$ 66,449,552	\$ 13,954,406	\$ 111,198,023	261	13	935	45,300	4.94%	3.83%	\$ 12,175,517	\$ 446,362	\$ 265,861	\$ 22,335	\$ 3,054,062	121	7	116	16
Ameristar Casino Kansas City	16-Jan-97	4,501,841	\$ 9,003,682	\$ 195,111,475	\$ 40,973,410	\$ 345,169,540	975	76	2,042	140,000	12.00%	11.24%	\$ 35,188,908	\$ 4,606,896	\$ 2,506,123	\$ 45,987	\$ 140,000	429	30	431	64
Hollywood Maryland Heights	11-Mar-97	4,910,487	\$ 9,820,974	\$ 233,476,839	\$ 49,030,136	\$ 105,625,350	1,111	81	2,003	120,000	13.09%	13.45%	\$ 39,953,027	\$ 10,689,672	\$ 2,019,198	\$ 99,820	\$ -	571	15	538	23
Isle of Capri -- Boonville	06-Dec-01	1,523,499	\$ 3,046,998	\$ 78,634,697	\$ 16,513,286	\$ 131,030,000	394	20	869	28,000	4.06%	4.53%	\$ 11,648,000	\$ 620,000	\$ 330,000	\$ 32,000	\$ -	64	8	213	35
Mark Twain Casino	25-Jul-01	658,703	\$ 1,317,406	\$ 30,954,443	\$ 6,500,433	\$ 33,168,302	194	10	438	18,000	1.76%	1.78%	\$ 5,794,672	\$ 216,384	\$ 83,114	\$ 11,350	\$ -	18	2	105	10
Lumiere Place	19-Dec-07	4,104,483	\$ 8,208,966	\$ 162,114,182	\$ 34,043,978	\$ 272,635,256	765	56	1,369	75,000	10.95%	9.34%	\$ 29,767,877	\$ 7,988,515	\$ 919,188	\$ 83,861	\$ -	503	62	363	60
River City Casino	01-Mar-10	4,947,033	\$ 9,894,066	\$ 220,336,455	\$ 46,270,656	\$ 487,879,608	891	53	1,929	90,000	13.19%	12.69%	\$ 37,016,404	\$ 9,370,737	\$ 935,321	\$ 13,078	\$ 5,657,082	654	88	413	63
Isle of Capri - Cape Girardeau	30-Oct-12	1,468,850	\$ 2,937,700	\$ 61,845,696	\$ 12,987,596	\$ 136,416,771	332	24	851	38,600	3.92%	3.56%	\$ 10,801,556	\$ 1,032,805	\$ 251,189	\$ 90,007	\$ -	63	1	155	14
<b>GRAND TOTALS</b>		<b>37,500,611</b>	<b>\$ 75,001,222</b>	<b>\$ 1,735,749,881</b>	<b>\$ 364,507,475</b>	<b>\$ 3,120,265,180</b>	<b>8,590</b>	<b>530</b>	<b>16,395</b>	<b>849,600</b>	<b>100%</b>	<b>100%</b>	<b>\$ 314,288,229</b>	<b>\$ 48,482,686</b>	<b>\$ 13,594,779</b>	<b>\$ 732,622</b>	<b>\$ 16,179,183</b>	<b>3,873</b>	<b>313</b>	<b>4,123</b>	<b>484</b>

\* Figures reflect the current property investments since company purchase as reported to MGC

(a) 50% of Admission Fees go to the State, with the remaining 50% to the Local Home Dock.

(b) 90% of Gaming Taxes go to the State, with the remaining 10% to the Local Home Dock.

The figures published in this report are subject to adjustment.

**Missouri Gaming Commission**  
**Statement of Revenues, Expenditures, and Changes in Fund Balance**  
**Fiscal Year 2019 as of June 30, 2019**

**Beginning Cash Balance** **\$1,990,766.73**

<b>Revenues</b>	
<b>License Fees</b>	
Gaming License Application Fee	\$300,000.00
Bingo License Fee	\$19,365.00
Bingo Hall Provider License	\$3,800.00
Bingo Supplier License	\$1,000.00
Bingo Manufacturer License	\$4,000.00
Level 1 Occupational License Application Fee	\$17,000.00
Level 2 Occupational License Application Fee	\$180,075.00
Supplier Level 2 Occupational Lic Application Fee	\$5,625.00
Supplier Level 2 Annual Occupational License Renewal	\$28,800.00
Gaming License Renewal Fee	\$425,000.00
Level 1 Occupational License Renewal Fee	\$10,400.00
Level 2 Occupational License Renewal Fee	\$419,600.00
Supplier License Application Fee	\$10,000.00
Supplier Annual License Renewal Fee	\$95,000.00
Replacement Gaming License	\$16,770.00
Class A - Key License Renewal Fee	\$36,250.00
Supplier Key & Level 1 Application Fee	\$17,000.00
Supplier Key & Level 1 License Fee	\$20,000.00
Fantasy Sports Licenses	\$28,998.80
Liquor License	\$6,500.00
<b>Total License Fees</b>	<b>\$1,645,183.80</b>

<b>Reimbursements</b>	
MGC Reimbursement - Company Background	\$57,050.80
MGC Reimbursement - Level 1 Background	\$104,575.27
MGC Reimbursement - Supplier Background	\$186,039.23
MGC Reimbursement - Enforcement	\$16,635,451.00
MGC Reimbursement - Fantasy Sports	\$3,908.02
<b>Total Reimbursements</b>	<b>\$16,987,024.32</b>

<b>Other Income</b>	
Admission Fees	\$37,437,813.00
Time Deposits Interest	\$2,367.14
US/Agency Securities Interest	\$60,312.44
Employee Personal Exp Reimbursement	\$2,545.62
Appropriated Transfer In	\$4,871.59
Other Refunds	\$250.00
Rebates	\$4,589.14
IAB Reimbursement/Recovery Cost	\$199.98
<b>Total Other Income</b>	<b>\$37,512,948.91</b>

**Total Revenues** **\$56,145,157.03**

<b>Gaming Commission Expenditures</b>	
Salaries	\$13,751,809.03
Fringe Benefits	\$10,127,736.13
Travel In-State	\$66,148.42
Travel Out-of-State	\$134,354.30
Supplies	\$84,778.04
Professional Development	\$66,988.72
Communication Serv & Supplies	\$256,854.62
Professional Services	\$144,807.27
Housekeeping & Janitor Services	\$675.00
Maintenance & Repair Services	\$142,488.44
Computer Equipment	\$352,157.24
Office Equipment	\$6,014.47
Other Equipment	\$20,218.61
Property and Improvements	\$18,462.00
Equipment Rental & Leases	\$1,419.37
Building Lease Payments	\$459,561.05
Miscellaneous Expenses	\$3,270.45
<b>Total Gaming Commission Expenditures</b>	<b>\$25,637,743.16</b>

<b>Other Expenditures &amp; Transfers</b>	
Attorney General Salaries	\$115,626.00
Attorney General Expense & Equipment	\$30,574.37
Boards and Comm Other Funds	\$4,995.30
MSHP Vehicle Maintenance	\$306,249.89
MSHP Gasoline	\$726,528.29
MSHP Academy Salaries	\$173,534.52
MSHP Academy Expense & Equipment	\$63,378.15
MSHP Admin Salaries	\$34,565.24
MSHP Technical Services Expense & Equipment	\$80,548.80
Vehicle Replacement	\$268,620.00
Juvenile Court Diversion	\$474,441.33
<b>Total Other Expenditures &amp; Transfers</b>	<b>\$2,279,061.89</b>

<b>Appropriated Transfers</b>	
Veterans Commission CI Trust Fund	\$18,990,766.73
Missouri National Guard Trust Fund	\$4,000,000.00
Missouri College Guarantee Fund	\$5,000,000.00
Compulsive Gamblers Fund	\$115,000.00
Cost Allocation Plan Transfer to General Revenue	\$535,112.00
<b>Total Appropriated Transfers</b>	<b>\$28,640,878.73</b>

**Total Expenditures & Transfers** **\$56,557,683.78**

**Ending Cash Balance\*** **\$1,578,239.98**

\*On July 15, 2019 the ending cash balance was transferred to the Veteran's Commission Capital Improvement Trust Fund.

# Ameristar Casino Kansas City

General Manager: Keith Henson  
 3200 N. Ameristar Drive  
 Kansas City, Missouri 64161  
 (816) 414-7000

Date Licensed: December 19, 2000  
 Gaming Space: 140,000 Square Feet  
 Electronic Gaming Devices: 2,042  
 Table Games: 76  
 Buffet, (5) Specialty Restaurants, Deli, & Food Court  
 Parking Garage  
 184-Room Hotel  
 18-Screen Movie Theatre, Concert Hall, Meeting Space

Total Capital Investment in Property since Company Purchase: \$345,169,540 \*  
 Total Capital Investment in Property for Fiscal Year: \$4,892,846  
 Total Employee Compensation: \$35,188,908  
 Real Estate/Personal Property Tax: \$4,606,896  
 State Sales Tax: \$2,506,123  
 State Withholding Tax on Jackpots: \$1,708,056  
 Federal Withholding Tax on Jackpots: \$2,517,087  
 City Lease Payments: \$140,000  
 Charitable Donations: \$45,987  
 Total Employment: 975  
 Minority Employment: 429  
 Female Employment: 431

\* Boyd Gaming acquired property October 15, 2018


## City of Kansas City, MO

	Actual FY 2017-18	Adopted FY 2018-19	Adopted FY 2019-20
<b>Equipment</b>			
City Fleet Replacement	\$ 2,461,803	\$ 2,197,630	\$ 1,313,803
Channel 2 TV Equipment	63,912	63,913	-
Smart Cities Initiative	409,811	409,812	409,812
Fire Apparatus and Ambulance	-	1,000,453	-
<b>Equipment Total:</b>	<b>\$ 2,935,526</b>	<b>\$ 3,671,808</b>	<b>\$ 1,723,615</b>
<b>Public Facilities</b>			
Tree Trimming	\$ 958,808	\$ -	\$ -
City Market Debt Service	413,318	412,564	412,906
Public Garages Debt Service	3,537,643	4,664,038	-
Tow Lot Debt Service	1,416,583	1,397,385	1,401,365
HOK Sport Garage Debt	625,675	595,000	618,390
Kauffman Performing Arts Center Garage Debt Service	1,698,736	1,584,222	7,465,616
<b>Subtotal:</b>	<b>\$ 8,650,763</b>	<b>\$ 8,653,209</b>	<b>\$ 9,898,277</b>
<b>Economic Development</b>			
Columbus Park Debt Service	\$ 466,666	\$ 74,983	\$ 78,108
<b>Subtotal:</b>	<b>\$ 466,666</b>	<b>\$ 74,983</b>	<b>\$ 78,108</b>
<b>Capital Maintenance Total:</b>	<b>\$ 9,117,429</b>	<b>\$ 8,728,192</b>	<b>\$ 9,976,385</b>
<b>Total Gaming Funds Allocated:</b>	<b>\$ 12,052,955</b>	<b>\$ 12,400,000</b>	<b>\$ 11,700,000</b>

SOURCE: City of Kansas City



City Market



Kiosk



Fire Apparatus

Improvements  
 Accomplished from  
 Local Gaming  
 Revenues

# Ameristar Casino St. Charles

General Manager: Howard (Ward) Shaw  
 1 Ameristar Blvd.  
 St. Charles, Missouri 63301  
 (314) 940-4300

Date Licensed: December 19, 2000  
 Gaming Space: 130,000 Square Feet  
 Electronic Gaming Devices: 2,403  
 Table Games: 73  
 Buffet, (5) Specialty Restaurants & Deli  
 397-Room Hotel, Spa  
 Meeting space, Ballrooms  
 Parking Garage

Total Capital Investment in Property since Company  
 Purchase: \$846,376,032 \*

Total Capital Investment in Property for  
 Fiscal Year: \$3,849,272

Total Employee Compensation: \$51,967,901  
 Real Estate/Personal Property Tax: \$7,182,966  
 State Sales Tax: \$3,250,972  
 State Withholding Tax on Jackpots: \$3,746,942  
 Federal Withholding Tax on Jackpots: \$3,888,643  
 Charitable Donations: \$75,005  
 Total Employment: 1,557  
 Minority Employment: 671  
 Female Employment: 756

\* Boyd Gaming acquired property October 15, 2018



Boschertown Road at Fox Hill Signalization

Improvements  
 Accomplished from  
 Local Gaming  
 Revenues

## City of St. Charles

DESCRIPTION	Actual CY 2018	Budget CY 2019
<b>Stormwater Projects:</b>		
Field Engineered / Inter Divisional Program (FEID Program)	\$ 106,482	\$ 120,000
NPDES Phase II Program	6,124	30,000
Water Quality Improvements - Citywide	-	180,000
<b>Street Projects:</b>		
Concrete & Asphalt Street Repair - Backlog Elimination	911,272	-
S Main Street Sidewalk Extension	12,465	-
Convention Center Boulevard Extension	-	1,536,600
Signal Maintenance	24,040	30,000
Street Lighting Projects - New Installations	48,243	30,000
Annual Street Light Maintenance	-	80,000
Annual Gas Light Maintenance	20,665	30,000
Streetlight Painting	14,611	25,000
LED Street Name ID Signs	-	35,000
Wayfinding Signs	-	10,000
West Clay East (Droste to Duchesne)	52,825	27,500
Shop Equipment	17,047	-
Hardin - Blackhurst Traffic Signalization	74,561	-
Boschertown Rd & Fox Hill Road Signal	1,526	68,800
Dump Truck w/ Plow & Spreader	145,000	-
New Orthorectified Aerial Photography	-	200,000
Foxborough Sight Distance	-	130,000
Parking Lot Reconstruction	-	60,000
Additional Pavement Thickness	-	391,000
Lincoln Elementary Safe Routes to School	-	140,000
Hawks Nest Loop Ramps from Vet Mem Pkwy	-	10,200
Salt Spreader Stands	-	25,000
<b>Facilities Maintenance:</b>		
Senior Center Improvements	18,110	-
Replace Building Maintenance Vehicles	26,595	-
Elevator and Stairwell Heaters	14,522	-
Tuck point Colonnade Walkway and Washing St. Comfort Station	35,900	-
Collection Windows - Bullet Proof Glass	39,547	-
Foundry Lighting Project	79,537	-
City Hall Study	29,440	-
City Hall Collections - Bullet Resistant Panels	-	10,000
<b>Police Department:</b>		
Personnel Costs	4,768,309	4,722,397
<b>Fire:</b>		
Personnel Costs	2,855,691	2,901,603
<b>Economic Development/Redevelopment:</b>		
Economic Development Fund	112,998	100,000
Arena Project	240,000	240,000
Bangert Island	87,500	-
Foundry Art Center- Debt Service/ Parking Lot Lease	151,008	155,000
Property Purchase - Old S. River Road	501,755	-
<b>Community Development</b>		
Façade Improvement	17,750	50,000
	<u>\$ 10,413,523</u>	<u>\$ 11,338,100</u>

SOURCE: City of St. Charles



Dump Truck with Plow and Spreader

# Argosy Riverside Casino

General Manager: Harold Rowland  
 777 NW Argosy Parkway  
 Riverside, Missouri 64150  
 (816) 746-3100

Date Licensed: June 22, 1994  
 Gaming Space: 62,000 Square Feet  
 Electronic Gaming Devices: 1,321  
 Table Games: 43  
 Buffet, (4) Specialty Restaurants, Deli, & Coffee House  
 258-Room Hotel, Spa  
 Meeting Space  
 Parking Garage

Total Capital Investment in Property since Company Purchase: \$86,192,438  
 Total Capital Investment in Property for Fiscal Year: \$6,058,106  
 Total Employee Compensation: \$31,074,118  
 Real Estate/Personal Property Tax: \$2,753,283  
 State Sales Tax: \$1,130,222  
 State Withholding Tax on Jackpots: \$1,813,335  
 Federal Withholding Tax on Jackpots: \$2,185,266  
 City Lease Payments: \$4,495,787  
 Charitable Donations: \$67,765  
 Total Employment: 784  
 Minority Employment: 334  
 Female Employment: 384

Emergency Management Vehicle



Riverside Fitness Court

## Improvements Accomplished from Local Gaming Revenues

### City of Riverside

#### Assistance to Other Entities

Northland Health Care	\$	35,000
Miles of Smiles		15,000
Transitional Housing		15,000
Platte Senior Services		20,000
American Red Cross		3,000
Synergy		7,500
Park Hill School District		23,500
MOCSA		5,000
YMCA Scholarships		3,000
Northland Childhood Hunger		2,500
Metro Chiefs Awards for Valor		2,000

#### Community Services

Ambulance Services for Residents	\$	91,218
Transit Services for Residents		16,237
City Wide Trash Collection		112,945
Swimming Lessons		5,160
Residents Community Center Memberships		265,904
Senior Christmas Dinner		2,693
National Night Out		1,533
Jr. Police Academy		1,558

#### Equipment Purchases

Public Works Equipment/Vehicles	\$	115,938
Police Equipment/Vehicles		144,590
Computer Equipment		41,454
Fire Equipment/Vehicles		83,051

#### Economic Development

900 Acre Commerical Park	\$	764,354
Downtown Development		755,512

#### Major Thoroughfare/Infrastructure

Street Maintenance Program	\$	931,771
Facility Improvements		46,511
Mattox & 39th		162,553

#### Parks & Recreation

EH Young Park Improvements	\$	529,883
Fitness Court		173,445
Vivion Road Trail		5,545
Jumping Branch Trail		115,680

**Total for FY 2018-2019** \$ 4,499,035

Source: City of Riverside



# Harrah's North Kansas City

General Manager: Darren VanDover  
 One Riverboat Drive  
 North Kansas City, Missouri 64116  
 (816) 472-7777

Date Licensed: September 22, 1994  
 Gaming Space: 63,300 Square Feet  
 Electronic Gaming Devices: 1,294  
 Table Games: 63  
 Buffet, (4) Specialty Restaurants, Coffee House  
 392-Room Hotel  
 Meeting Space  
 Parking Garage

Total Capital Investment in Property since Company Purchase: \$454,627,179  
 Total Capital Investment in Property for Fiscal Year: \$3,679,498  
 Total Employee Compensation: \$36,097,479  
 Real Estate/Personal Property Tax: \$3,030,001  
 State Sales Tax: \$1,657,593  
 State Withholding Tax on Jackpots: \$2,264,325  
 Federal Withholding Tax on Jackpots: \$2,318,491  
 City Lease Payments: \$2,832,252  
 Charitable Donations: \$154,372  
 Total Employment: 948  
 Minority Employment: 367  
 Female Employment: 445

## City of North Kansas City

	Actual 2017-2018	Budget 2018-2019	Actual 2017-2018	Budget 2018-2019
<b>Services</b>				
Unanticipated Legal Fees	\$ 9,230	\$ 20,000		
Single Audit Costs	-	25,000		
Designing/Engineering	-	25,000		
Professional Services	98,638	88,500		
General Liability Insurance	20,000	25,000		
Administrative Costs	15,866	16,009		
Contingencies	1,158	200,000		
<b>Total Services</b>	<b>\$ 144,891</b>	<b>\$ 399,509</b>		
<b>Capital Outlay</b>				
<b>Land Acquisition</b>				
Demolish Purina Mill	\$ 37,029	\$ 4,000,000		
Hillside Litigation	2,680	50,000		
Armour Road Redevelopment Area	12,079,379	4,940,249		
<b>Total Land Acquisition</b>	<b>\$ 12,119,087</b>	<b>\$ 8,990,249</b>		
<b>Buildings</b>				
Administration				
Parks & Recreation Center	\$ 1,092,334	\$ 8,712		
<b>Fire Department</b>				
Training Site	-	20,000		
<b>Total Buildings</b>	<b>\$ 1,092,334</b>	<b>\$ 28,712</b>		
<b>Building Improvements</b>				
<b>Fire Department</b>				
Water Softener - Station #1	\$ -	\$ 22,000		
Smoke Alarms Both Stations	13,378	-		
Exhaust Systems (Both Stations)	62,505	-		
<b>Police Department</b>				
Police Facility-Concrete	-	117,000		
Administration				
HVAC Upgrade	29,888	108,000		
PW - Bldgs. & Grounds				
City Hall Facelift (Public Bathrooms)	12,641	100,000		
<b>Total Building Improvements</b>	<b>\$ 118,413</b>	<b>\$ 347,000</b>		
<b>Infrastructure</b>				
Administration				
Downtown Streetscape Improvements	\$ 35,700	\$ 567,000		
Burlington Improvements Phase 1	1,390,626	14,490		
16th Avenue Bicycle Lanes	-	90,000		
<b>Park Department</b>				
Shade Structure	-	40,000		
<b>Total Infrastructure</b>	<b>\$ 1,426,326</b>	<b>\$ 711,490</b>		
<b>Equipment</b>				
<b>Fire Department</b>				
Staff Car - Battalion Chief	\$ -	61,182		
Firefighter Personal Protective Equip.	-	40,000		
Gear Extractor/Dryer	16,833	-		
Heart Monitors (2)	60,383	-		
Floor Scrubbers	10,469	-		
Knox Box Key & Narcotics Security Boxes	4,355	-		
KCMO Fire Dispatch Equipment	585	-		
Public Safety Drone	-	18,000		
Bi-Directional Radio Repeaters (3)	-	26,000		
<b>Police Department</b>				
Police Vehicles	119,247	218,000		
Camera Surveillance System	12,792	11,000		
Robot	9,796	187,000		
Conductive Energy Weapons - Tasers	18,892	15,120		
<b>Community Development</b>				
Vehicle Replacement	1,010	-		
Truck Replacement	-	68,000		
Replace Maintenance Van	-	40,000		
Large 360 Mower	17,385	-		
<b>Community Development</b>				
Vehicle Replacements	23,691	-		
<b>Total Equipment</b>	<b>\$ 295,437</b>	<b>\$ 684,302</b>		
<b>Information Technology</b>				
<b>Police Department</b>				
Handheld Ticket Writers	\$ -	\$ 18,000		
In Car Mobile Data Terminals Replacement	-	50,000		
In Car Camera Replacement	-	72,000		
<b>Interdepartmental</b>				
Computer Replacements / All Departs.	28,073	26,250		
San Storage System	85,680	-		
Incode Upgrade	40,000	6,831		
Utility Billing Module - Email	-	6,500		
EnerGov for Business Licensing	-	37,940		
Replacement Computers	1,200	-		
GIS Updates	-	56,000		
Server Redundancy Software	-	24,000		
Replace Servers (2)	34,980	-		
Security Camera Additions	12,792	-		
<b>Total Information Technology</b>	<b>\$ 202,725</b>	<b>\$ 297,521</b>		
<b>Interfund Transfers Out</b>				
Transfer to Community Center	\$ 240,738	\$ 455,199		
Transfer to Park Fund	94,051	469,051		
Transfer to Library	101,105	17,000		
Transfer to Communications Fund	64,269	133,497		
Transfer to Water	1,185,310	6,828,938		
<b>Total Interfund Transfers Out</b>	<b>\$ 1,685,474</b>	<b>\$ 7,903,685</b>		
<b>TOTAL EXPENDITURES</b>	<b>\$ 17,084,688</b>	<b>\$ 19,362,469</b>		

SOURCE: City of North Kansas City



New Buildings & Grounds Van



One North Aerial

Improvements  
 Accomplished from  
 Local Gaming  
 Revenues

# Hollywood Casino

General Manager: Michael Jerlecki  
 777 Casino Center Drive  
 Maryland Heights, Missouri 63043  
 (314) 770-8100

Date Licensed: March 11, 1997  
 Gaming Space: 120,000 Square Feet  
 Electronic Gaming Devices: 2,003  
 Table Games: 81  
 Buffet, (5) Specialty Restaurants, Coffee House  
 502-Room Hotel  
 Meeting Space  
 Parking Garage

Total Capital Investment in Property since Company Purchase: \$105,625,350  
 Total Capital Investment in Property for Fiscal Year: \$7,485,666  
 Total Employee Compensation: \$39,953,027  
 Real Estate/Personal Property Tax: \$10,689,672  
 State Sales Tax: \$2,019,198  
 State Withholding Tax on Jackpots: \$3,529,201  
 Federal Withholding Tax on Jackpots: \$2,825,175  
 Charitable Donations: \$99,820  
 Total Employment: 1,111  
 Minority Employment: 571  
 Female Employment: 538

## City of Maryland Heights

	<b>2018</b>	<b>2017</b>
<b>General Fund</b>		
Operating expenses-Police Department	\$1,750,000	\$1,750,000
Other operating costs	2,250,000	2,250,000
<b>Total Operating Expenses</b>	<b>4,000,000</b>	<b>4,000,000</b>
Residential trash, recycling, and yard waste services	1,948,268	1,907,622
<b>Total General Fund</b>	<b>5,948,268</b>	<b>5,907,622</b>
<b>Capital Improvements</b>		
Street maintenance-concrete and asphalt	992,809	662,395
Fee Fee Road	0	628,834
Grissom Drive	20,340	47,211
Various sidewalk projects	341,377	270,350
Right-of-way enhancements	74,475	0
Creve Coeur Mill Road	0	65,121
Dorsett Road "great streets" implementation	63,741	4,875
Progress Parkway--city's share	0	71,344
Delord Ave	338,225	26,652
Software upgrades-citywide	63,042	
Community Center Improvements	49,256	
Public Works Dump Trucks	165,216	140,113
Park Improvements-signage	131,711	
Capital project management	225,790	270,732
<b>Total Capital Improvement Expenditures</b>	<b>2,465,982</b>	<b>2,187,627</b>
<b>Maryland Park Lake District Economic Development</b>	<b>78,861</b>	<b>727,834</b>
<b>St Louis Community Ice Center**</b>	<b>5,874,640</b>	<b>0</b>
<b>Total expenditures of gaming funds</b>	<b>\$14,367,751</b>	<b>\$8,823,083</b>
<b>Summary of gaming taxes received and used 2017-18</b>		
<b>Total expenditures 2017-2018</b>	<b>\$23,190,834</b>	
<b>Total gaming taxes received 2017-2018</b>	<b>\$20,398,673</b>	
<b>Use of prior years Gaming taxes</b>	<b>(\$2,792,161)</b>	

\*\*The St. Louis Community Ice Center, AKA Centene Community Ice Center, upon completion in September of 2019 will be owned by the City of Maryland Heights. In 2018 the City contributed \$5.9 million toward the \$70 million complex. These funds were available due to the accumulated reserves of the City made possible from gaming taxes.

SOURCE: City of Maryland Heights



Recycling & Trash Services

Improvements  
 Accomplished from  
 Local Gaming  
 Revenues

Centene Community Ice Center Rendering



# Isle of Capri - Boonville

General Manager: Heather Rapp  
 100 Isle of Capri Boulevard  
 Boonville, MO 65233  
 (660) 882-1200

Date Licensed: December 6, 2001  
 Gaming Space: 28,000 Square Feet  
 Electronic Gaming Devices: 869  
 Table Games: 20  
 Buffet, (2) Specialty Restaurants  
 Meeting Space, Ballroom  
 140-Room Hotel

Total Capital Investment in Property since Company Purchase: \$131,030,000  
 Total Capital Investment in Property for Fiscal Year: \$3,831,000  
 Total Employee Compensation: \$11,648,000  
 Real Estate/Personal Property Tax: \$620,000  
 State Sales Tax: \$330,000  
 State Withholding Tax on Jackpots: \$870,000  
 Federal Withholding Tax on Jackpots: \$1,335,000  
 Charitable Donations: \$32,000  
 Total Employment: 394  
 Minority Employment: 64  
 Female Employment: 213

## City of Boonville

	FY2018-19		FY2018-19
Audit Fees	\$ 1,000	Collection System Rehab	\$ 46,639
Howard County Sheriff's Department	27,000	Insurance Payments	56,871
Howard County Prosecuting Attorney	15,000	Street Equipment Replacement	102,058
New Franklin Police Department	10,000	ADA Projects	3,371
Cooper County Sheriff's Department	40,000	Street Improvements	269,230
Cooper County Prosecuting Attorney	27,000	Drainage Projects	112,125
MUSTANG Drug Task Force	20,000	Police Vehicles (2)	54,975
City of Blackwater	1,000	Tree Program	22,455
City of Bunceton	1,000	Baseball Field Turf Program	6,249
City of Pilot Grove	1,000	Debt Service - COP's	973,313
Police Dept. - Equipment	26,061	Strategic Planning	9,562
Backhoe Lease	7,065	Animal Shelter Improvements	105,772
Wastewater Plant Equipment Improvements	56,210	Transfer General Fund -- Operations	680,000
Lift Station Repairs	8,297	Soccer Fields Project	558,353
Water Plant Roof Replacement	15,428	Various	47,574
		<b>Total \$</b>	<b>3,304,608</b>

SOURCE: City of Boonville



Police Car

Rice Street



Improvements  
 Accomplished from  
 Local Gaming  
 Revenues

# Isle of Capri - Cape Girardeau

General Manager: Lyle Randolph  
 777 North Main Street  
 Cape Girardeau, MO 63701  
 (573) 730-7777

Date Licensed: October 30, 2012  
 Gaming Space: 38,600 Square Feet  
 Electronic Gaming Devices: 851  
 Table Games: 24  
 (3) Specialty Restaurants  
 Meeting Event Center

Total Capital Investment in Property since Company Purchase: \$136,416,771  
 Total Capital Investment in Property for Fiscal Year: \$1,911,260  
 Total Employee Compensation: \$10,801,556  
 Real Estate/Personal Property Tax: \$1,032,805  
 State Sales Tax: \$251,189  
 State Withholding Tax on Jackpots: \$606,328  
 Federal Withholding Tax on Jackpots: \$895,071  
 Charitable Donations: \$90,007  
 Total Employment: 332  
 Minority Employment: 63  
 Female Employment: 155

## City of Cape Girardeau

### Casino Funded Projects/Programs

Project/Fund	FY 2018/19 Expenses	FY 2019/20 Allocated
City of Jackson	\$ 31,741	\$ 28,560
City of Scott City	\$ 9,557	\$ 5,240
County of Cape Girardeau	\$ 51,186	\$ 46,200
Greater Cape Business Park Property Purchase Payment	\$ 460,000	\$ 460,000
Payment to Employees Retirement Program	\$ 2,412,000	
Heart monitor and defibrillator	\$ 38,043	
Police Body Cameras	\$ 14,587	
Plan Review Software	\$ 3,005	
Public Safety Equipment	\$ 6,600	
Radio Interoperability	\$ 25,284	
Riverfront Matching Fund (Old Town Cape)	\$ 172,706	\$ 190,000
Trash Collection Vehicles Routing Software	\$ 275	
5 Trash Collection Vehicles		\$ 1,052,500
<b>Total</b>	<b>\$ 3,224,983</b>	<b>\$ 1,782,500</b>

SOURCE: City of Cape Girardeau



Body Camera



Defibrillator

Improvements  
 Accomplished from  
 Local Gaming  
 Revenues



# Isle of Capri - Kansas City

General Manager: Anthony Rohrer  
 1800 E. Front Street  
 Kansas City, Missouri 64120  
 (816) 855-7777

Date Licensed: June 6, 2000  
 Gaming Space: 45,300 Square Feet  
 Electronic Gaming Devices: 935  
 Table Games: 13  
 (2) Specialty Restaurants  
 Parking Garage

Total Capital Investment in Property since Company Purchase: \$111,198,023  
 Total Capital Investment in Property for Fiscal Year: \$3,227,714  
 Total Employee Compensation: \$12,175,517  
 Real Estate/Personal Property Tax: \$446,362  
 State Sales Tax: \$265,861  
 State Withholding Tax on Jackpots: \$344,959  
 Federal Withholding Tax on Jackpots: \$709,357  
 City Lease Payments: \$3,054,062  
 Charitable Donations: \$22,335  
 Total Employment: 261  
 Minority Employment: 121  
 Female Employment: 116

## City of Kansas City, MO

	Actual FY 2017-18	Adopted FY 2018-19	Adopted FY 2019-20
<b>Equipment</b>			
City Fleet Replacement	\$ 2,461,803	\$ 2,197,630	\$ 1,313,803
Channel 2 TV Equipment	63,912	63,913	-
Smart Cities Initiative	409,811	409,812	409,812
Fire Apparatus and Ambulance	-	1,000,453	-
<b>Equipment Total:</b>	<b>\$ 2,935,526</b>	<b>\$ 3,671,808</b>	<b>\$ 1,723,615</b>
<b>Public Facilities</b>			
Tree Trimming	\$ 958,808	\$ -	\$ -
City Market Debt Service	413,318	412,564	412,906
Public Garages Debt Service	3,537,643	4,664,038	-
Tow Lot Debt Service	1,416,583	1,397,385	1,401,365
HOK Sport Garage Debt	625,675	595,000	618,390
Kauffman Performing Arts Center Garage Debt Service	1,698,736	1,584,222	7,465,616
<b>Subtotal:</b>	<b>\$ 8,650,763</b>	<b>\$ 8,653,209</b>	<b>\$ 9,898,277</b>
<b>Economic Development</b>			
Columbus Park Debt Service	\$ 466,666	\$ 74,983	\$ 78,108
<b>Subtotal:</b>	<b>\$ 466,666</b>	<b>\$ 74,983</b>	<b>\$ 78,108</b>
<b>Capital Maintenance Total:</b>	<b>\$ 9,117,429</b>	<b>\$ 8,728,192</b>	<b>\$ 9,976,385</b>
<b>Total Gaming Funds Allocated:</b>	<b>\$ 12,052,955</b>	<b>\$ 12,400,000</b>	<b>\$ 11,700,000</b>

SOURCE: City of Kansas City



Wolf Parking Garage

Fleet Vehicle



Fire Apparatus



Improvements  
 Accomplished from  
 Local Gaming  
 Revenues

# Lady Luck Casino Caruthersville

General Manager: Denny Callen  
 777 E. 3rd Street  
 Caruthersville, Missouri 63830  
 (573) 333-1000

Date Licensed: April 27, 1995  
 Gaming Space: 21,400 Square Feet  
 Electronic Gaming Devices: 517  
 Table Games: 9  
 (1) Specialty Restaurant  
 RV Park

Total Capital Investment in Property since Company  
 Purchase: \$63,395,899  
 Total Capital Investment in Property for  
 Fiscal Year: \$1,124,012  
 Total Employee Compensation: \$6,578,848  
 Real Estate/Personal Property Tax: \$323,367  
 State Sales Tax: \$122,593  
 State Withholding Tax on Jackpots: \$230,939  
 Federal Withholding Tax on Jackpots: \$220,740  
 Charitable Donations: \$16,004  
 Total Employment: 199  
 Minority Employment: 61  
 Female Employment: 106

## City of Caruthersville


GAMING REVENUE EXPENDITURES	2017-18 ACTUAL	2018-19 BUDGET	2018-19 ACTUAL	2019-20 BUDGET
<b>Water/ Wasterwater Improvement</b>				
Cupples Roof	\$ 15,400.00			
Marlar Loop	\$ 173,498.75			
Plant Upgrades			\$ 24,413.25	\$ 75,000.00
Lincoln Sewer Project				\$ 45,000.00
Drain Cleaning/Flushing			\$ 73,974.00	\$ 65,000.00
East 7th St. Drainage/Maple	\$ 147,415.50	\$ 125,955.00	\$ 25,000.00	\$ 50,000.00
West 19th Drainage	\$ 139,139.00	\$ 125,000.00	\$ 10,000.00	\$ 50,000.00
9th and Belle Drainage		\$ 17,035.00		\$ 27,035.00
Clairifier Repair		\$ 45,000.00	\$ 44,700.00	
Catwalk/Waste Water		\$ 10,000.00	\$ 7,500.00	
E 19th Repair	\$ 33,220.00	\$ 38,950.00		\$ 38,950.00
Lift Station Motor				\$ 19,433.45
12th & Ward Lift Station			\$ 206,333.12	\$ 20,000.00
Meter Readers			\$ 26,893.25	\$ 37,000.00
Scada System			\$ 18,871.05	
Vacuum Truck				\$ 235,000.00
Water Plant Roof				\$ 67,750.00
E 20th Repair		\$ 25,000.00	\$ 23,434.56	\$ 22,000.00
<b>Street Improvements</b>				
Miscellaneous Street Improvements	\$ 284,497.20	\$ 415,502.80	\$ 319,095.17	
Tractor			\$ 26,850.00	
John Deere Excavator Lease/3yr	\$ 3,367.84	\$ 60,888.60	\$ 20,208.00	\$ 40,680.60
Crane Truck			\$ 31,075.00	\$ 63,000.00
Parking Lot Sealer		\$ 12,000.00		\$ 20,000.00
<b>Public Safety</b>				
Fire Hydrants	\$ 6,000.00	\$ 7,500.00	\$ 6,000.00	\$ 21,664.80
Fire Helments/Equipment	\$ 22,400.00	\$ 21,062.00	\$ 12,848.03	\$ 13,000.00
Signage/Storm Shelter		\$ 6,756.50		
Self Contained Breathing Apparatus				\$ 23,434.56
Medic One Roof			\$ 25,115.00	
Emergency Management Phone System			\$ 12,848.03	\$ 13,500.00
<b>Other Infrastructure</b>				
Sidewalks	\$ 2,730.00	\$ 13,000.00		
Medic One HVAC	\$ 4,072.00			
Riverfront Development				
Administration Software/Equipment			\$ 27,000.00	\$ 27,000.00
Economic Development	\$ 23,927.21			
Library HVAC	\$ 21,410.57			
Recreation Roof	\$ 31,600.00			
Emergency Management	\$ 4,378.80	\$ 4,500.00		
<b>TOTAL</b>	<b>\$ 908,678.07</b>	<b>\$ 923,649.90</b>	<b>\$ 942,158.46</b>	<b>\$ 974,448.41</b>

SOURCE: City of Caruthersville



12th & Ward Lift Station

Mooreland Drive



Improvements  
 Accomplished from  
 Local Gaming  
 Revenues

Crane Truck



# Lumière Place

General Manager: Brian Marsh  
 999 N. Second Street  
 St. Louis, MO 63102  
 (314) 881-7777

Date Licensed: December 19, 2007  
 Gaming Space: 75,000 Square Feet  
 Electronic Gaming Devices: 1,369  
 Table Games: 56  
 Buffet, (4) Specialty Restaurants, Coffee House  
 Meeting Space, Ballroom  
 294-Room Hotel  
 Parking Garage

Total Capital Investment in Property since Company Purchase: \$272,635,256 \*  
 Total Capital Investment in Property for Fiscal Year: \$7,924,292  
 Total Employee Compensation: \$29,767,877  
 Real Estate/Personal Property Tax: \$7,988,515  
 State Sales Tax: \$919,188  
 State Withholding Tax on Jackpots: \$1,513,408  
 Federal Withholding Tax on Jackpots: \$1,676,076  
 Charitable Donations: \$83,861  
 Total Employment: 765  
 Minority Employment: 503  
 Female Employment: 363

*\* Eldorado acquired property October 1, 2018*

## City of St. Louis

### Sources of Gaming Revenue:

**Local Portion of AGR Tax - 2.1%:** Allocated to support police patrols, fire marine unit supplies and conduct public safety related capital improvements on the riverfront.


**Local Portion of Admission Fee - \$1.00:** Allocated primarily to the City's Capital Fund. These funds are budgeted each year for items such as arterial street paving, bridge repair, rolling stock replacement, public building improvements, development efforts, etc.

	FY16	FY17	FY18	FY19	FY20b
<b>Public Safety</b>					
Police Patrols	\$ 2,800,000	\$ 2,700,000	\$ 4,000,000	\$ 3,400,000	\$ 3,000,000
Fire Department Marine Unit Supplies	\$ 19,716	\$ 3,053	\$ 27,695	\$ 17,062	\$ 30,000
<b>Subtotal</b>	<b>\$ 2,819,716</b>	<b>\$ 2,703,053</b>	<b>\$ 4,027,695</b>	<b>\$ 3,417,062</b>	<b>\$ 3,030,000</b>
<b>Capital Improvements</b>					
Capital Fund Contribution	\$ 4,390,000	\$ 4,400,000	\$ 3,300,000	\$ 4,000,000	\$ 4,800,000
<b>Subtotal</b>	<b>\$ 4,390,000</b>	<b>\$ 4,400,000</b>	<b>\$ 3,300,000</b>	<b>\$ 4,000,000</b>	<b>\$ 4,800,000</b>
<b>Total</b>	<b>\$ 7,209,716</b>	<b>\$ 7,103,053</b>	<b>\$ 7,327,695</b>	<b>\$ 7,417,062</b>	<b>\$ 7,830,000</b>

SOURCE: City of St. Louis



City Service Vehicle Fleet Replacements



Justice Center Roof Repairs

Improvements  
 Accomplished from  
 Local Gaming  
 Revenues

# Mark Twain Casino

General Manager: Luke Keller  
 104 Pierce Street  
 LaGrange, Missouri 63448  
 (573) 655-4770

Date Licensed: February 1, 2005  
 Gaming Space: 18,000 Square Feet  
 Electronic Gaming Devices: 438  
 Table Games: 10  
 (2) Specialty Restaurants  
 RV Park  
 Banquet Room

Total Capital Investment in Property since Company  
 Purchase: \$33,168,302  
 Total Capital Investment in Property for  
 Fiscal Year: \$538,698  
 Total Employee Compensation: \$5,794,672  
 Real Estate/Personal Property Tax: \$216,384  
 State Sales Tax: \$83,114  
 State Withholding Tax on Jackpots: \$205,575  
 Federal Withholding Tax on Jackpots: \$448,999  
 Charitable Donations: \$11,350  
 Total Employment: 194  
 Minority Employment: 18  
 Female Employment: 105

## City of LaGrange

<u>Department</u>	<u>2018/2019 Actual</u>
<b><u>Parks/Recreation/General</u></b>	
Park Equipment	\$ 25,000.00
Computers	\$ 5,000.00
<b><u>Streets</u></b>	
Road Maintenance/Street Safety	\$ 150,000.00
Sidewalks	\$ 10,000.00
<b><u>Water</u></b>	
New Water Lines	\$ 25,000.00
Equipment	\$ 6,000.00
<b><u>Wastewater</u></b>	
Sewer Lining Project	\$ 145,000.00
Equipment	\$ 14,000.00
<b><u>Public Safety - Police &amp; Fire</u></b>	
Police- Vehicle,Radios,Body Cams	\$ 50,200.00
Fire Equipment-Turn-Out-Gear	\$ 20,850.00
<b>Total</b>	<b>\$ 451,050.00</b>

SOURCE: City of LaGrange

Improvements  
 Accomplished from  
 Local Gaming  
 Revenues

Police Car





# River City Casino

General Manager: Chris Plant  
 777 River City Casino Blvd.  
 St. Louis, MO 63125  
 (314) 388-7502

Date Licensed: March 1, 2010  
 Gaming Space: 90,000 Square Feet  
 Electronic Gaming Devices: 1,929  
 Table Games: 53  
 Buffet, (5) Specialty Restaurants  
 200-Room Hotel  
 Parking Garage  
 Meeting Space

Total Capital Investment in Property since Company Purchase: \$487,879,608  
 Total Capital Investment in Property for Fiscal Year: \$4,486,037  
 Total Employee Compensation: \$37,016,404  
 Real Estate/Personal Property Tax: \$9,370,737  
 State Sales Tax: \$935,321  
 State Withholding Tax on Jackpots: \$2,777,814  
 Federal Withholding Tax on Jackpots: \$3,278,478  
 City Lease Payments: \$5,657,082  
 Charitable Donations: \$13,078  
 Total Employment: 891  
 Minority Employment: 654  
 Female Employment: 413

## St. Louis County

### Revenues:

Admission Tax	\$	4,992,066
Gaming Tax	\$	4,667,994
Total	\$	9,660,060

### Expenditures:

Police Crime Laboratory / 911 Call Center (reflects debt service expenditures made between 7/1/18 and 6/30/19)	\$	830,080	The County leveraged casino revenues to issue \$11.6 million in bonds in 2010 for the purpose of constructing a new police crime laboratory and equipping the County's 911 call center. The new lab provides adequate work space and allows employees to process evidence more efficiently. Casino revenues also helped to fund additional employees which will improve case turnaround time. The crime laboratory will help the Police Department with future accreditation and will help provide the St. Louis region with high quality, state of the art investigation services to help us prevent as well as react to crime in our community.
Business Incubator Center (reflects debt service expenditures made between 7/1/18 and 6/30/19)	\$	594,056	The County leveraged casino revenues to issue \$7.1 million in bonds in 2010 for the purpose of renovating and improving existing business incubator facilities and acquiring and renovating new business incubator facilities. These facilities provide affordable office and warehouse space and support services to new and growing businesses in a variety of disciplines including information technology, research, transportation and distribution, and professional services.
General public safety costs	\$	3,837,914	
General government costs	\$	4,398,010	
Total	\$	9,660,060	

SOURCE: St. Louis County

Improvements  
 Accomplished from  
 Local Gaming  
 Revenues

# St. Jo Frontier Casino

General Manager: Michael Tamburelli  
 777 Winners Circle  
 St. Joseph, Missouri 64505  
 (816) 279-5514

Date Licensed: February 1, 2005  
 Gaming Space: 18,000 Square Feet  
 Electronic Gaming Devices: 424  
 Table Games: 9  
 Buffet, (1) Specialty Restaurant  
 Meeting Space

Total Capital Investment in Property since Company  
 Purchase: \$46,550,782

Total Capital Investment in Property for  
 Fiscal Year: \$934,952

Total Employee Compensation: \$6,223,922  
 Real Estate/Personal Property Tax: \$221,698  
 State Sales Tax: \$123,404  
 State Withholding Tax on Jackpots: \$214,861  
 Federal Withholding Tax on Jackpots: \$421,558  
 Charitable Donations: \$21,038  
 Total Employment: 179  
 Minority Employment: 17  
 Female Employment: 98

## City of St. Joseph

Category	Actual FY2017/18	Projected FY2018/19
<b>City Sponsored Festivals / Celebrations</b>	\$ 42,060	\$ 57,060
<b>Downtown Development &amp; Revitalization</b>		
Downtown Partnership Contract	28,000	28,000
Prof Services-City Initiated Downtown TIF Proj.		
Allied Arts Contribution	62,500	60,000
<b>Infrastructure</b>		
Stormwater Grant		39,015
<b>Projects for Better Historic Preservation &amp; Property Maintenance Activity</b>	53,849	142,680
<b>Economic Development</b>		
Professional Services - Outside Legal Issues	111,667	170,084
C of C - Economic Development Contract	189,000	189,000
C of C - Marketing & Economic Dvlpmnt Project	15,000	15,000
Community Alliance Partnership	23,083	19,658
Innovation Stockyards	25,000	25,000
MO-KAN	25,000	25,000
Digital Sandbox Program	25,000	
<b>Capital Projects</b>		
Nature Center Wall Repair	21,294	
Missouri Theater Sound Improvements	100,000	
<b>Other</b>		
Public Awareness/Education	48,941	33,336
City's Rosecrans Airport-Operations Support	60,000	90,000
City's Parking Maintenance-Operations Support	6,500	6,500
City's Nature Center-Operations Support	45,000	45,000
MoDOT Lease Agreement Riverfont Park		
State Legislative Lobbyist	9,900	9,900
<b>Total Expenditures</b>	<b>\$ 891,794</b>	<b>\$ 955,233</b>

SOURCE: City of St. Joseph



Support for Local Festivals,  
 such as Trails West

Improvements  
 Accomplished from  
 Local Gaming  
 Revenues

## Buchanan County

	2017 ACTUAL EXPENDITURES	2018 ACTUAL EXPENDITURES	2019 BUDGET
<b>APPROPRIATIONS:</b>			
<b>Health and Welfare</b>			
Social Welfare Board	291,007.80	242,500.00	291,000.00
Health Department	72,316.44	72,889.62	74,000.00
<b>Public Services</b>			
Extension Council	95,379.09	91,516.66	91,200.00
Soil & Water Conserv.	5,000.00	0.00	5,000.00
<b>General Accounts</b>			
Tower Expenses	322,773.52	301,727.59	340,000.00
Professional Services	70,083.02	59,885.45	90,000.00
Reserve	8,387.10	106,656.92	329,740.94
<b>TOTAL</b>	<b>864,946.97</b>	<b>875,176.24</b>	<b>1,220,940.94</b>

SOURCE: Buchanan County

# Charitable Gaming

Charitable Gaming includes licensed bingo and other associated games such as pull-tabs, merchandise coin boards, and event tickets. Bingo was legalized in 1980 and came under the Missouri Gaming Commission on July 1, 1994. The operation of bingo and the other associated games is restricted to qualified licensed religious, charitable, fraternal, veteran, and service organizations. The Charitable Games Division also licenses hall providers, suppliers, and manufacturers of bingo products.

All proceeds over and above the actual cost of conducting bingo must be used for charitable, religious, or philanthropic purposes of the organization, and no part of the net earnings may inure to the benefit of any individual member of the organization. Bingo proceeds collected by not-for-profit organizations are used to fund various projects such as veterans homes, drug awareness programs, prevention of child abuse, cancer care and research, Alzheimer's care and research, Boy & Girl Scouts, various religious organizations, scholarships, sight and hearing care for impoverished citizens, and many more.

More than \$100 million has been generated in tax revenue since bingo was legalized. The chart below represents the actual tax reported for bingo paper and pull-tabs for the past five fiscal years. All bingo tax is deposited into the Proceeds for Education Fund. Although pull-tab sales have fluctuated, a comparison of tax paid per file period continues to show a decline in the overall taxes reported for bingo paper and pull-tab sales combined.

<b>Actual Tax Reported For File Period</b>					
<b>YEAR</b>	<b>FY15</b>	<b>FY16</b>	<b>FY17</b>	<b>FY18</b>	<b>FY19</b>
<b>PAPER</b>	\$905,442.01	\$885,509.67	\$820,607.40	\$795,776.15	\$755,346.72
<b>PULL-TAB</b>	\$871,079.93	\$861,580.95	\$830,425.39	\$819,718.21	\$814,344.31
<b>TOTAL</b>	<b>\$1,776,521.94</b>	<b>\$1,747,090.62</b>	<b>\$1,651,032.79</b>	<b>\$1,615,494.36</b>	<b>\$1,569,691.03</b>

The charts below reflect the total bingo taxes deposited and the total number of licensees over the past four years. The bingo tax deposited is different than the tax reported per file period because of the due date of reporting. Reports are due the last day of the month following the month in which the bingo card or pull-tab was sold; therefore, the tax collected for certain file periods during the fiscal year may be included in different fiscal year deposits.

<b>Total Deposits into Proceeds For Education</b>				
<b>Year</b>	<b>FY16</b>	<b>FY17</b>	<b>FY18</b>	<b>FY19</b>
<b>Tax Collected</b>	\$1,705,122.35	\$1,751,735.76	\$1,452,759.42	\$1,533,142.99
<b>Interest Earned</b>	\$872.94	\$663.32	\$1,201.95	\$11,235.14
<b>Total</b>	<b>\$1,705,995.29</b>	<b>\$1,752,399.08</b>	<b>\$1,453,961.37</b>	<b>\$1,544,378.13</b>

<b>TYPE OF LICENSE</b>	<b>FY16</b>	<b>FY17</b>	<b>FY18</b>	<b>FY19</b>
<b>REGULAR BINGO</b>	245	227	227	212
<b>SPECIAL BINGO</b> (Valid for one event from 1 to 7 days)	285	278	276	290
<b>ABBREVIATED PULL-TAB</b> (Valid for 24 hours, limit 15 per calendar year)	101	130	127	132
<b>SUPPLIER</b>	2	1	1	1
<b>MANUFACTURER</b>	5	5	4	4
<b>HALL PROVIDER</b>	73	68	68	61

# Fantasy Sports Contests

The Missouri Fantasy Sports Consumer Protection Act went into effect August 28, 2016. Five fantasy sports companies are currently offering fantasy sports contests in Missouri. Three additional companies have applications pending. Those applications are in various stages of completion and are currently being processed. Below are the fantasy sports companies operating in Missouri:

<b>Company</b>	<b>Web Address</b>	<b>Status</b>
DraftKings, Inc.	<a href="http://www.draftkings.com">www.draftkings.com</a>	Licensed
FanDuel, Inc.	<a href="http://www.fanduel.com">www.fanduel.com</a>	Licensed
Fantasy Draft, LLC	<a href="http://www.fantasydraft.com">www.fantasydraft.com</a>	Licensed
RealTime Fantasy Sports Inc.	<a href="http://www.RTSports.com">www.RTSports.com</a>	Licensed
SportsHub Games Network, Inc.	<a href="http://www.shgn.com">www.shgn.com</a>	Licensed

## Annual Operations Fees

<b>Fantasy Sports Contest Operator</b>	<b>Annual Operation Fees 2018</b>
DraftKings, Inc.	\$295,820.00
FanDuel, Inc.	\$313,951.00
Fantasy Draft, LLC	\$826.00
RealTime Fantasy Sports Inc.	\$3,795.00
SportsHub Technologies, LLC dba CDM Sports	\$2,225.00
<b>Total</b>	<b>\$616,617.00</b>

The above table shows the amount collected in annual operations fees from licensed operators for the calendar year 2018. Annual operations fees are collected each calendar year at the rate of 11.5% of the licensed operator's net revenue from the previous calendar year, and they are due on April 15<sup>th</sup> of each year. All revenue collected is placed in the Gaming Proceeds for Education fund.

# Enforcement

Pursuant to Section 313.004.9, RSMo, the Missouri Gaming Commission has an ongoing memorandum of understanding with the Missouri State Highway Patrol to assign troopers as gaming agents for criminal and regulatory enforcement of gaming laws in each of the thirteen licensed casinos. The officers assigned are organized under the Patrol's Gaming Division and also assist MGC investigators in conducting licensing investigations. The Gaming Division is one of the Highway Patrol's largest divisions, with an authorized strength of 128 uniformed members and three civilians. The 128 troopers assigned to the Gaming Division do not impact or reduce the number of troopers assigned to patrol Missouri roadways, as set forth in statute and allocated by the legislature.

The following chart depicts arrests for all casinos statewide:

2019 MSHP-GD FISCAL YEAR CASINO ARRESTS													
BOAT	JUL	AUG	SEP	OCT	NOV	DEC	JAN	FEB	MAR	APR	MAY	JUN	TOTALS
Ameristar KC	41	57	24	37	51	68	44	49	52	117	71	66	677
Ameristar SC	9	44	17	30	29	21	26	27	27	21	15	23	289
Argosy	69	44	61	51	64	70	65	54	61	30	30	82	681
Harrah's NKC	26	51	51	11	3	24	25	25	10	59	39	42	366
Hollywood - STL	22	18	14	21	11	18	10	26	12	9	22	68	251
Isle of Capri - Boonville	6	0	2	0	0	1	6	1	4	1	4	4	29
Isle of Capri - Cape	3	8	3	1	14	4	3	6	2	1	2	11	58
Isle of Capri - KC	59	137	78	48	31	74	100	86	59	63	57	47	839
Lady Luck/ IOC	0	1	0	1	1	1	0	4	2	0	1	0	11
Lumiere Place	196	196	205	173	157	221	202	172	109	119	56	65	1871
Mark Twain	1	7	3	1	1	5	2	2	2	24	0	0	48
River City	92	67	107	68	58	33	59	55	64	76	76	62	817
St. Jo Frontier	7	4	1	0	1	1	0	6	4	0	2	2	28
<b>TOTALS</b>	<b>531</b>	<b>634</b>	<b>566</b>	<b>442</b>	<b>421</b>	<b>541</b>	<b>542</b>	<b>513</b>	<b>408</b>	<b>520</b>	<b>375</b>	<b>472</b>	<b>5965</b>

# Notes

# Notes

