

Missouri Gaming Commission



Annual Report 2021



The Missouri Gaming Commission
will regulate charitable and commercial
gaming in a manner which promotes a positive
impact on the State and ensures the integrity of the industry.

MGC Mission Statement

Visit Us At:

<http://www.mgc.dps.mo.gov>

<http://www.showmegaming.com>

Table of Contents

Executive Director Peggy D. Richardson.....	4
Message from Chairman Mike Leara	5
Commissioners	6
Money to Worthy Causes	8
Gaming Taxes & Admissions	9
Economic Impact	10
Report on Competitiveness	11
Fiscal Year 2021 Project Summary	12
Fund Balance Report.....	13
FY 2021 Operation Results	
Ameristar Casino Kansas City.....	14
Ameristar Casino St. Charles	15
Argosy Riverside Casino	16
Casino KC.....	17
Century Casino Cape Girardeau.....	18
Century Casino Caruthersville	19
Harrah’s Kansas City	20
Hollywood Casino.....	21
Isle of Capri – Boonville	22
Lumière Place.....	23
Mark Twain Casino	24
River City Casino	25
St. Jo Frontier Casino	26
Charitable Gaming.....	27
Fantasy Sports	28
Missouri State Highway Patrol	29

Executive Director Peggy D. Richardson



Peggy D. Richardson is a former judge in Moniteau County having served for over 22 years. Richardson was elected Associate Circuit Judge in Moniteau County in 1998, and re-elected every four years after until she became Circuit Judge for the 26th Judicial Circuit in 2016. She received her undergraduate degree from Central Missouri State University and her Juris Doctorate from the University of Missouri. She is a Morgan County native and a graduate of Tipton High School.

Peggy Richardson is the eighth executive director and the first woman in the role in Missouri Gaming Commission history. Richardson began her duties May 14, 2021.

Message from Chairman Mike Leara



The end of Fiscal Year 2021 resulted in a milestone for the Missouri Gaming Commission. We reached the \$1 billion mark of money contributed to worthy causes. The Veterans Capital Improvement Trust Fund, Missouri National Guard Fund, Access Missouri Financial Assistance Fund and the Compulsive Gambler Fund are the recipients of the important admissions taxes from Missouri's riverboat gambling casinos. A \$2 per two hour charge is paid by the casinos for each patron accessing the gaming floor. Half of these monies go to the home dock cities and/or counties where casinos are located. The other half goes to the Missouri Gaming Commission Fund, which pays our expenses. The worthy causes, established by the legislature, get set amounts by statute from the MGC Fund. In a post-COVID-19 year, it was exciting to reach the \$1 billion mark.

Financial numbers indicate Missouri's riverboat casinos are regaining some of their losses after the COVID-19 shutdowns. Year-over-year AGR is up 28% with admissions continuing to hold steady. Some casinos have kept various health and wellness restrictions in place with the current resurgence of COVID-19. MGC has no jurisdiction over local health and wellness directives, and we support the riverboat casinos in the efforts they make.

FY 2021's legislative session was bustling with bills for sports wagering, suspected illegal machines, video lottery terminal legislation, and iGaming. At session's end these bills did not advance. The only piece of legislation to pass was Senate Bill 26, which gives Caruthersville the ability to open a facility which will not have the liability and flooding issues as the riverboat in which they now operate. It was a prudent move and helps the community keep a valuable asset and major employer. As with each year, MGC staff is ready for any direction the legislature extends to us, and we anticipate the dialogue will continue in regard to sports wagering and other issues next session.

Charitable Bingo saw license numbers decrease during FY 2021 and we await the reopening of those organizations which closed due to COVID-19. At the start of the pandemic there were 207 Bingo licensees. Currently we have 191 regular bingo licenses and of those, 164 are currently open and conducting Bingo games. Eighteen halls have not reopened since initially closing in March of 2020. We are hoping they can restart regular operations at some point.

I'm proud of MGC staff which regulates the riverboat casinos, fantasy sports, and charitable gaming industry capably and diligently. I'd also like to thank the Missouri State Highway Patrol for their contributions to our mission. Troopers ensure the integrity of gaming in Missouri by serving as gaming agents on each of the riverboat casinos. MSHP investigators aid us in licensing employees and the many companies we oversee. We could not do our jobs without them.

Lastly, a special thanks goes to my fellow commissioners whose commitment to public service in the best interests of the people and the State of Missouri is unwavering.

I'm happy to present to you the FY 2021 Annual Report.

Commissioners

Mike Leara, *Chairman*



Mike Leara was born and raised in St. Louis, Missouri. He attended St. Louis Community College at Meramec and Saint Louis University. Mr. Leara spent his early days in the financial services industry with Merrill Lynch in St. Louis and Houston, Texas. In 1995, Mr. Leara joined Stifel, Nicolaus & Co. until becoming an independent advisor and brokerage firm Principal in 1999. Mr. Leara is currently the owner of Gateway Advisors, LLC, a Registered Investment Advisory firm located in St. Louis.

Mr. Leara began his political career as president of the Concord Township Republicans in 1997 and subsequently appointed Committeeman of Concord Township in 2003, re-elected in 2004 and 2008. In 2008 Mr. Leara was also elected to the Missouri House of Representatives. While serving in the Missouri House, he served as Chairman of the House Committee on Pensions, Joint Committee on Pensions and Administration & Accounts Committee. Mr. Leara also served as Vice-Chair of the Missouri State Employees Retirement System (MOS-ERS). Mr. Leara was re-elected in 2010, 2012 and 2014 serving until his retirement in January 2017. Mr. Leara is a member of Abiding Savior Lutheran Church in St. Louis and in his spare time, enjoys restoring muscle cars, motorcycles and military vehicles.

Brandon Boulware



Brandon J.B. Boulware (Kansas City) is a partner at Boulware Law LLC in Kansas City. Mr. Boulware represents individuals and corporations – as both plaintiffs and defendants – in business disputes and personal injury matters across the country. Mr. Boulware has over 15 years of litigation experience in state and federal courts, starting his legal career as a clerk for the Chief Justice of the Missouri Supreme Court. He is a graduate of the University of Missouri-Columbia and American University-Washington College of Law. Mr. Boulware is a trustee of the St. Paul's Episcopal Day School. He and his wife have four children.

Pat Conway



Pat Conway is a lifetime resident of St. Joseph, Missouri. He served in the Missouri House of Representatives from 2010-2019 for the 10th District. Pat Conway was Buchanan County Clerk from 1983-2010. A Vietnam Veteran, Conway has served on the Missouri Veterans Commission and is a member of the Knights of Columbus, the American Legion and several other military and civic organizations. He's a graduate of Missouri Western State University with a Bachelor of Science degree in Social Science.

David W. Hane



David W. Hane of Laclede is the former city manager and police chief of Brookfield, Missouri. Hane was appointed as a police officer in 1975, then as police chief in 1982 and served the community for 38 years. He was appointed as city manager in 2005, serving in both capacities until his retirement in 2013. David is a graduate of Meadville, Missouri schools, earned a BS in Criminal Justice from Truman State University in Kirksville, and is a graduate of the FBI Academy in Quantico, VA. David is a member of several law enforcement organizations and also has volunteered his time to the Brookfield Lions Club, Brookfield Chamber of Commerce, and the Brookfield Area Growth Partnership.

Jan M. Zimmerman



Jan Zimmerman began her career in law enforcement in 1979 as a dispatcher with the Kansas City, Missouri Police Department. She attended the Police Academy at Kansas City and was sworn in as a police officer there in 1982. She rose through the ranks in Kansas City, holding assignments in Patrol, the Chief's Office, Human Resources, Narcotics and Vice, Financial Services, Information Technology and the Training Academy. She was ultimately promoted to Major, which was her rank when she retired to accept the position of Chief of Police of Raymore in 2012. Chief Zimmerman is a proud alumnus of both the FBI National Academy in Quantico and the Southern Police Institute at the University of Louisville. Additionally, she holds a Bachelor's Degree in Criminal Justice and a Master's Degree in Public Administration from Park University. Chief Zimmerman is married to retired KCPD Deputy Chief David Zimmerman, and has two daughters and three grandchildren.

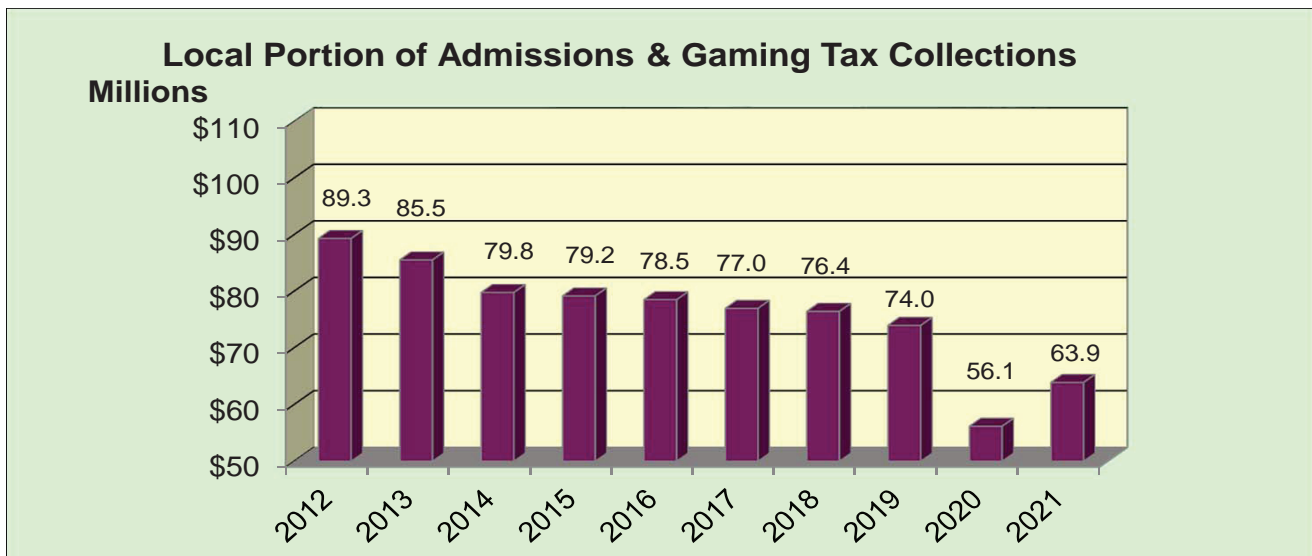
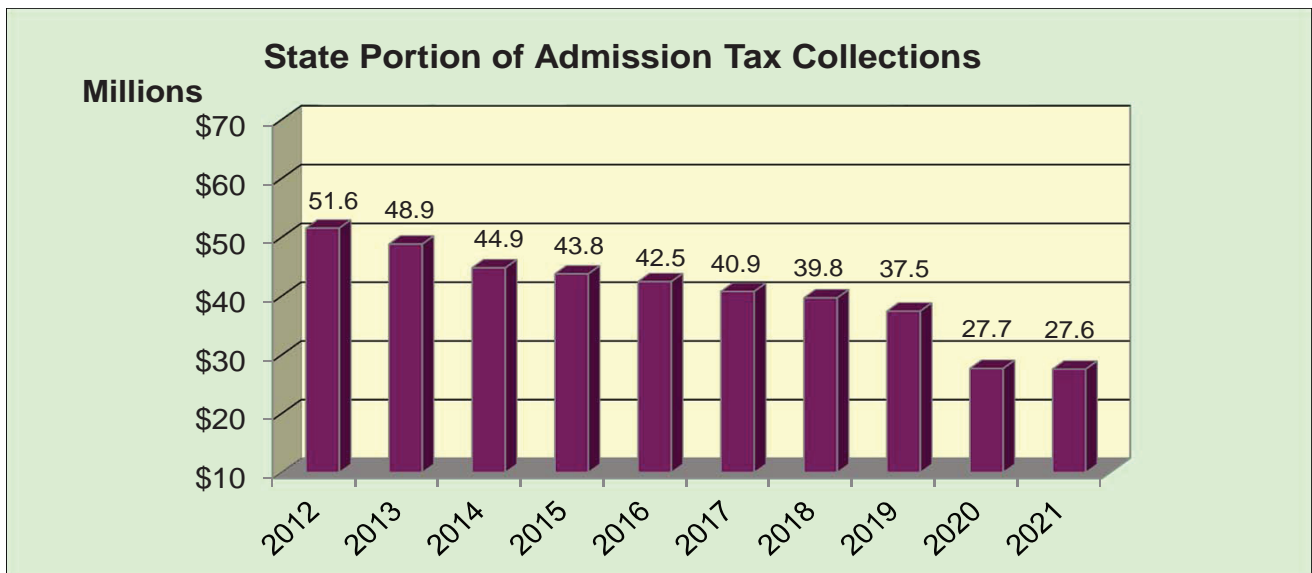
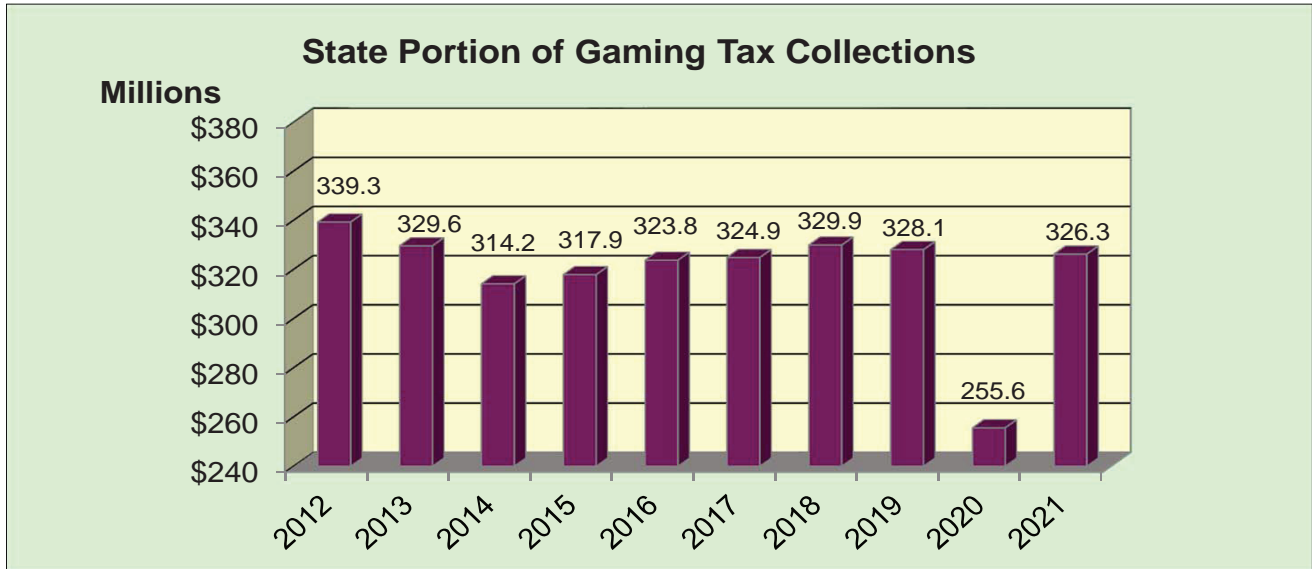
Money to Worthy Causes

			
Veterans Commission Capital Improvement Trust Fund	Missouri National Guard Trust Fund	MO College Guarantee/Access Missouri Financial Assistance Fund	Compulsive Gamblers Fund
\$17,626,577.82	\$4,000,000.00	\$5,000,000.00	\$194,181.00

Missouri Gaming Commission Summary of Fund Transfers from Gaming Commission Fund						
Fiscal Year of Transfer	Veterans Commission Capital Improvement Trust Fund	Missouri National Guard Trust Fund	Mo College Guarantee / Access Missouri Financial Assistance Fund	Early Childhood Development, Education and Care Fund	Compulsive Gamblers Fund	Totals
FY 1994/1995	\$8,408,536.13					\$8,408,536.13
FY 1996	\$23,487,182.59					\$23,487,182.59
FY 1997	\$30,388,830.54					\$30,388,830.54
FY 1998	\$35,905,493.46					\$35,905,493.46
FY 1999	\$3,000,000.00	\$3,000,000.00	\$4,500,000.00	\$30,237,763.51		\$40,737,763.51
FY 2000	\$3,000,000.00	\$3,000,000.00	\$4,500,000.00	\$34,217,803.75		\$44,717,803.75
FY 2001	\$3,000,000.00	\$3,000,000.00	\$4,500,000.00	\$30,691,290.20	\$46,612.00	\$41,237,902.20
FY 2002	\$3,000,000.00	\$3,000,000.00	\$4,500,000.00	\$31,266,433.92	\$398,074.00	\$42,164,507.92
FY 2003	\$3,000,000.00	\$3,000,000.00	\$4,500,000.00	\$33,947,613.45	\$489,850.00	\$44,937,463.45
FY 2004	\$6,000,000.00	\$4,000,000.00	\$5,000,000.00	\$30,320,589.96	\$489,850.00	\$45,810,439.96
FY 2005	\$6,000,000.00	\$4,000,000.00	\$5,000,000.00	\$30,969,773.54	\$489,850.00	\$46,459,623.54
FY 2006	\$6,000,000.00	\$4,000,000.00	\$5,000,000.00	\$31,449,559.64	\$143,668.48	\$46,593,228.12
FY 2007	\$6,000,000.00	\$4,000,000.00	\$5,000,000.00	\$27,513,142.50	\$296,081.66	\$42,809,224.16
FY 2008	\$6,000,000.00	\$4,000,000.00	\$5,000,000.00	\$26,158,125.21	\$504,438.31	\$41,662,563.52
FY 2009	\$6,000,000.00	\$4,000,000.00	\$5,000,000.00	\$30,146,510.30	\$522,323.49	\$45,668,833.79
FY 2010	\$6,000,000.00	\$4,000,000.00	\$5,000,000.00	\$30,187,344.07	\$449,829.88	\$45,637,173.95
FY 2011	\$6,600,000.00	\$4,000,000.00	\$5,000,000.00	\$30,602,202.47	\$297,683.81	\$46,499,886.28
FY 2012	\$6,000,000.00	\$4,000,000.00	\$5,000,000.00	\$28,167,184.85	\$70,000.00	\$43,237,184.85
FY 2013	\$30,492,690.60	\$4,000,000.00	\$5,000,000.00		\$150,000.00	\$39,642,690.60
FY 2014	\$26,837,608.59	\$4,000,000.00	\$5,000,000.00		\$150,000.00	\$35,987,608.59
FY 2015	\$26,806,819.71	\$4,000,000.00	\$5,000,000.00		\$80,000.00	\$35,886,819.71
FY 2016	\$26,302,995.44	\$4,000,000.00	\$5,000,000.00		\$150,000.00	\$35,452,995.44
FY 2017	\$23,965,570.07	\$4,000,000.00	\$5,000,000.00		\$100,000.00	\$33,065,570.07
FY 2018	\$21,990,766.73	\$4,000,000.00	\$5,000,000.00		\$100,000.00	\$31,090,766.73
FY 2019	\$18,578,239.98	\$4,000,000.00	\$5,000,000.00		\$115,000.00	\$27,693,239.98
FY 2020	\$11,661,754.16	\$4,000,000.00	\$4,000,000.00		\$70,000.00	\$19,731,754.16
FY 2021	\$17,626,577.82	\$4,000,000.00	\$5,000,000.00		\$194,181.00	\$26,820,758.82
Totals	\$372,053,065.82	\$87,000,000.00	\$111,500,000.00	\$425,875,337.37	\$5,307,442.63	\$1,001,735,845.82

Note: In FY 2013, the 96th Missouri General Assembly passed House Bill 1731, which made major changes to the distribution of net proceeds (transfers) from the Gaming Fund. The bill removed the Early Childhood Development, Education and Care Fund from the distribution formula, changed the order of distribution of the remaining funds in the formula and established that all remaining net proceeds be transferred to the Veterans Commission Capital Improvement Trust Fund.

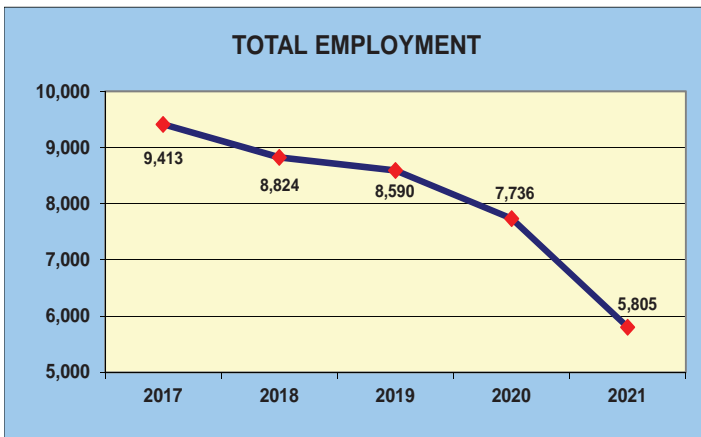
Gaming Taxes & Admissions



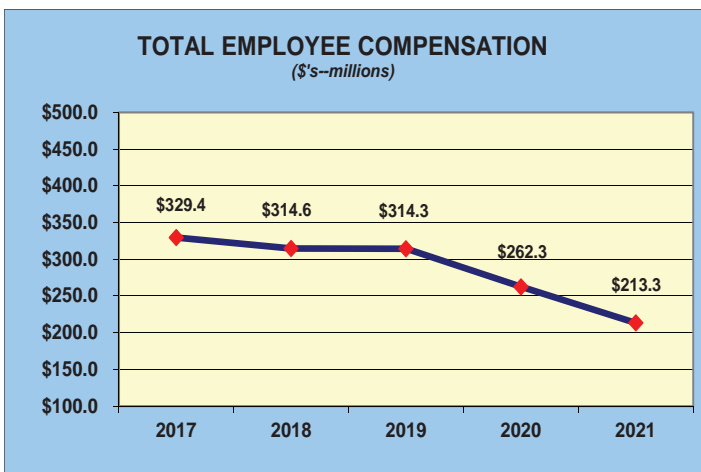
Economic Impact

In FY 2021, Missouri casinos:

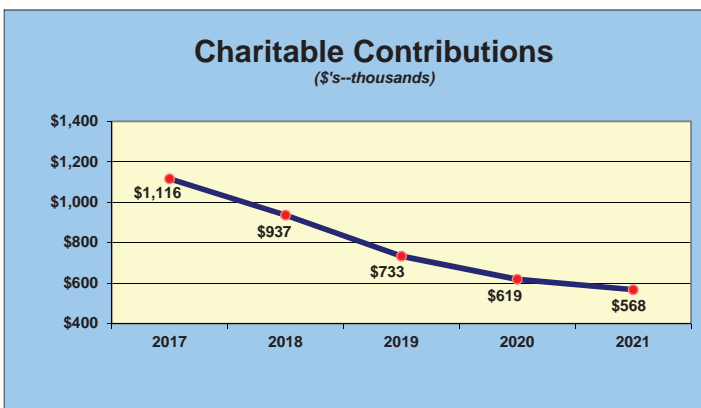
- Employed **5,805** people
- Paid Wages of **\$213.3 million**
- Contributed **\$362.5 million** in direct gaming taxes to state and local home-dock governments
- Contributed **\$55.2 million** in total state admission fees to special state funds and home-dock governments
- Earned **\$1.726 billion** in gross gaming revenue
- Paid total real estate and sales taxes of **\$52.3 million**, for a combined total of gaming and other taxes of **\$470 million**
- Invested a total of **\$3.2 billion** in capital investments to date



CASINO	2017	2018	2019	2020	2021
Ameristar Casino Kansas City	1,090	971	975	924	583
Ameristar Casino St. Charles	1,566	1,506	1,557	1,398	951
Argosy Riverside Casino	776	757	784	710	805
Hollywood Casino	1,140	1,093	1,111	860	541
Harrah's Kansas City	1,015	978	948	950	734
Isle of Capri - Boonville	457	426	394	365	311
Century Casino - Cape Girardeau	424	359	332	272	243
Casino KC	363	285	261	242	296
Century Casino - Caruthersville	232	207	199	174	170
Lumière Place	896	851	765	663	399
River City Casino	1,052	1,027	891	852	509
Mark Twain Casino	200	192	194	170	119
St. Jo Frontier Casino	202	172	179	156	144
TOTAL EMPLOYMENT	9,413	8,824	8,590	7,736	5,805



CASINO	2017	2018	2019	2020	2021
Ameristar Casino Kansas City	\$ 35.8	\$ 31.3	\$ 35.2	\$ 28.9	\$ 24.2
Ameristar Casino St. Charles	\$ 54.0	\$ 48.2	\$ 52.0	\$ 43.7	\$ 37.5
Argosy Riverside Casino	\$ 31.9	\$ 31.5	\$ 31.1	\$ 24.2	\$ 17.3
Hollywood Casino	\$ 41.2	\$ 40.2	\$ 40.0	\$ 32.6	\$ 17.8
Harrah's Kansas City	\$ 35.6	\$ 36.8	\$ 36.1	\$ 33.0	\$ 30.1
Isle of Capri - Boonville	\$ 12.9	\$ 12.6	\$ 11.6	\$ 9.4	\$ 10.1
Century Casino - Cape Girardeau	\$ 13.2	\$ 11.9	\$ 10.8	\$ 9.7	\$ 10.1
Casino KC	\$ 16.9	\$ 14.1	\$ 12.2	\$ 10.4	\$ 12.7
Century Casino - Caruthersville	\$ 7.4	\$ 6.9	\$ 6.6	\$ 6.1	\$ 7.0
Lumière Place	\$ 30.9	\$ 31.6	\$ 29.7	\$ 22.2	\$ 19.2
River City Casino	\$ 37.1	\$ 37.6	\$ 37.0	\$ 31.0	\$ 18.9
Mark Twain Casino	\$ 5.6	\$ 5.8	\$ 5.8	\$ 5.0	\$ 4.1
St. Jo Frontier Casino	\$ 6.9	\$ 6.1	\$ 6.2	\$ 6.1	\$ 4.3
TOTAL EMPLOYEE COMPENSATION	\$ 329.4	\$ 314.6	\$ 314.3	\$ 262.3	\$ 213.3



Report on Competitiveness

COMPETITIVE TAX RATES AND FACILITIES

ILLINOIS	Commercial Gaming Graduated tax rate from 15% to 50% of gross gaming revenue, \$2 to \$3 admissions tax Net Effective Tax Rate Consumer spending on Commercial Casino Gaming Calendar Year 2020 Video Lottery Terminal Locations	10 Casinos 21.8% \$743.4 million 7,233
INDIANA	Commercial Gaming Graduated tax rate from 15% to 40% of gross gaming revenue; land-based, with one exception, also pay a supplemental wagering tax of 3.5% At racinos, the graduated tax is from 25% to 35% of gross gaming revenue Net Effective Tax Rate Consumer Spending on Commercial Casino Gaming Calendar Year 2020 Native American Gaming <i>*(11 riverboat or land-based, 2 racinos)</i>	13 Casinos* 22.9% \$1,709.5 million 1 Casino
IOWA	Commercial Gaming Graduated tax rate from 5% to 22% on gross gaming revenue at riverboats and land-based casinos and up to 24% at racetracks with slots and table games Net Effective Tax Rate Consumer Spending on Commercial Casino Gaming Calendar Year 2020 Native American Gaming <i>*(17 riverboat or land-based, 2 racinos)</i>	19 Casinos* 21.3% \$1,167.7 million 4 Casinos
KANSAS	Commercial Gaming Straight-Line tax rate of 27% Net Effective Tax Rate Consumer spending on Commercial Casino Gaming Calendar Year 2020 Native American Gaming	4 Casinos 27.0% \$299.5 million 7 Casinos
MISSISSIPPI	Commercial Gaming Graduated tax from 4% to 8% on gaming revenues; additional 3% to 4% tax on gaming revenues may be imposed by local governments Net Effective Tax Rate Consumer Spending on Commercial Casino Gaming Calendar Year 2020 Native American Gaming	26 Casinos 11.9% \$1,795.2 million 3 Casinos
OKLAHOMA	Racetrack Casinos -Graduated state tax from 35% to 50% on gross gaming revenue Consumer Spending on Commercial Casino Gaming Calendar Year 2020 Native American Gaming	2 Racinos \$101.7 million 141 Casinos
ARKANSAS	Commercial Gaming Graduated tax from 13% to 20% on gaming revenues Net Effective Tax Rate Consumer spending on Commercial Casino Gaming Calendar Year 2020 <i>*(1 land based casino, 2 racinos)</i>	3 Casinos* 14.2% \$355.5 million

Data compared on calendar year basis. Source: AGA State of the States 2021

MISSOURI COMPETITIVENESS

Commercial Gaming -- 13 casinos

21% tax on gross gaming revenue

(90%/10% split - state/home dock community respectively)

\$2 per patron admission fee, per excursion, split between home dock community and the state

Net Effective Tax Rate

Commercial Casinos -- 24.5%

Missouri ranked #9 in total state tax gaming revenues

(reflecting a 29.2% decrease over the prior calendar year)

Missouri ranked #8 in consumer spending on commercial casino gaming

with \$1,264 million AGR for Calendar Year 2020

(reflecting a 26.9% decrease over the prior calendar year)

St. Louis, MO/IL is listed as #7 in the top U.S. Casino Markets

Calendar Year 2020, with \$677 million AGR

Kansas City, MO/KS is listed as #13 in the top U.S. Casino Markets

Calendar Year 2020, with \$571 million AGR

Sources: AGA State of the States 2021

Fiscal Year 2021 Project Summary

CASINO / LOCATION	LOCATION OPENING DATE	ADMISSIONS	ADMISSION FEES (a)	ADJUSTED GROSS RECEIPTS	GAMING TAX (b)	ESTIMATED CAPITAL INVESTMENT *	TABLE GAMES	SLOT MACHINES	GAMING SPACE (SQ FT)	ADMISSION FEES PERCENTAGE OF STATE TOTAL	GAMING TAX PERCENTAGE OF STATE TOTAL	Total Employee Compensation	Real Estate Property Tax	State Sales Tax	Charitable Donations	City Lease Payments	EMPLOYEES	Minority Employees	Minority Salaried Positions	Female Employment	Female Salaried Employees
Ameristar Casino St. Charles	27-May-94	4,157,648	\$ 8,315,296	\$ 283,389,332	\$ 59,511,760	\$ 853,140,981	69	2,000	130,000	15.05%	16.42%	\$ 37,484,993	\$ 6,507,095	\$ 1,294,713	\$ 34,133	\$ -	951	372	38	423	71
Argosy Riverside Casino	22-Jun-94	2,484,398	\$ 4,968,796	\$ 160,153,151	\$ 33,632,162	\$ 93,522,628	30	1,139	62,000	8.99%	9.28%	\$ 17,318,527	\$ 2,758,104	\$ 475,479	\$ 60,513	\$ 4,540,796	805	328	47	400	77
St. Jo Frontier Casino	24-Jun-94	747,498	\$ 1,494,996	\$ 41,480,517	\$ 8,710,908	\$ 55,474,900	6	446	18,000	2.71%	2.40%	\$ 4,342,850	\$ 266,006	\$ 75,184	\$ 26,751	\$ -	144	15	2	78	8
Harrah's Kansas City	22-Sep-94	3,058,271	\$ 6,116,542	\$ 182,521,417	\$ 38,329,498	\$ 464,257,998	64	1,001	63,300	11.07%	10.57%	\$ 30,110,592	\$ 2,785,399	\$ 1,194,558	\$ 144,337	\$ 2,861,956	734	283	22	349	47
Century Casino - Caruthersville	27-Apr-95	686,907	\$ 1,373,814	\$ 46,787,851	\$ 9,825,449	\$ 66,494,415	9	530	21,400	2.49%	2.71%	\$ 7,001,197	\$ 340,943	\$ 73,440	\$ 20,115	\$ -	170	54	2	91	9
Casino KC	18-Oct-96	1,693,935	\$ 3,387,870	\$ 83,519,007	\$ 17,538,991	\$ 114,286,660	17	792	45,300	6.13%	4.84%	\$ 12,687,451	\$ 418,663	\$ 274,021	\$ 2,853	\$ 3,054,062	296	136	13	132	24
Ameristar Casino Kansas City	16-Jan-97	3,013,669	\$ 6,027,338	\$ 187,218,094	\$ 39,315,800	\$ 362,315,914	63	1,878	140,000	10.91%	10.85%	\$ 24,207,869	\$ 4,429,344	\$ 1,151,249	\$ 27,915	\$ 140,000	583	240	23	260	47
Hollywood Casino	11-Mar-97	3,102,761	\$ 6,205,522	\$ 189,805,367	\$ 39,859,127	\$ 112,940,884	82	1,353	120,000	11.23%	11.00%	\$ 17,838,995	\$ 9,716,404	\$ 509,346	\$ 40,000	\$ -	541	254	26	262	38
Isle of Capri -- Boonville	06-Dec-01	1,167,541	\$ 2,335,082	\$ 80,556,730	\$ 16,916,913	\$ 135,113,000	16	835	28,000	4.23%	4.67%	\$ 10,082,000	\$ 650,000	\$ 293,000	\$ 25,000	\$ -	311	47	4	166	18
Mark Twain Casino	25-Jul-01	567,078	\$ 1,134,156	\$ 38,698,215	\$ 8,126,625	\$ 33,923,602	7	420	18,000	2.05%	2.24%	\$ 4,079,805	\$ 228,878	\$ 41,566	\$ 17,850	\$ -	119	12	1	58	7
Lumiere Place	19-Dec-07	2,724,897	\$ 5,449,794	\$ 161,549,418	\$ 33,925,378	\$ 279,741,505	26	1,226	75,000	9.86%	9.36%	\$ 19,215,713	\$ 7,811,553	\$ 292,431	\$ 56,177	\$ -	399	261	38	188	35
River City Casino	01-Mar-10	3,145,026	\$ 6,290,052	\$ 199,915,075	\$ 41,982,166	\$ 492,222,971	35	1,899	90,000	11.39%	11.58%	\$ 18,859,390	\$ 9,349,678	\$ 231,060	\$ 58,464	\$ 6,813,932	509	254	31	240	43
Century Casino - Cape Girardeau	30-Oct-12	1,072,405	\$ 2,144,810	\$ 70,667,731	\$ 14,840,224	\$ 139,974,640	23	842	38,600	3.88%	4.09%	\$ 10,136,811	\$ 1,028,344	\$ 105,350	\$ 53,848	\$ -	243	41	1	108	13
GRAND TOTALS		27,622,034	\$ 55,244,068	\$ 1,726,261,904	\$ 362,515,000	\$ 3,203,410,098	447	14,361	849,600	100%	100%	\$ 213,366,193	\$ 46,290,412	\$ 6,011,397	\$ 567,956	\$17,410,746	5,805	2,297	248	2,755	437

* Figures reflect the current property investments since company purchase as reported to MGC

(a) 50% of Admission Fees go to the State, with the remaining 50% to the Local Home Dock.

(b) 90% of Gaming Taxes go to the State, with the remaining 10% to the Local Home Dock.

The figures published in this report are subject to adjustment.

Missouri Gaming Commission
Statement of Revenues, Expenditures, and Changes in Fund Balance
Fiscal Year 2021 ended June 30, 2021

Beginning Cash Balance **\$4,461,754.16**

Revenues		Gaming Commission Expenditures	
License Fees		Salaries	\$9,842,109.66
Gaming License Application Fee	\$165,000.00	Fringe Benefits	\$7,432,110.29
Bingo License Fee	\$11,835.00	Travel In-State	\$32,952.38
Bingo Hall Provider License	\$3,600.00	Travel Out-of-State	\$1,778.90
Bingo Supplier License	\$1,000.00	Supplies	\$53,214.36
Bingo Manufacturer License	\$4,000.00	Professional Development	\$13,311.23
Level 1 Occupational License Application Fee	\$11,000.00	Communication Services & Supplies	\$290,237.40
Level 2 Occupational License Application Fee	\$96,000.00	Professional Services	\$545,604.81
Supplier Level 2 Occupational Lic Application Fee	\$5,400.00	Maintenance & Repair Services	\$187,818.40
Supplier Level 2 Annual Occupational License Renewal	\$28,000.00	Computer Equipment	\$66,139.96
Fantasy Sports License Fee	\$10,000.00	Office Equipment	\$2,090.77
Gaming License Renewal Fee	\$475,000.00	Property and Improvements	\$3,500.00
Level 1 Occupational License Renewal Fee	\$10,200.00	Equipment Rental & Leases	\$1,690.30
Level 2 Occupational License Renewal Fee	\$316,180.00	Building Lease Payments	\$468,349.67
Supplier License Application Fee	\$30,000.00	Miscellaneous Expenses	\$12,024.08
Supplier Annual License Renewal Fee	\$110,000.00	Total Gaming Commission Expenditures	\$18,952,932.21
Replacement Gaming License	\$8,765.00		
Class A - Key License Renewal Fee	\$34,250.00	Other Expenditures & Transfers	
Supplier Key & Level 1 Application Fee	\$38,000.00	Attorney General Salaries	\$120,112.00
Supplier Key & Level 1 License Fee	\$22,050.00	Attorney General Expense & Equipment	\$23,968.98
Liquor License	\$6,500.00	MSHP Automotive Technician Salaries	\$6,120.02
Total License Fees	\$1,386,780.00	MSHP Vehicle Maintenance	\$338,891.63
		MSHP Gasoline	\$341,375.97
Reimbursements		MSHP Administration Expense & Equipment	\$1,721.78
MGC Reimbursement - Company Background	\$5,008.94	MSHP Academy Salaries	\$179,387.38
MGC Reimbursement - Level 1 Background	\$55,911.92	MSHP Academy Expense & Equipment	\$57,927.50
MGC Reimbursement - Supplier Background	\$191,913.00	MSHP Admin Salaries	\$12,725.45
MGC Reimbursement - Enforcement	\$17,688,970.00	MSHP Technical Services Expense & Equipment	\$19,424.00
MGC Reimbursement - Fantasy Sports	\$5,325.77	Vehicle Replacement	\$330,468.00
Total Reimbursements	\$17,947,129.63	Boards and Committees-Other Funds	\$6,811.96
		Juvenile Court Diversion	\$374,900.50
Other Income		Total Other Expenditures & Transfers	\$1,813,835.17
Admission Fees	\$27,563,138.77		
Time Deposits and Security Interest	\$23,496.35	Appropriated Transfers	
IAB and Federal Reimbursement	\$37,760.74	Veterans Commission CI Trust Fund	\$17,461,754.16
Employee Personal Exp Reimbursement	\$733.86	Missouri National Guard Trust Fund	\$4,000,000.00
Appropriated Transfer In	\$7,703.65	Missouri College Guarantee Fund	\$5,000,000.00
Other Refunds	\$1,215.18	Compulsive Gamblers Fund	\$194,181.00
Rebates	\$1,274.45	Cost Allocation Plan Transfer to General Revenue	\$509,119.00
Miscellaneous Receipts	\$1,853.96	Total Appropriated Transfers	\$27,165,054.16
Total Other Income	\$27,637,176.96		
		Total Expenditures & Transfers	\$47,931,821.54
Total Revenues	\$46,971,086.59	Add: Miscellaneous Deductions Payable	\$1,953.45
		Add: Lapse Period Expenditures	\$1,123,605.16
		Ending Cash Balance*	\$4,626,577.82

*The ending cash balance will be transferred to the Veteran's Commission Capital Improvement Trust Fund.

Ameristar Casino Kansas City

General Manager: Keith Henson
 3200 N. Ameristar Drive
 Kansas City, Missouri 64161
 (816) 414-7000

Date Licensed: December 19, 2000
 Gaming Space: 140,000 Square Feet
 Electronic Gaming Devices: 1,878
 Table Games: 63
 (4) Specialty Restaurants, & Food Court
 Parking Garage
 184-Room Hotel
 18-Screen Movie Theatre, Concert Hall, Meeting Space

Total Capital Investment in Property since Company Purchase: \$362,315,914
 Total Capital Investment in Property for Fiscal Year: \$3,878,374
 Total Employee Compensation: \$24,207,869
 Real Estate/Personal Property Tax: \$4,429,344
 State Sales Tax: \$1,151,249
 State Withholding Tax on Jackpots: \$2,667,089
 Federal Withholding Tax on Jackpots: \$3,791,956
 City Lease Payments: \$140,000
 Charitable Donations: \$27,915
 Charitable Contributions By Patrons: \$9,439
 Total Employment: 583
 Minority Employment: 240
 Female Employment: 260

City of Kansas City, MO

	Adopted FY 2019-20	Adopted FY 2020-21	Adopted FY 2021-22
Equipment			
City Fleet Replacement	\$ 1,313,803	\$ 1,857,547	\$ 1,493,150
Smart Cities Initiative	409,812	410,812	410,812
Equipment Total:	\$ 1,723,615	\$ 2,268,359	\$ 1,903,962
Public Facilities			
City Market Debt Service	412,906	416,062	228,251
Tow Lot Debt Service	1,401,365	1,388,650	1,389,088
HOK Sport Garage Debt	618,390	0	0
Kauffman Performing Arts Center Garage Debt Service	7,465,616	7,750,521	6,522,899
Subtotal:	\$ 9,898,277	\$ 9,555,233	\$ 8,140,238
Economic Development			
Columbus Park Debt Service	\$ 78,108	\$ 76,408	\$ 70,800
Subtotal:	\$ 78,108	\$ 76,408	\$ 70,800
Capital Maintenance Total:	\$ 9,976,385	\$ 9,631,641	\$ 8,211,038
Total Gaming Funds Allocated:	\$ 11,700,000	\$ 11,900,000	\$ 10,115,000

SOURCE: City of Kansas City



Improvements
 Accomplished from
 Local Gaming
 Revenues

City Market

Ameristar Casino St. Charles

General Manager: Howard (Ward) Shaw
 1 Ameristar Blvd.
 St. Charles, Missouri 63301
 (314) 940-4300

Date Licensed: December 19, 2000
 Gaming Space: 130,000 Square Feet
 Electronic Gaming Devices: 2,000
 Table Games: 69
 Hybrid Games: 28
 (5) Specialty Restaurants & Deli
 397-Room Hotel, Spa
 Meeting space, Ballrooms
 Parking Garage

Total Capital Investment in Property since Company
 Purchase: \$853,140,981
 Total Capital Investment in Property for
 Fiscal Year: \$1,420,906
 Total Employee Compensation: \$37,484,993
 Real Estate/Personal Property Tax: \$6,507,095
 State Sales Tax: \$1,294,713
 State Withholding Tax on Jackpots: \$4,110,265
 Federal Withholding Tax on Jackpots: \$4,551,064
 Charitable Donations: \$34,133
 Total Employment: 951
 Minority Employment: 372
 Female Employment: 423

CITY OF ST. CHARLES

<u>DESCRIPTION</u>	<u>Actual CY 2020</u>	<u>Budget CY 2021</u>
<u>Stormwater Projects:</u>		
Field Engineered / Inter Divisional Program (FEID Program)	-	-
NPDES Phase II Program	8,439	-
Water Quality Improvements - Citywide	-	-
<u>Street Projects:</u>		
Concrete & Asphalt Street Repair	481,756	1,000,000
Pavement Rehab - Arterial and Collector Routes	-	140,000
South 5th Street Reconstruction	13,315	225,000
MTFC loan payback	243,039	-
Miscellaneous Equipment	-	21,000
Specialty Vehicles	200,000	-
Signal Maintenance	24,288	127,500
Street Lighting Projects - New Installations	-	30,000
Annual Street Light Maintenance	61,444	-
Annual Gas Light Maintenance	22,973	30,000
Streetlight Painting	604	-
Traffic Calming	2,214	-
Shop Equipment	-	10,000
<u>Facilities Maintenance:</u>		
Senior Center Improvements	-	15,000
Vehicle Replacement	23,477	35,000
Foundry 2nd Fl Restrooms	1,800	-
Trash enclosures @ Veterans Memorial Site	2,200	-
Trash enclosures @ Riverside and Boat House	-	-
<u>Police Department:</u>		
Personnel Costs	4,552,637	4,637,205
<u>Fire:</u>		
Personnel Costs	3,071,363	2,986,795
<u>Economic Development/Redevelopment:</u>		
Economic Development Fund	79,472	-
Arena Project	240,000	240,000
Foundry Art Center- Debt Service/ Parking Lot Lease	155,000	155,000
<u>Community Development</u>		
Façade Improvement	-	50,000
	9,184,021	9,702,500

SOURCE: City of St. Charles



New Specialized
Equipment




Improvements
 Accomplished from
 Local Gaming
 Revenues

Argosy Riverside Casino

General Manager: Lance George
 777 NW Argosy Parkway
 Riverside, Missouri 64150
 (816) 746-3100

Date Licensed: June 22, 1994
 Gaming Space: 62,000 Square Feet
 Electronic Gaming Devices: 1,139
 Table Games: 30
 (3) Specialty Restaurants, Deli, & Coffee House
 258-Room Hotel, Spa
 Meeting Space
 Parking Garage

Total Capital Investment in Property since Company Purchase: \$93,522,628
 Total Capital Investment in Property for Fiscal Year: \$3,862,274
 Total Employee Compensation: \$17,318,527
 Real Estate/Personal Property Tax: \$2,758,104
 State Sales Tax: \$475,479
 State Withholding Tax on Jackpots: \$2,265,921
 Federal Withholding Tax on Jackpots: \$2,933,521
 City Lease Payments: \$4,540,796
 Charitable Donations: \$60,513
 Charitable Contributions By Patrons: \$7,769
 Total Employment: 805
 Minority Employment: 328
 Female Employment: 400



New Public Safety Equipment

Improvements Accomplished from Local Gaming Revenues

City of Riverside

Assistance to Other Entities

Platte Senior Services	40,000
Northland Health Care	35,000
Miles of Smiles	15,000
Transitional Housing	15,000
American Red Cross	3,000
Synergy	7,500
Park Hill School District	23,500
MOCSA	5,000
YMCA Scholarships	3,000
Northland Childhood Hunger	2,500

Community Services

Ambulance Services for Residents	94,326
City Wide Trash Collection	96,512
Residents Community Center - Memberships	263,279
Senior Christmas Dinner	3,114

Equipment Purchases

Public Works Equipment/Vehicles	119,045
Police Equipment/Vehicles	536,034
Computer Equipment	64,985
Fire Equipment/Vehicles	64,476

Major Thoroughfare/Infrastructure

Street Maintenance Program	1,135,319
Mattox & 39th	1,087,211
Horizons and 41st Traffic Signal	26,250

Parks & Recreation

Renner Brenner Playground	57,058
Vivion Road Trail	4,685
Line Creek Trail	65,238

Public Facilities

Roof Replacements	229,238
Public Safety/Community Center	156,537

Total for FY 2020-2021 4,152,804

Casino KC

General Manager: Michael Donovan
 1800 E. Front Street
 Kansas City, Missouri 64120
 (816) 855-7777

Date Licensed: June 6, 2000
 Gaming Space: 45,300 Square Feet
 Electronic Gaming Devices: 792
 Table Games: 17
 (2) Specialty Restaurants

Meeting Space
 Parking Garage

Total Capital Investment in Property since Company
 Purchase: \$114,286,660

Total Capital Investment in Property for
 Fiscal Year: \$2,426,740

Total Employee Compensation: \$12,687,451
 Real Estate/Personal Property Tax: \$418,663
 State Sales Tax: \$274,021
 State Withholding Tax on Jackpots: \$640,255
 Federal Withholding Tax on Jackpots: \$1,111,741
 City Lease Payments: \$3,054,062
 Charitable Donations: \$2,853
 Charitable Contributions By Patrons: \$5,005

Total Employment: 296
 Minority Employment: 136
 Female Employment: 132

City of Kansas City, MO

	Adopted FY 2019-20	Adopted FY 2020-21	Adopted FY 2021-22
Equipment			
City Fleet Replacement	\$ 1,313,803	\$ 1,857,547	\$ 1,493,150
Smart Cities Initiative	409,812	410,812	410,812
Equipment Total:	\$ 1,723,615	\$ 2,268,359	\$ 1,903,962
Public Facilities			
City Market Debt Service	412,906	416,062	228,251
Tow Lot Debt Service	1,401,365	1,388,650	1,389,088
HOK Sport Garage Debt	618,390	0	0
Kauffman Performing Arts Center Garage Debt Service	7,465,616	7,750,521	6,522,899
Subtotal:	\$ 9,898,277	\$ 9,555,233	\$ 8,140,238
Economic Development			
Columbus Park Debt Service	\$ 78,108	\$ 76,408	\$ 70,800
Subtotal:	\$ 78,108	\$ 76,408	\$ 70,800
Capital Maintenance Total:	\$ 9,976,385	\$ 9,631,641	\$ 8,211,038
Total Gaming Funds Allocated:	\$ 11,700,000	\$ 11,900,000	\$ 10,115,000

SOURCE: City of Kansas City

City Market



Improvements
 Accomplished from
 Local Gaming
 Revenues

Century Casino Cape Girardeau

General Manager: Lyle Randolph
 777 North Main Street
 Cape Girardeau, MO 63701
 (573) 730-7777

Date Licensed: October 30, 2012
 Gaming Space: 38,600 Square Feet
 Electronic Gaming Devices: 842
 Table Games: 23
 (1) Specialty Restaurant
 Meeting Event Center

Total Capital Investment in Property since Company Purchase: \$139,974,640
 Total Capital Investment in Property for Fiscal Year: \$1,468,146
 Total Employee Compensation: \$10,136,811
 Real Estate/Personal Property Tax: \$1,028,344
 State Sales Tax: \$105,350
 State Withholding Tax on Jackpots: \$789,155
 Federal Withholding Tax on Jackpots: \$1,173,954
 Charitable Donations: \$53,848
 Charitable Contributions By Patrons: \$2,926
 Total Employment: 243
 Minority Employment: 41
 Female Employment: 108



City Hall Project

City of Cape Girardeau

Casino Funded Projects/Programs

	FY 20/21 Actual	FY 21/22 Budget
Revenue		
Gaming Taxes	\$ 2,293,253.03	\$ 2,150,000.00
American Rescue Plan	\$ 543,445.00	\$ -
Interest - includes estimated 4th quarter interest	\$ 60,000.00	\$ 64,500.00
Interest paid by other funds	\$ 48,638.00	\$ 43,329.00
Repayment of interfund advance	\$ 1,372.00	\$ 5,431.00
Expenses		
City of Jackson	\$ 22,293.93	\$ 24,750.00
City of Scott City	\$ 6,713.99	\$ 7,950.00
County of Cape Girardeau	\$ 35,277.13	\$ 42,300.00
Greater Cape Business Park Property Purchase Payment		
Principal	\$ 401,104.00	\$ 412,376.00
Interest	\$ 58,896.00	\$ 47,624.00
Radio Interoperability		
Other Professional	\$ (95.00)	\$ -
Communication Equipment	\$ 19,009.98	\$ -
Riverfront Matching Fund (Old Town Cape)	\$ 212,917.96	\$ 170,000.00
New City Hall project	\$ 1,458,998.00	\$ 400,000.00
Legacy Loan To City Airport - purchase of land and hanger	\$ 1,407,984.00	\$ -
Capital projects to be assigned	\$ -	\$ 529,160.00
Membership Dues	\$ 2,500.00	\$ -
Lorimier St Improvement	\$ -	\$ 312,438.00
City Hall fiber relocation	\$ -	\$ 70,500.00
	\$ 6,572,308.02	\$ 4,280,358.00

SOURCE: City of Cape Girardeau

Improvements
 Accomplished from
 Local Gaming
 Revenues

Century Casino Caruthersville

General Manager: Denny Callen
 777 E. 3rd Street
 Caruthersville, Missouri 63830
 (573) 333-1000

Date Licensed: April 27, 1995
 Gaming Space: 21,400 Square Feet
 Electronic Gaming Devices: 530
 Table Games: 9
 (1) Specialty Restaurant
 RV Park

Total Capital Investment in Property since Company
 Purchase: \$66,494,415
 Total Capital Investment in Property for
 Fiscal Year: \$1,586,171
 Total Employee Compensation: \$7,001,197
 Real Estate/Personal Property Tax: \$340,943
 State Sales Tax: \$73,440
 State Withholding Tax on Jackpots: \$396,847
 Federal Withholding Tax on Jackpots: \$326,413
 Charitable Donations: \$20,115
 Total Employment: 170
 Minority Employment: 54
 Female Employment: 91

City of Caruthersville

GAMING REVENUE EXPENDITURES	19-20 ACTUAL	20-21 BUDGET	20-21 ACTUAL	21-22 BUDGET
<u>Water/ Wasterwater Improvement</u>				
Plant Upgrades	\$51,000.00			\$775,000.00
Drain Cleaning/Flushing		\$75,000.00	\$68,661.93	
Lift Station Motor/Liftstations	\$19,433.45	\$83,950.00	\$129,487.03	
12th & Ward Lift Station	\$69,580.52			
Meter Readers	\$67,507.73			\$68,000.00
Scada System				
Vacuum Truck	\$363,248.00			
E 20th Repair			\$81,102.65	
Trucks			\$67,709.00	
Emergency Maintenance/Flood	\$127,838.04	\$325,000.00	\$675,000.00	\$275,000.00
<u>Street Improvements</u>				
Miscellaneous Street Improvements		\$275,000.00	\$325,000.00	
John Deere Excavator Lease/3yr	\$20,476.48			
Mower	\$7,800.00			
<u>Public Safety</u>				
Fire Hydrants	\$21,664.80	\$17,500.00		\$17,500.00
Additional Police Officers				\$141,759.71
Fire Helmets/Equipment	\$45,337.30			
Self Contained Breathing Apparatus	\$23,434.56			
Police Radios	\$213,758.00			
<u>Other Infrastructure</u>				
Riverfront Development		\$45,000.00		\$45,000.00
Economic Development		\$45,000.00		
Park Equipment/Recreation				\$37,000.00
Municipal Court HVAC			\$20,150.00	
Emergency Management		\$125,000.00		\$125,000.00
TOTAL	\$1,031,078.88	\$991,450.00	\$1,367,110.61	1,359,259.71

SOURCE: City of Caruthersville



Taven Liftstation

Improvements Accomplished from Local Gaming Revenues



Water Vehicle

Street Pavement
Carroll Avenue



Harrah's Kansas City

General Manager: Julie Sola
 One Riverboat Drive
 North Kansas City, Missouri 64116
 (816) 472-7777

Date Licensed: September 22, 1994
 Gaming Space: 63,300 Square Feet
 Electronic Gaming Devices: 1,244
 Table Games: 62
 (3) Specialty Restaurants, Coffee House
 392-Room Hotel
 Meeting Space
 Parking Garage

Total Capital Investment in Property since Company Purchase: \$464,257,998
 Total Capital Investment in Property for Fiscal Year: \$3,625,321
 Total Employee Compensation: \$30,110,592
 Real Estate/Personal Property Tax: \$2,785,399
 State Sales Tax: \$1,194,558
 State Withholding Tax on Jackpots: \$2,796,034
 Federal Withholding Tax on Jackpots: \$2,659,556
 City Lease Payments: \$2,861,956
 Charitable Donations: \$144,337
 Charitable Contributions By Patrons: \$10,466
 Total Employment: 734
 Minority Employment: 283
 Female Employment: 349

City of North Kansas City

	Actual 2019-2020	Budget 2020-2021	Actual 2019-2020	Budget 2020-2021
Services				
Unanticipated Legal Fees	\$ -	\$ 50,000		
Single Audit Costs	-	25,000		
Designing/Engineering	25,662	25,000		
Professional Services	30,236	290,000		
General Liability Insurance	25,000	25,000		
Administrative Costs	17,489	17,489		
Demolition & Boarding	-	50,000		
Contingencies	4,493	200,000		
Total Services	\$ 102,880	\$ 682,489		
Capital Outlay				
Land Acquisition 25-535-8700				
Brownfield Redevelopment	\$ 3,767	\$ -		
Spine Road Construction	605,493	-		
ARRA Professional Services	-	250,000		
ARRA - Landscaping Maintenance	-	26,000		
Walker Intersection Imp.	-	149,000		
Hillside Litigation	-	30,000		
Armour Road Redevelopment Area	439,411	-		
Total Land Acquisition	\$ 1,048,670	\$ 455,000		
Building Improvements 25-535-8730				
Administration				
HVAC Upgrade - West Wing AC Unit	16,750	-		
PW - Bldgs. & Grounds				
HVAC Upgrade - Police Department	\$ 65,900	\$ -		
Police Department 1st Floor HVAC	-	45,000		
Police Department Basement HVAC	-	45,000		
HVAC/Heat Pumps at Fire Sta. #1	-	35,000		
Community Development Remodel	1,309	-		
City Hall Sealing and Caulking	14,585	-		
Public Bathrooms	5,807	-		
City Hall Facelift	-	50,000		
Total Building Improvements	\$ 104,351	\$ 175,000		
Infrastructure 25-535-8770				
Administration				
Downtown Streetscape Improvements	\$ 18,797	\$ 3,000,000		
Burlington Improvements Phase 1	198,231	8,375,763		
Howell Street Calming	7,910	139,664		
I-29 Shared Use Path	-	115,000		
Armour E-W Connection (Under I-29)	-	40,000		
18th and Swift Temporary Parking	1,500	37,500		
16th and Clay Parking Lot	-	56,240		
Gateway Park	13,100	-		
Park Department				
Total Infrastructure	\$ 239,538	\$ 11,764,167		
Equipment 25-535-8750				
Fire Department				
Pumper Truck	731,591	-		
Firefighter Personal Protective Equip.	34,933	34,100		
Reserve Truck	7,301	-		
Training Facility	-	20,000		
Fire Inspector Vehicle	-	32,000		
Ambulance	-	285,000		
Ladder Truck	55,000	-		
Police Department				
Police Vehicles	240,178	120,000		
K-9 Replacement	-	45,000		
Police Radios	-	350,000		
Firearms Replacement	-	35,400		
Camera Surveillance System	28,003	-		
Tactical Body Armor	19,851	-		
Public Works				
Half-Ton Pickup Truck	38,027	-		
Warning Siren	19,946	-		
Replace F350 4x4 Truck	-	50,000		
Replace Two Small Xmark Mowers	-	35,000		
Small Zero Radius Mower	20,164	-		
Information Technology 25-535-8760				
Computer Replacements / All Departs.	16,514	-		
Website Redesign	-	50,000		
IT Supplies	-	25,000		
EnerGov for Business Licensing	23,607	-		
GIS Updates	19,909	-		
Total Information Technology	\$ 60,030	\$ 75,000		
Interfund Transfers Out				
Transfer to Community Center	\$ 304,250	\$ 800,000		
Transfer to Park Fund	1,554,373	469,363		
Transfer to Transportation	-	578,489		
Transfer to Communications Fund	350,000	100,000		
Transfer to Water Pollution Control	1,741,970	1,181,000		
Transfer to Water	5,985,752	2,438,494		
Total Interfund Transfers Out	\$ 9,936,345	\$ 5,567,346		
TOTAL EXPENDITURES	\$ 12,712,253	\$ 19,725,502		

SOURCE: City of North Kansas City



Diamond Parkway
Spine Road



New Police Car

Improvements
Accomplished from
Local Gaming
Revenues

Hollywood Casino

General Manager: Michael Jerlecki
 777 Casino Center Drive
 Maryland Heights, Missouri 63043
 (314) 770-8100

Date Licensed: March 11, 1997
 Gaming Space: 120,000 Square Feet
 Electronic Gaming Devices: 1,353
 Table Games: 82
 (5) Specialty Restaurants, Coffee House
 502-Room Hotel
 Meeting Space
 Parking Garage

Total Capital Investment in Property since Company
 Purchase: \$112,940,884
 Total Capital Investment in Property for
 Fiscal Year: \$3,134,812
 Total Employee Compensation: \$17,838,995
 Real Estate/Personal Property Tax: \$9,716,404
 State Sales Tax: \$509,346
 State Withholding Tax on Jackpots: \$2,693,139
 Federal Withholding Tax on Jackpots: \$2,875,144
 Charitable Donations: \$40,000
 Charitable Contributions By Patrons: \$3,018
 Total Employment: 541
 Minority Employment: 254
 Female Employment: 262

City of Maryland Heights

General Fund	2019	2020
Operating expenses-Police Department	\$1,750,000	\$1,750,000
Other operating costs	2,250,000	2,250,000
Total Operating Expenses	4,000,000	4,000,000
Residential trash, recycling, and yard waste services	2,045,127	1,701,234
Total General Fund	6,045,127	5,701,234
Capital Improvements		
Street maintenance-concrete and asphalt	1,555,640	0
Adie Road	291,841	0
ADA Transition Plan	118,280	0
Fee Fee Road Rehab	0	151,105
Various sidewalk projects	277,230	0
Right-of-way enhancements	40,231	252
Dorsett Road "great streets" implementation	6,112	0
Worthington Access Drive	360,824	0
Casino Drive/Riverport Connector	77,495	0
Rock Island Boulevard	232,080	0
Software upgrades-citywide	0	0
Fee Fee Ballfields	53,633	1,045
Community Center Improvements	0	0
Government Center A/V Upgrades	0	179,562
Government Center Uninterrupted Power Source Upgrade	0	45,519
Westport Plaza Drive fence	52,897	0
Public Works Dump Trucks	0	143,462
Capital project management	224,365	182,663
Total Capital Improvement Expenditures	3,290,628	703,608
Maryland Park Lake District Economic Development	113,618	42,066
Casino Drive Entertainment District	329,783	0
Total expenditures of gaming funds	\$9,779,156	\$6,446,908
Summary of gaming taxes received and used 2019-20		
Total expenditures 2019-2020	\$16,226,064	
Total gaming taxes received 2019-2020	\$15,686,831	
Use of prior years Gaming taxes	(\$539,233)	

SOURCE: City of Maryland Heights



Public Works
New Dump Truck

Worthington Access Completed



Improvements
Accomplished from
Local Gaming
Revenues

Isle of Capri - Boonville

General Manager: Heather Rapp
 100 Isle of Capri Boulevard
 Boonville, MO 65233
 (660) 882-1200

Date Licensed: December 6, 2001
 Gaming Space: 28,000 Square Feet
 Electronic Gaming Devices: 835
 Table Games: 16
 (2) Specialty Restaurants
 Meeting Space, Ballroom
 140-Room Hotel

Total Capital Investment in Property since Company Purchase: \$135,113,000
 Total Capital Investment in Property for Fiscal Year: \$3,128,000
 Total Employee Compensation: \$10,082,000
 Real Estate/Personal Property Tax: \$650,000
 State Sales Tax: \$293,000
 State Withholding Tax on Jackpots: \$944,000
 Federal Withholding Tax on Jackpots: \$1,712,000
 Charitable Donations: \$25,000
 Charitable Contributions By Patrons: \$6,915
 Total Employment: 311
 Minority Employment: 47
 Female Employment: 166

City of Boonville

Audit Fees	\$ 1,000	Insurance Payments	91,688
Howard County Sheriff's Department	15,500	Street Equipment Replacement	34,286
Howard County Prosecuting Attorney	9,500	ADA Projects	2,300
New Franklin Police Department	6,500	Street Improvements	51,283
Cooper County Sheriff's Department	25,000	Drainage Projects	79,760
Cooper County Prosecuting Attorney	15,500	Police Vehicles (2)	64,900
MUSTANG Drug Task Force	12,466	Baseball Field Turf Program	1,541
City of Blackwater	1,000	Debt Service - COP's	675,000
City of Bunceton	1,000	Strategic Planning	4,200
City of Pilot Grove	1,000	Transfer General Fund -- Operations	720,000
Police Dept. - Equipment	14,357	Hail Ridge Irrigation Improvements	1,090
Lift Station Repairs	2,500	Various	33,000
Collection System Rehab	2,200	Technology Upgrades	57,320
		Total \$	107,523

SOURCE: City of Boonville



Rescue Truck

Improvements
 Accomplished from
 Local Gaming
 Revenues



New Ladder Truck

Lumière Place

General Manager: Brian Marsh
 999 N. Second Street
 St. Louis, MO 63102
 (314) 881-7777

Date Licensed: December 19, 2007
 Gaming Space: 75,000 Square Feet
 Electronic Gaming Devices: 1,226
 Table Games: 26
 (4) Specialty Restaurants
 Meeting Space, Ballroom
 294-Room Hotel
 Parking Garage

Total Capital Investment in Property since Company Purchase: \$279,741,505
 Total Capital Investment in Property for Fiscal Year: \$3,372,053
 Total Employee Compensation: \$19,215,713
 Real Estate/Personal Property Tax: \$7,811,553
 State Sales Tax: \$292,431
 State Withholding Tax on Jackpots: \$1,940,135
 Federal Withholding Tax on Jackpots: \$1,692,844
 Charitable Donations: \$56,177
 Total Employment: 399
 Minority Employment: 261
 Female Employment: 188

City of St. Louis

Sources of Gaming Revenue:

Local Portion of AGR Tax - 2.1%: Allocated to support police patrols, fire marine unit supplies and conduct public safety related capital improvements on the riverfront

Local Portion of Admission Fee - \$1.00: Allocated primarily to the City's Capital Fund. These funds are budgeted each year for items such as arterial street paving, bridge repair, rolling stock replacement, public building improvements, development efforts, etc.

	FY18	FY19	FY20	FY21	FY22b
Public Safety					
Police Patrols	\$ 4,000,000	\$ 3,400,000	\$ 2,200,000	\$ 2,185,000	\$ 3,412,672
Fire Department Marine Unit Supplies	\$ 27,695	\$ 17,062	\$ 14,949	\$ 28,116	\$ 30,000
Subtotal	\$ 4,027,695	\$ 3,417,062	\$ 2,214,949	\$ 2,213,116	\$ 3,442,672
Capital Improvements					
Capital Fund Contribution	\$ 3,300,000	\$ 4,000,000	\$ 3,968,519	\$ 1,500,000	\$ 2,000,000
Bridge Match Capital	\$ -	\$ -	\$ -	\$ -	\$ 1,500,000
Subtotal	\$ 3,300,000	\$ 4,000,000	\$ 3,968,519	\$ 1,500,000	\$ 3,500,000
Total	\$ 7,327,695	\$ 7,417,062	\$ 6,183,468	\$ 3,713,116	\$ 6,942,672

SOURCE: City of St. Louis



South Patrol Metal Roof



Halls Ferry Circle

Improvements
 Accomplished from
 Local Gaming
 Revenues

Mark Twain Casino

General Manager: Luke Keller
 104 Pierce Street
 LaGrange, Missouri 63448
 (573) 655-4770

 Date Licensed: February 1, 2005
 Gaming Space: 18,000 Square Feet
 Electronic Gaming Devices: 420
 Table Games: 7
 (2) Specialty Restaurants
 RV Park
 Banquet Room

 Total Capital Investment in Property since Company
 Purchase: \$33,923,602
 Total Capital Investment in Property for
 Fiscal Year: \$259,871
 Total Employee Compensation: \$4,079,805
 Real Estate/Personal Property Tax: \$228,878
 State Sales Tax: \$41,566
 State Withholding Tax on Jackpots: \$360,616
 Federal Withholding Tax on Jackpots: \$774,179
 Charitable Donations: \$17,850
 Total Employment: 119
 Minority Employment: 12
 Female Employment: 58

City of LaGrange

		<u>2021-2022</u>
General Fund	Building/Grounds	\$ 5,000.00
	Other Cap, Riverfront	474,500.00
	Economic Development	15,000.00
	Parks	15,000.00
Police Fund	Surplus Investment	\$ 5,000.00
	Equipment	17,500.00
Fire Fund	Building	\$ 2,000.00
	Equipment	1,200.00
Water	Equipment	\$ 4,000.00
	Surplus Investment	5,000.00
	Revenue Bond	39,700.00
	Building	20,600.00
WasteWater	Building/Grounds	\$ 10,000.00
	USDA Bonds	32,307.00
	Revenue Bond	39,700.00
	Equipment	2,400.00
	Surplus Investment	10,000.00
Public Works	Machinery Vehicle	\$ 63,090.00
	Equipment	2,740.00
	Street Improvements	65,600.00
	Citizen Sidewalk Program	5,000.00
	Surplus Investment	15,000.00
	TOTAL	\$ 850,337.00

SOURCE: City of LaGrange

River City Casino

General Manager: Steve Peate
 777 River City Casino Blvd.
 St. Louis, MO 63125
 (314) 388-7502

Date Licensed: March 1, 2010
 Gaming Space: 90,000 Square Feet
 Electronic Gaming Devices: 1,899
 Table Games: 35
 Buffet (4) Specialty Restaurants, Coffee House
 200-Room Hotel
 Parking Garage
 Meeting Space, Concert Hall

Total Capital Investment in Property since Company Purchase: \$492,222,971
 Total Capital Investment in Property for Fiscal Year: \$1,576,060
 Total Employee Compensation: \$18,859,390
 Real Estate/Personal Property Tax: \$9,349,678
 State Sales Tax: \$231,060
 State Withholding Tax on Jackpots: \$3,018,989
 Federal Withholding Tax on Jackpots: \$3,899,867
 City Lease Payments: \$6,813,932
 Charitable Donations: \$58,464
 Charitable Contributions By Patrons: \$14,210
 Total Employment: 509
 Minority Employment: 254
 Female Employment: 240

St. Louis County

Revenues:		
Admission Tax	\$	2,843,773
Gaming Tax	\$	3,858,150
Total	\$	6,701,923

Expenditures:			
Police Crime Laboratory / 911 Call Center (reflects debt service expenditures made between 7/1/20 and 6/30/21)	\$	223,038	The County leveraged casino revenues to issue \$11.6 million in bonds in 2010 for the purpose of constructing a new police crime laboratory and equipping the County's 911 call center. The new lab provides adequate work space and allows employees to process evidence more efficiently. Casino revenues also helped to fund additional employees which will improve case turnaround time. The crime laboratory will help the Police Department with future accreditation and will help provide the St. Louis region with high quality, state of the art investigation services to help us prevent as well as react to crime in the community.

Business Incubator Center (reflects debt service expenditures made between 7/1/20 and 6/30/21)	\$	481,908	The County leveraged casino revenues to issue \$7.1 million in bonds in 2010 for the purpose of renovating and improving existing business incubator facilities and acquiring and renovating new business incubator facilities. These facilities provide affordable office and warehouse space and support services to new and growing businesses in a variety of disciplines including information technology, research, transportation and distribution, and professional services.
--	----	---------	---

General public safety costs	\$	3,635,112
General government costs	\$	2,361,865
Total	\$	6,701,923

SOURCE: St. Louis County

Lemay Pavilion
 Community Center
 Pool Project



St. Louis County Port Authority Community Reinvestment Fund

(Lease revenue committed 10/1/20 through 9/30/21)

Lambert Airport International Cargo Hub	\$	1,500,000
Banshee Road Bond (debt service expenditures made between 10/1/20 and 9/30/21)		227,651
Lemay Community and North County Aquatic Park Bonds (debt service expenditures made between 10/1/20 and 9/30/21)		1,119,588
Lemay Housing Development Corporation		3,381
City of Maryland Heights Multi-Purpose Facility		500,000
Great Streets Natural Bridge		213,788
NCADA		8,295
UAW-Labor Employment and Training Corporation		9,053
Afton Athletic Complex		75,000
Beyond Housing		850,000
Boys and Girls Club		163,669
Feed My People		73,000
Legal Services of Eastern Missouri		295,088
Spanish Lake CDC		125,000
The Housing Partnership		39,463
	\$	5,202,976

SOURCE: St. Louis County

Improvements
 Accomplished from
 Local Gaming
 Revenues

St. Jo Frontier Casino

General Manager: Michael Tamburelli
 777 Winners Circle
 St. Joseph, Missouri 64505
 (816) 279-5514

Date Licensed: February 1, 2005
 Gaming Space: 18,000 Square Feet
 Electronic Gaming Devices: 446
 Table Games: 6
 (3) Specialty Restaurants, Coffee House
 Meeting Space

Total Capital Investment in Property since Company
 Purchase: \$55,474,900

Total Capital Investment in Property for
 Fiscal Year: \$754,676

Total Employee Compensation: \$4,342,850
 Real Estate/Personal Property Tax: \$266,006
 State Sales Tax: \$75,184
 State Withholding Tax on Jackpots: \$296,441
 Federal Withholding Tax on Jackpots: \$598,639
 Charitable Donations: \$26,751
 Total Employment: 144
 Minority Employment: 15
 Female Employment: 78

CITY OF ST. JOSEPH, MISSOURI

CATEGORY	Actual FY2019/20	Projected FY2020/21
City Sponsored Festivals / Celebrations	33,020	14,703
Downtown Development & Revitalization		
Downtown Partnership Contract/Website	10,000	4,000
Prof Services-City initiated Downtown TIF proj.		
Allied Arts Contribution/MO Bicentennial	30,000	24,000
Infrastructure		
Stormwater Grant	30,874	
Projects for Better Historic Preservation & Property Maintenance Activity	224,270	150,813
Economic Development		
Professional Services - Outside Legal Issues	42,850	89,210
C of C - Economic Development Contract	189,000	169,000
C of C - Marketing & Economic Dvlpmnt Project	10,000	
Community Alliance Partnership	18,825	21,867
Innovation Stockyards	17,500	10,000
MO-KAN	25,000	20,000
MWSU Center for Service		40,000
Other		
Public Awareness/Education	38,720	17,382
City's Rosecrans Airport-Operations Support	70,000	70,000
City's Parking Maintenance-Operations Support	7,400	6,500
City's Nature Center-Operations Support	40,000	40,000
Canopy for The Crossing	4,335	
Foundation Recovery	7,000	7,300
In kind Service for festivals and parades	10,000	3,000
State Legislative Lobbyist	9,900	9,900
Total Expenditures	818,694	697,675

SOURCE: City of St. Joseph

Buchanan County

	2019 ACTUAL EXPENDITURES	2020 FINAL EXPENDITURES	2021 BUDGET
APPROPRIATIONS:			
Health and Welfare			
Social Welfare Board	373,499.84	297,922.52	325,000.00
Health Department	74,138.52	69,350.73	75,000.00
Public Services			
Extension Council	91,200.00	83,600.00	91,200.00
Soil & Water Conserv.	5,000.00	0.00	0.00
General Accounts			
Tower Expenses	290,622.04	292,500.69	0.00
Professional Services	87,818.00	34,510.00	0.00
Reserve	89,393.18	6,475.00	112,966.68
Community Support	200.00	0.00	0.00
TOTAL	1,011,871.58	784,358.94	604,166.68

SOURCE: Buchanan County

Charitable Gaming

Charitable Gaming includes licensed bingo and other associated games such as pull-tabs, merchandise coin boards, and event tickets. Bingo was legalized in 1980 and came under the Missouri Gaming Commission on July 1, 1994. The operation of bingo and the other associated games is restricted to qualified licensed religious, charitable, fraternal, veteran, and service organizations. The Charitable Games Division also licenses hall providers, suppliers, and manufacturers of bingo products.

All proceeds over and above the actual cost of conducting bingo must be used for charitable, religious, or philanthropic purposes of the organization, and no part of the net earnings may inure to the benefit of any individual member of the organization. Bingo proceeds collected by these tax-exempt organizations are used to fund various projects such as veterans homes, drug awareness programs, prevention of child abuse, cancer care and research, Alzheimer's care and research, Boy & Girl Scouts, various religious organizations, scholarships, sight and hearing care for impoverished citizens, and many more.

More than \$100 million has been generated in tax revenue since bingo was legalized. The chart below represents the actual tax reported for bingo paper and pull-tabs for the past five fiscal years. All bingo tax is deposited into the Proceeds for Education Fund. Although pull-tab sales have fluctuated, a comparison of tax paid per file period continues to show a decline in the overall taxes reported for bingo paper and pull-tab sales combined.

Actual Tax Reported For File Period					
YEAR	FY17	FY18	FY19	FY20*	FY21*
PAPER	\$820,607.40	\$795,776.15	\$755,346.72	\$547,503.81	\$425,084.81
PULL-TAB	\$830,425.39	\$819,718.21	\$814,344.31	\$639,051.90	\$689,239.56
TOTAL	\$1,651,032.79	\$1,615,494.36	\$1,569,691.03	\$1,186,555.71	\$1,114,324.37

*Tax amounts for March through June of FY2020 & all of FY2021 were significantly impacted by the COVID-19 virus.

The charts below reflect the total bingo taxes deposited and the total number of licensees over the past four years. The bingo tax deposited is different than the tax reported per file period because of the due date of reporting. Reports are due the last day of the month following the month in which the bingo card or pull-tab was sold; therefore, the tax collected for certain file periods during the fiscal year may be included in different fiscal year deposits.

Total Deposits into Proceeds For Education				
Year	FY18	FY19	FY20*	FY21*
Tax Collected	\$1,452,759.42	\$1,533,142.99	\$1,389,953.04	\$901,051.26
Interest Earned	\$1,201.95	\$11,235.14	\$8,592.55	\$1,577.49
Total	\$1,453,961.37	\$1,544,378.13	\$1,398,545.59	\$902,628.75

*Tax amounts for March through June of FY2020 & all of FY2021 were significantly impacted by the COVID-19 virus.

TYPE OF LICENSE	FY18	FY19	FY20	FY21
REGULAR BINGO	227	212	207	192
SPECIAL BINGO (Valid for one event from 1 to 7 days)	276	290	212*	60*
ABBREVIATED PULL-TAB (Valid for 24 hours, limit 15 per calendar year)	127	132	76*	16*
SUPPLIER	1	1	1	1
MANUFACTURER	4	4	4	4
HALL PROVIDER	68	61	59	52

*The decrease in special and abbreviated licenses can be attributed to the COVID-19 virus that affected social gatherings during 2020 & 2021, causing a decline in bingo activity.

Fantasy Sports Contests

The Missouri Fantasy Sports Consumer Protection Act went into effect August 28, 2016. Nine fantasy sports companies are currently offering fantasy sports contests in Missouri. Two additional companies have applications pending. Those applications are in various stages of completion and are currently being processed. Below are the fantasy sports companies operating in Missouri:

Company	Web Address	Status
DraftKings, Inc.	www.draftkings.com	Licensed
FanDuel, Inc.	www.fanduel.com	Licensed
Fantasy Draft, LLC	www.fantasydraft.com	Licensed
RealTime Fantasy Sports, Inc.	www.RTSports.com	Licensed
SportsHub Games Network, Inc.	www.shgn.com	Licensed
Yahoo Fantasy Sports, LLC	www.sports.yahoo.com	Licensed
FFPC, LLC	www.myffpc.com	Licensed
*Underdog Sports, Inc.	www.underdogfantasy.com	Licensed
*OwnersBox 3.0 Corporation	www.ownersbox.com	Licensed

*Licensed in 2021, therefore not reflected in the table below.

Company	Jan. 1 – Aug. 28, 2019 11.5%	Aug. 29 – Dec. 30, 2019 6%	2019 Calendar Year Total
Draft Kings, Inc.	\$175,130	\$105,026	\$280,156
FanDuel, Inc.	\$120,740	\$83,422	\$204,162
Fantasy Draft, LLC	\$308	\$0	\$308
RealTime Fantasy Sports Inc.	\$840	\$2,201	\$3,041
SportsHub Games Network, Inc.	\$3,534	\$922	\$4,456
Yahoo Fantasy Sports, LLC	\$0	\$0	\$0
FFPC, LLC	\$0	\$283	\$283
Totals	\$300,552	\$191,854	\$492,406

The above table shows the amount of annual operations fees collected in 2020 from licensed operators **for the calendar year 2019**. All fees collected are placed in the Gaming Proceeds for Education fund. Previously, annual operations fees were collected each calendar year at the rate of 11.5% of the licensed operator's net revenue from the previous calendar year, and they were due on April 15th of each year. The passage of Senate Bill 87, which became effective August 28, 2019, changed the fee to 6% of the licensed operator's net revenue from the previous calendar year, and the due date for payment of the annual operations fee was moved to November 1st of each calendar year. As such, no annual operations fees have come due for the calendar year 2020.

Missouri State Highway Patrol

The Gaming Division, pursuant to a memorandum of understanding with the Missouri Gaming Commission, provides criminal and regulatory enforcement of gaming operations within the state. Under the command of Captain Larry W. Plunkett, Jr., the division is divided into four sections: Administrative Services, Investigations, Eastern District Enforcement and Western District Enforcement. The Gaming Division is one of the Highway Patrol's largest divisions, with an authorized strength of 122 uniformed members and three civilians. The staffing of 122 troopers assigned to the Gaming Division does not impact or reduce the number of troopers assigned to patrol Missouri roadways, as allocated by the legislature.

The Gaming Division was established on May 1, 1994, by order of Colonel Fred M. Mills, and was the first new division established within the Patrol since the creation of the Division of Drug and Crime Control in 1983. Strict criminal and regulatory enforcement, as well as meticulous investigations are essential elements to the successful regulation of legalized gambling in Missouri. Because of its history of service with distinction and integrity, the Patrol was given the responsibility of providing investigative, regulatory and criminal law enforcement services, which ultimately police the gaming industry.

The Administrative Services Section, under the supervision of Lieutenant Edward J. Aylward, oversees criminal records, case management, motor equipment/fleet management, training, overtime, recruiting, personnel actions, collection and preservation of evidence, and special projects.

The Investigative Section, under the supervision of Lieutenant Jeffery T. Fitzgerald, is divided into two units: the Investigative Unit and the Charitable Games Unit. The Investigative Unit conducts extensive background investigations to determine the suitability of licensees, suppliers and vendors. The Charitable Games Unit conducts background investigations on both charitable gaming and riverboat supplier companies, investigates complaints, and conducts site inspections.

The Enforcement Section is divided into two districts. The Eastern District is under the supervision of Lieutenant Jody T. Laramore. The Western District is under the supervision of Lieutenant Andrew O. Tourney. Officers assigned to the Enforcement Units are responsible for enforcing both Missouri criminal statutes and Missouri Gaming Commission regulations on the 13 licensed casino properties.

All four sections of the Patrol's Gaming Division are provided clerical support from Administrative Office Support Assistant, Ms. Rachel M. Thowe; Clerk Typist, Mrs. Rebecca L. Libbert; and Clerk Typist Mrs. Stephanie A. Miller.

The following chart depicts arrests for all casinos statewide:

2021 MSHP-GD FISCAL YEAR CASINO ARRESTS													
BOAT	JUL	AUG	SEP	OCT	NOV	DEC	JAN	FEB	MAR	APR	MAY	JUN	TOTALS
Ameristar KC	43	26	44	40	37	74	50	52	56	40	40	58	560
Ameristar SC	17	17	20	22	26	52	40	20	49	31	21	25	340
Argosy	29	38	40	28	11	34	59	25	53	48	64	45	474
Harrah's NKC	26	21	29	7	22	15	14	61	32	19	76	21	343
Hollywood - STL	12	29	10	14	30	25	26	21	10	15	39	25	256
Isle of Capri - Boonville	1	0	0	7	1	1	3	8	4	0	4	2	31
Century Casino - Cape Girardeau	5	3	2	7	4	3	7	6	10	21	8	7	83
Casino KC	59	21	33	67	31	67	37	110	68	65	106	52	716
Century Casino Caruthersville	1	2	3	1	2	1	2	0	1	4	0	0	17
Lumiere Place	10	12	16	15	30	12	23	5	19	16	14	13	185
Mark Twain	0	2	1	1	0	1	1	0	0	2	1	19	28
River City	48	82	30	124	43	81	58	53	107	62	60	102	850
St. Jo Frontier	2	1	2	0	3	1	3	1	10	0	1	4	28
TOTALS	253	254	230	333	240	367	323	362	419	323	434	373	3911

Notes

Notes

