

ANNUAL REPORT 2023





The Missouri Gaming Commission licenses businesses and individuals, collects taxes and fees and enforces gaming laws and regulations. The Commission regulates charitable and commercial gaming while ensuring the integrity of the gaming industry.

MGC Mission Statement

Visit Us At:

<http://www.mgc.dps.mo.gov>

<http://www.showmegaming.com>

Table of Contents

Executive Director Peggy D. Richardson.....	4
Message from Chairman Mike Leara	5
Commissioners	6
Money to Worthy Causes	8
Gaming Proceeds for Education Fund.....	9
Casino Gaming in Missouri	10
Gaming Tax & Admission Fee.....	11
Fiscal Year 2023 Summary.....	12
MGC Statement of Revenues & Expenditures	13
Report on Competitiveness	14
Economic Impact	15
FY 2023 Operation Results	
Ameristar Casino Kansas City	16
Ameristar Casino St. Charles	17
Argosy Riverside Casino	18
Bally’s Kansas City Casino (f/k/a Casino KC).....	19
Century Casino Cape Girardeau.....	20
Century Casino Caruthersville	21
Harrah’s Kansas City	22
Hollywood Casino.....	23
Horseshoe St. Louis (f/k/a Lumière Place).....	24
Isle of Capri – Boonville	25
Mark Twain Casino	26
River City Casino	27
St. Jo Frontier Casino	28
Charitable Gaming.....	29
Fantasy Sports	30
Missouri State Highway Patrol	31

Executive Director Peggy D. Richardson



This year marks the 30th Anniversary of the Missouri Gaming Commission and what a difference 30 years makes! On November 3, 1992 Missouri voters passed a referendum giving riverboat gambling the green light and in 1993 the Missouri Gaming Commission was established. All casinos were to be on the Missouri or Mississippi Rivers, riverboat casinos only had table games, and patrons were limited to a \$500 loss. By 1994, voters approved games of chance, making way for the hugely popular slot machine. Since inception, gaming has progressed from operating with cash only to tokens, later ticket-in ticket-out technology and finally cashless.

Proposition A was passed in 2008, which was also known as the “Schools First Initiative”. With Proposition A, the tax rate was increased to 21%, both the \$500 loss limit and the player tracking card were eliminated, and the number of casinos was capped at 13. In 2012, the 13th and final casino opened in Cape Girardeau.

Missouri was the first state in the nation to institute a Disassociated Persons or “DAP” list for problem gamblers. This program provides gamblers with a voluntary method to acknowledge a gambling problem and take personal responsibility for it by agreeing to stop visiting casinos in Missouri.

In 1994, the Gaming Commission entered into an inter-agency agreement with the Missouri State Highway Patrol to provide enforcement services for the commission. Troopers are located on each of the 13 riverboat casinos. The memo of understanding with the Highway Patrol Gaming Division has proven to be an effective method to ensure the integrity of gaming and the two agencies enjoy an excellent working relationship.

The effects of the Covid-19 pandemic were felt around the world, and gaming in Missouri was no exception. In March of 2020, Governor Mike Parson ordered all casinos to close. Some casinos didn’t reopen until June. There was a loss of revenue during the closures, but as the numbers in this report confirm, gaming revenue has rebounded to historic heights. However, while gaming revenue is at an all-time high, the number of people visiting Missouri casinos has declined. The natural result is that the portion of admission fees distributable to our veterans and the home dock communities has decreased.

With almost \$8 billion contributed to education and over \$1 billion to other worthy causes in the past 30 years, in addition to the thousands of jobs provided, gaming continues to evolve as a valuable piece of our state’s economy. In recent years lawmakers have discussed multiple bills to expand gaming in Missouri. Whatever lawmakers may decide, the men and women of the Missouri Gaming Commission stand ready to fairly and efficiently regulate any such expansion, and to continue to protect the integrity of all gaming in Missouri. It is a privilege to work beside these dedicated public servants every day.

Peggy D. Richardson is a former judge from Moniteau County having served for over 22 years. She is the eighth Executive Director and the first woman in the role in Missouri Gaming Commission history. Richardson began her duties May 14, 2021.

Message from Chairman Mike Leara



The Missouri Gaming Commission's Fiscal Year 2023 resulted in milestones that will leave a lasting effect on gaming for many years to come. The progression towards a land-based non-floating casino and the approval of cashless wagering both indicate that gaming in Missouri will remain a viable boost for the state's economy. Missouri's riverboat casinos continue to regain some of the losses incurred from the COVID-19 pandemic. Year-over-year, AGR was up by 1% while Admissions were down 3%.

On December 16, 2022, doors opened on Missouri's first land-based casino. Century Casino in Caruthersville moved operations from a riverboat due to unprecedented low-water levels. After the Gaming Commission approved the move to an existing building, the transition had to meet all gaming regulations and security standards. MGC staff worked diligently on the transition and I am very proud of their efforts. Construction is now underway on a permanent land-based casino.

Along with casinos, the Missouri Gaming Commission regulates charitable gaming and fantasy sports contests. In FY 2023, Missouri gained two fantasy sports operators bringing Missouri to a total of ten fantasy sports operators. FY2023 shows a slight decline in charitable bingo operations, which now stands at 173 organizations.

The FY2023 Legislative session came to an end without the legalization of sports wagering in Missouri. Several sports wagering bills were introduced and discussed, and for the second year in a row, professional sports teams testified in support of sports wagering. While sports wagering did not make it to the finish line, I am proud of the Missouri Gaming Commission staff for their initial drafting of sports wagering rules in preparation for possible passage of sports wagering legislation.

MGC has contributed well over \$1 billion dollars to worthy causes since inception. FY2023 money to worthy causes from Admission Fees totaled over \$20 million. The worthy causes are the Veterans Commission Capital Improvement Trust Fund, the Access Missouri Financial Assistance Fund, the National Guard Trust Fund, and the Problem Gambling Fund. FY2023 money to education from the Gaming Tax on AGR totaled more than \$363 million. Since inception, money to the Proceeds for Education Fund from the Gaming Tax on AGR is more than \$7.68 billion.

The FY2023 MGC Annual Report is a great resource of information about the Missouri Gaming Commission. The following pages include information on the economic impact of each casino, the competitive tax rates, and our expenses. You'll also find information about each of the state's casinos, including how the home dock cities and counties spend their share of the admissions fees and gaming taxes.

It is an honor to serve as Chairman of MGC, and I would be remiss if I didn't thank the dedicated staff at MGC for their daily commitment. I would also like to thank the Gaming Division of the Missouri State Highway Patrol for their commitment to ensure the integrity of gaming. Lastly, a special thanks to my fellow commissioners, all of whom are committed to public service while keeping patrons' best interests in mind.

Commissioners

Mike Leara, *Chairman*



Mike Leara was born and raised in St. Louis, Missouri. He attended St. Louis Community College at Meramec and Saint Louis University. Mr. Leara spent his early days in the financial services industry with Merrill Lynch in St. Louis and Houston, Texas. In 1995, Mr. Leara joined Stifel, Nicolaus & Co. until becoming an independent advisor and brokerage firm Principal in 1999. Mr. Leara is currently the owner of Gateway Advisors, LLC, a Registered Investment Advisory firm located in St. Louis.

Mr. Leara began his political career as president of the Concord Township Republicans in 1997 and subsequently appointed Committeeman of Concord Township in 2003, re-elected in 2004 and 2008. In 2008 Mr. Leara was also elected to the Missouri House of Representatives. While serving in the Missouri House, he served as Chairman of the House Committee on Pensions, Joint Committee on Pensions and Administration & Accounts Committee. Mr. Leara also served as Vice-Chair of the Missouri State Employees Retirement System (MOS-ERS). Mr. Leara was re-elected in 2010, 2012 and 2014 serving until his retirement in January 2017. Mr. Leara is a member of Abiding Savior Lutheran Church in St. Louis and in his spare time, enjoys restoring muscle cars, motorcycles and military vehicles.

Pat Conway



Pat Conway is a lifetime resident of St. Joseph, Missouri. He served in the Missouri House of Representatives from 2010-2019 for the 10th District. Pat Conway was Buchanan County Clerk from 1983-2010. A Vietnam Veteran, Conway has served on the Missouri Veterans Commission and is a member of the Knights of Columbus, the American Legion and several other military and civic organizations. He's a graduate of Missouri Western State University with a Bachelor of Science degree in Social Science.

David W. Hane



David W. Hane of Laclede is the former city manager and police chief of Brookfield, Missouri. Hane was appointed as a police officer in 1975, then as police chief in 1982 and served the community for 38 years. He was appointed as city manager in 2005, serving in both capacities until his retirement in 2013. David is a graduate of Meadville, Missouri schools, earned a BS in Criminal Justice from Truman State University in Kirksville, and is a graduate of the FBI Academy in Quantico, VA. David is a member of several law enforcement organizations and also has volunteered his time to the Brookfield Lions Club, Brookfield Chamber of Commerce, and the Brookfield Area Growth Partnership.

Jan M. Zimmerman



Jan Zimmerman began her career in law enforcement in 1979 as a dispatcher with the Kansas City, Missouri Police Department. She attended the Police Academy at Kansas City and was sworn in as a police officer there in 1982. She rose through the ranks in Kansas City, holding assignments in Patrol, the Chief's Office, Human Resources, Narcotics and Vice, Financial Services, Information Technology, and the Training Academy. She was ultimately promoted to Major, which was her rank when she retired to accept the position of Chief of Police of Raymore in 2012. Chief Zimmerman is a proud alumnus of both the FBI National Academy in Quantico and the Southern Police Institute at the University of Louisville. Additionally, she holds a Bachelor's Degree in Criminal Justice and a Master's Degree in Public Administration from Park University. Chief Zimmerman is married to retired KCPD Deputy Chief David Zimmerman, and has two daughters and three grandchildren.

Money to Worthy Causes

(from Admission Fees)

			
Veterans Commission Capital Improvement Trust Fund	Missouri National Guard Trust Fund	MO College Guarantee/Access Missouri Financial Assistance Fund	Compulsive Gamblers Fund
\$11,240,044.08	\$4,000,000.00	\$5,000,000.00	\$100,000.00

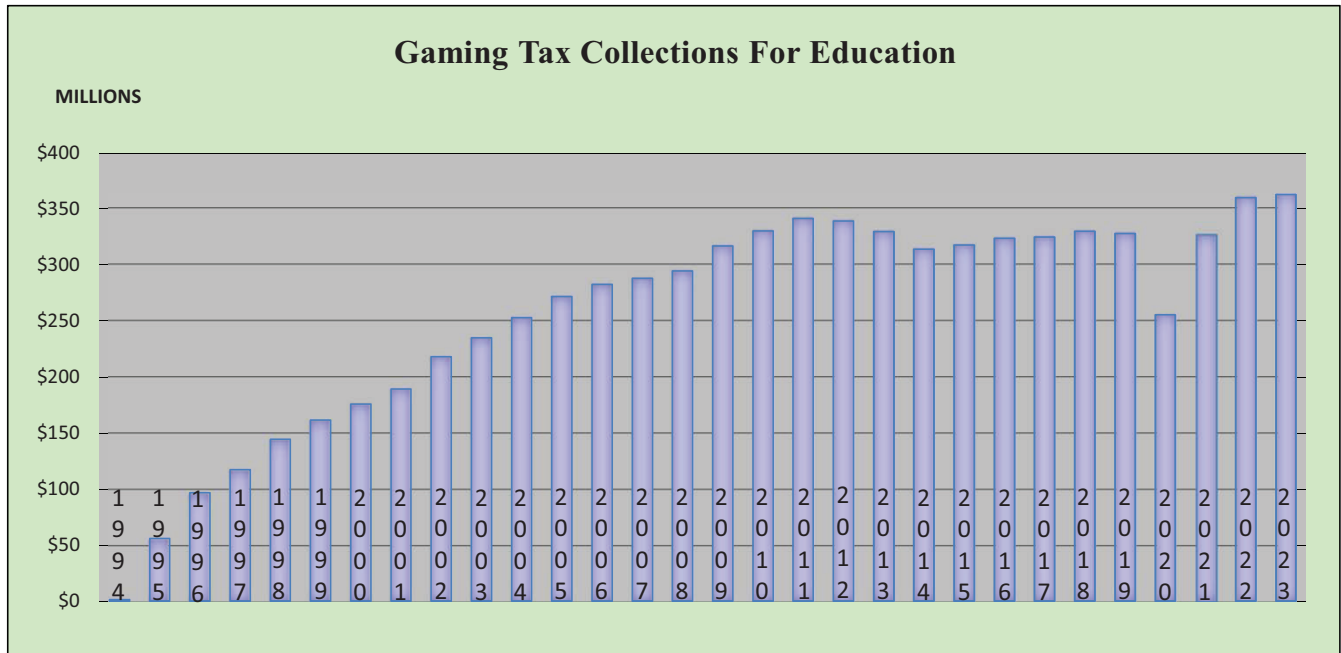
Missouri Gaming Commission Summary of Fund Transfers from Gaming Commission Fund						
Fiscal Year of Transfer	Veterans Commission Capital Improvement Trust Fund	Missouri National Guard Trust Fund	Mo College Guarantee / Access Missouri Financial Assistance Fund	Early Childhood Development, Education and Care Fund	Compulsive Gamblers Fund	Totals
FY 1994/1995	\$8,408,536.13					\$8,408,536.13
FY 1996	\$23,487,182.59					\$23,487,182.59
FY 1997	\$30,388,830.54					\$30,388,830.54
FY 1998	\$35,905,493.46					\$35,905,493.46
FY 1999	\$3,000,000.00	\$3,000,000.00	\$4,500,000.00	\$30,237,763.51		\$40,737,763.51
FY 2000	\$3,000,000.00	\$3,000,000.00	\$4,500,000.00	\$34,217,803.75		\$44,717,803.75
FY 2001	\$3,000,000.00	\$3,000,000.00	\$4,500,000.00	\$30,691,290.20	\$46,612.00	\$41,237,902.20
FY 2002	\$3,000,000.00	\$3,000,000.00	\$4,500,000.00	\$31,266,433.92	\$398,074.00	\$42,164,507.92
FY 2003	\$3,000,000.00	\$3,000,000.00	\$4,500,000.00	\$33,947,613.45	\$489,850.00	\$44,937,463.45
FY 2004	\$6,000,000.00	\$4,000,000.00	\$5,000,000.00	\$30,320,589.96	\$489,850.00	\$45,810,439.96
FY 2005	\$6,000,000.00	\$4,000,000.00	\$5,000,000.00	\$30,969,773.54	\$489,850.00	\$46,459,623.54
FY 2006	\$6,000,000.00	\$4,000,000.00	\$5,000,000.00	\$31,449,559.64	\$143,668.48	\$46,593,228.12
FY 2007	\$6,000,000.00	\$4,000,000.00	\$5,000,000.00	\$27,513,142.50	\$296,081.66	\$42,809,224.16
FY 2008	\$6,000,000.00	\$4,000,000.00	\$5,000,000.00	\$26,158,125.21	\$504,438.31	\$41,662,563.52
FY 2009	\$6,000,000.00	\$4,000,000.00	\$5,000,000.00	\$30,146,510.30	\$522,323.49	\$45,668,833.79
FY 2010	\$6,000,000.00	\$4,000,000.00	\$5,000,000.00	\$30,187,344.07	\$449,829.88	\$45,637,173.95
FY 2011	\$6,600,000.00	\$4,000,000.00	\$5,000,000.00	\$30,602,202.47	\$297,683.81	\$46,499,886.28
FY 2012	\$6,000,000.00	\$4,000,000.00	\$5,000,000.00	\$28,167,184.85	\$70,000.00	\$43,237,184.85
FY 2013	\$30,492,690.60	\$4,000,000.00	\$5,000,000.00		\$150,000.00	\$39,642,690.60
FY 2014	\$26,837,608.59	\$4,000,000.00	\$5,000,000.00		\$150,000.00	\$35,987,608.59
FY 2015	\$26,806,819.71	\$4,000,000.00	\$5,000,000.00		\$80,000.00	\$35,886,819.71
FY 2016	\$26,302,995.44	\$4,000,000.00	\$5,000,000.00		\$150,000.00	\$35,452,995.44
FY 2017	\$23,965,570.07	\$4,000,000.00	\$5,000,000.00		\$100,000.00	\$33,065,570.07
FY 2018	\$21,990,766.73	\$4,000,000.00	\$5,000,000.00		\$100,000.00	\$31,090,766.73
FY 2019	\$18,578,239.98	\$4,000,000.00	\$5,000,000.00		\$115,000.00	\$27,693,239.98
FY 2020	\$11,661,754.16	\$4,000,000.00	\$4,000,000.00		\$70,000.00	\$19,731,754.16
FY 2021	\$17,626,577.82	\$4,000,000.00	\$5,000,000.00		\$194,181.00	\$26,820,758.82
FY 2022	\$11,830,411.65	\$4,000,000.00	\$5,000,000.00		\$0.00	\$20,830,411.65
FY 2023	\$11,240,044.08	\$4,000,000.00	\$5,000,000.00		\$100,000.00	\$20,340,044.08
Totals	\$395,123,521.55	\$95,000,000.00	\$121,500,000.00	\$425,875,337.37	\$5,407,442.63	\$1,042,906,301.55

Note: In FY 2013, the 96th Missouri General Assembly passed House Bill 1731, which made major changes to the distribution of net proceeds (transfers) from the Gaming Fund. The bill removed the Early Childhood Development, Education and Care Fund from the distribution formula, changed the order of distribution of the remaining funds in the formula and established that all remaining net proceeds be transferred to the Veterans Commission Capital Improvement Trust Fund.

Gaming Proceeds for Education Fund

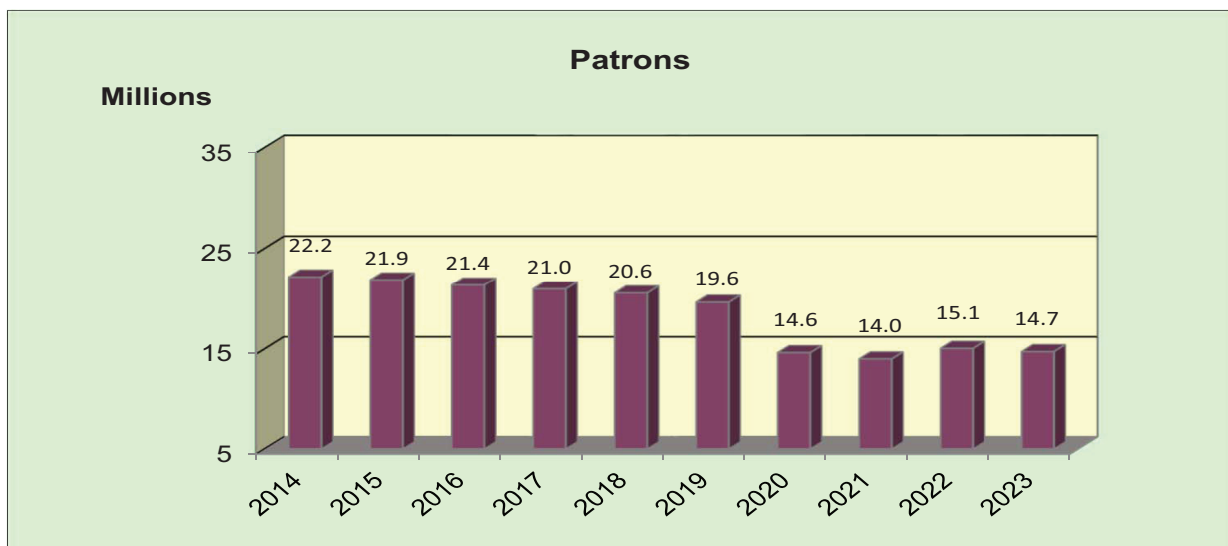
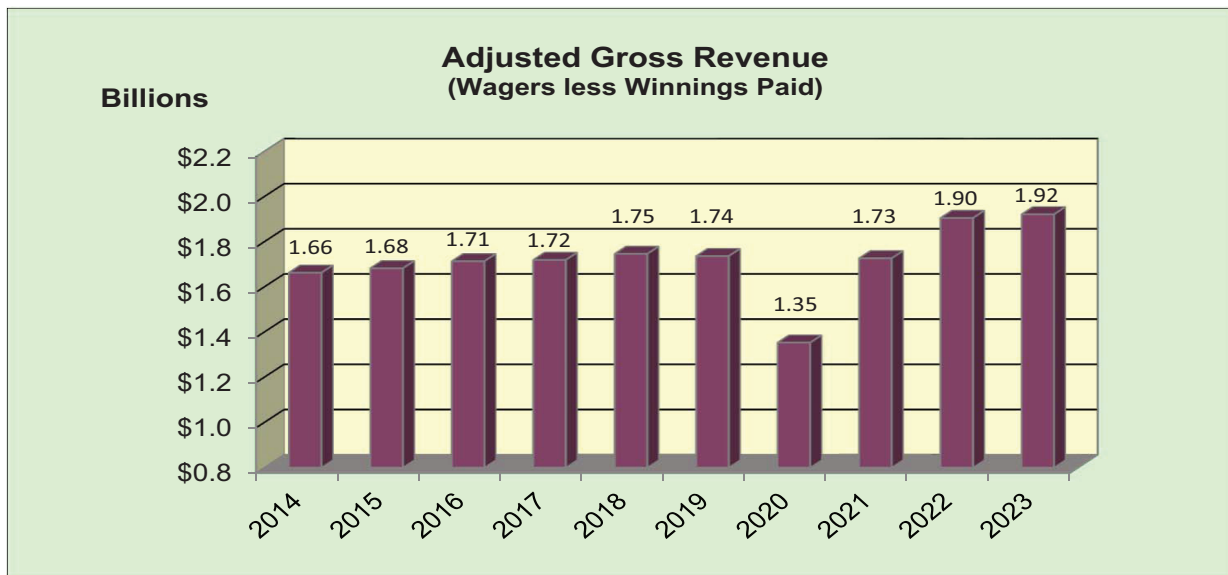
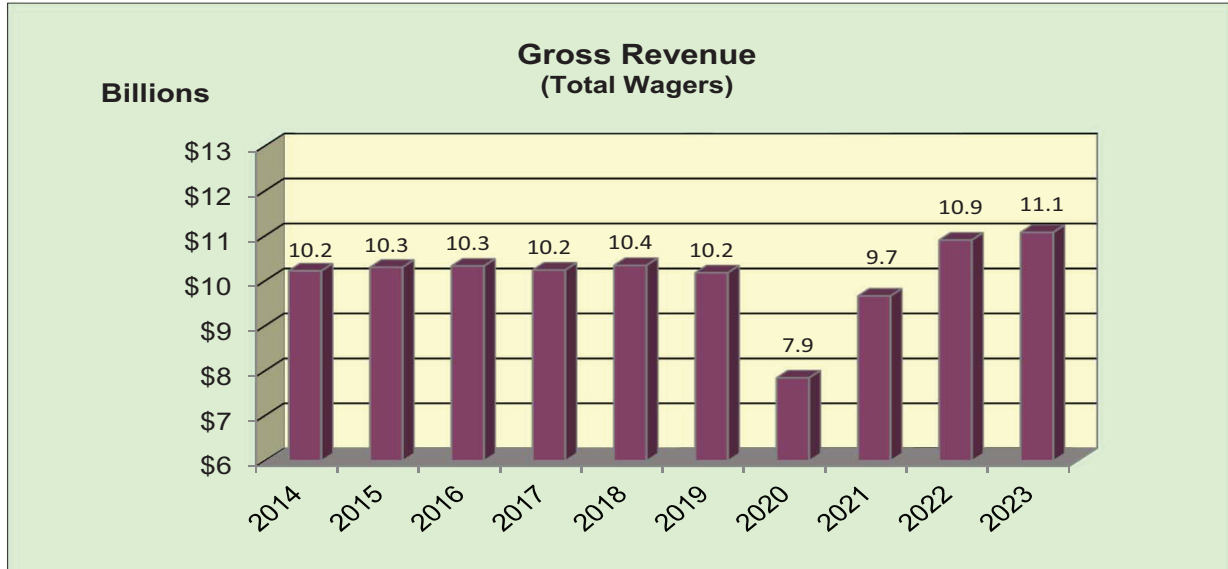
(from Gaming Tax)

Pursuant to Section 313.822, RSMo., Missouri's 13 casinos pay a Gaming Tax of 21% on their Adjusted Gross Revenue (wagers made-winnings paid). Ten percent of taxes collected is paid to the home dock city or county where each casino is located. The remaining 90% is paid to the State of Missouri Gaming Proceeds for Education Fund. As reflected in the chart below, Missouri's casinos have contributed \$7,686,093,210 to education since inception, including \$363,001,842 for FY2023.

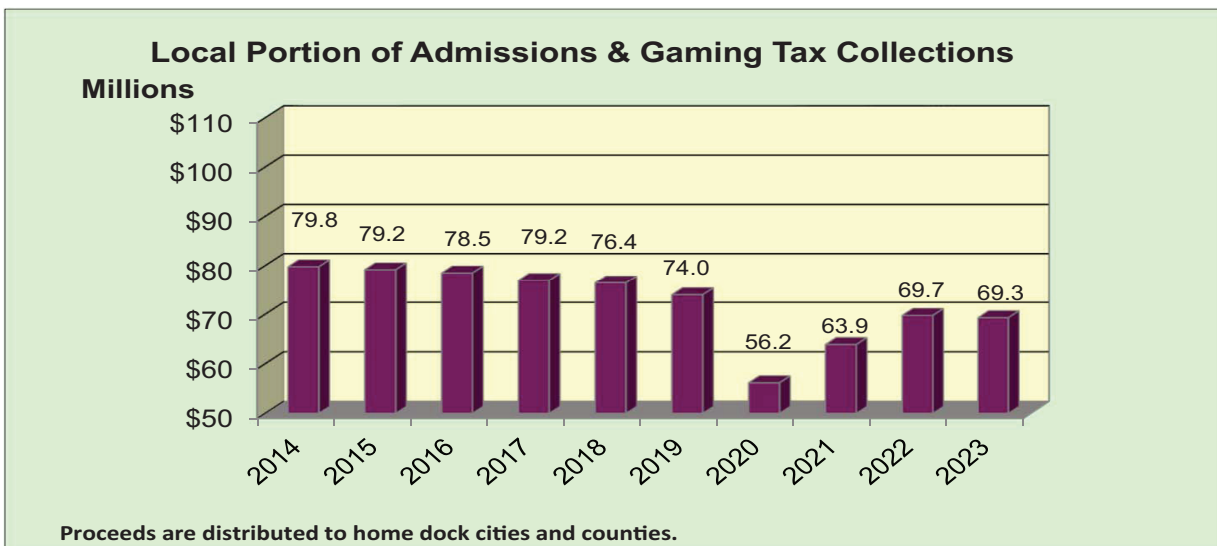
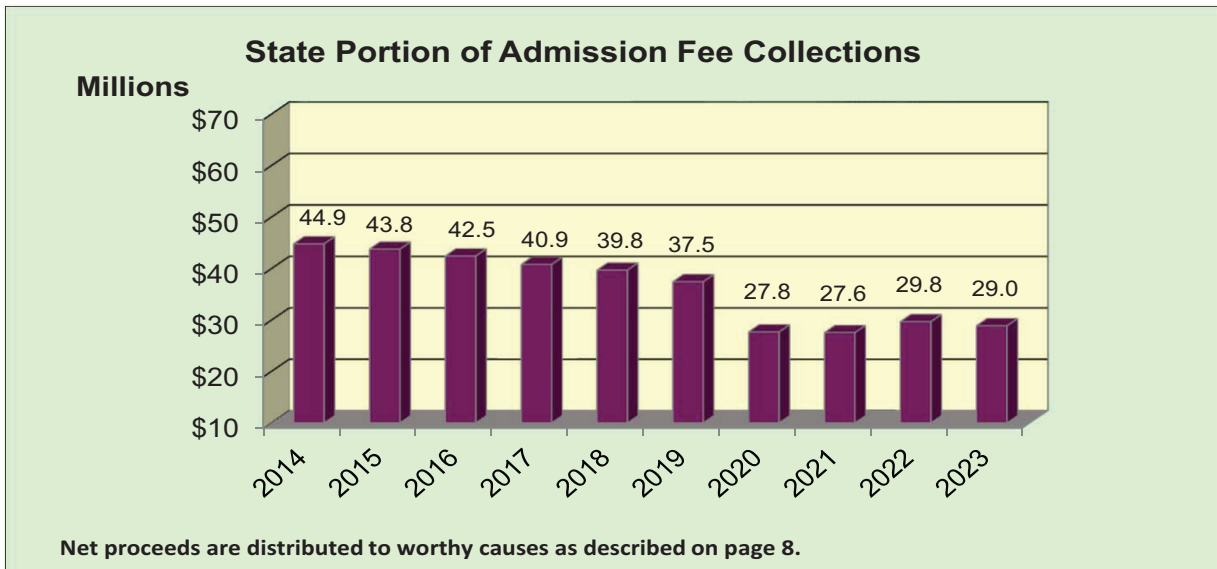
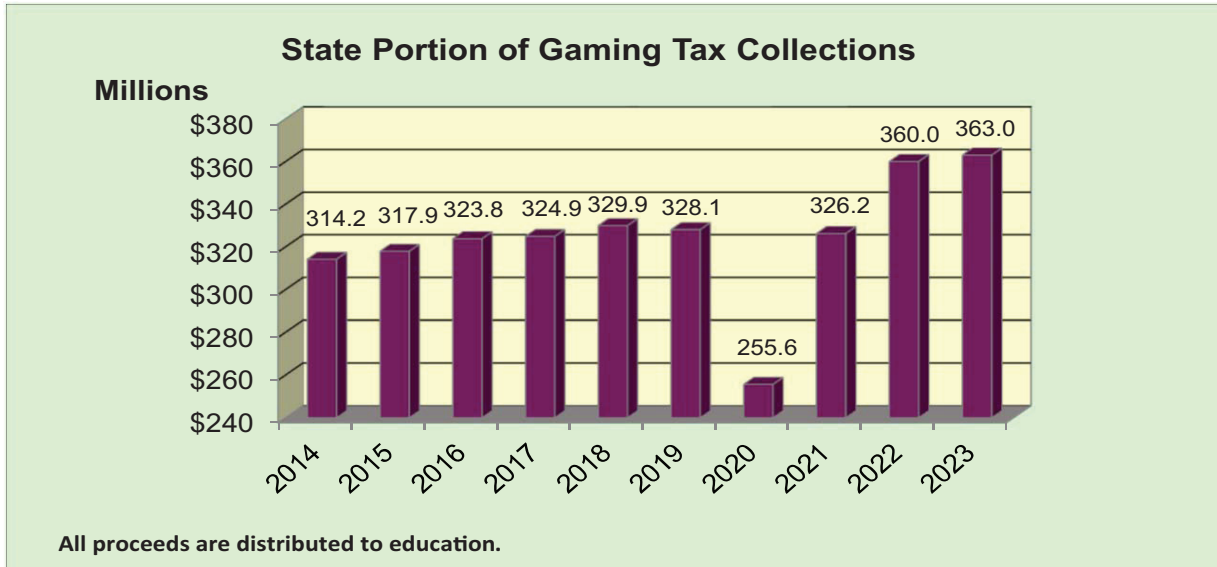


Fiscal Year of Collection	Proceeds for Education Fund	Fiscal Year of Collection	Proceeds for Education Fund
1994	1,324,679	2009	316,860,876
1995	55,862,050	2010	330,379,949
1996	96,692,569	2011	341,382,616
1997	117,307,884	2012	339,271,769
1998	144,457,242	2013	329,633,848
1999	161,602,532	2014	314,153,760
2000	175,920,983	2015	317,891,017
2001	189,203,334	2016	323,778,368
2002	218,177,593	2017	324,876,054
2003	234,898,281	2018	329,929,305
2004	252,806,561	2019	328,055,216
2005	271,678,446	2020	255,603,977
2006	282,611,770	2021	326,218,070
2007	287,990,799	2022	359,980,136
2008	294,541,684	2023	363,001,842
		Total	\$7,686,093,210

Casino Gaming in Missouri



Gaming Tax & Admission Fee



Fiscal Year 2023 Summary

Fiscal Year 2023 Summary

CASINO / LOCATION	LOCATION OPENING DATE	ADMISSIONS	ADMISSION FEES (a)	ADJUSTED GROSS RECEIPTS	GAMING TAX (b)	ESTIMATED CAPITAL INVESTMENT *	TABLE GAMES	SLOT MACHINES	GAMING SPACE (SQ FT)	ADMISSION FEES PERCENTAGE OF STATE TOTAL	GAMING TAX PERCENTAGE OF STATE TOTAL	Total Employee Compensation	Real Estate Property Tax	State Sales Tax	Charitable Donations	City Lease Payments	EMPLOYEES	Minority Employees	Minority Salaried Positions	Female Employment	Female Salaried Employees
Ameristar Casino St. Charles	27-Mar-94	4,125,198	\$ 8,250,392	\$ 303,041,869	\$ 63,638,393	\$ 863,280,975	62	1,743	130,000	14.25%	15.78%	\$ 42,374,408	\$ 5,781,423	\$ 2,149,116	\$ 12,356	-	1,070	452	41	540	54
Argosy Riverside Casino	25-Jun-94	2,338,314	\$ 4,716,628	\$ 173,249,468	\$ 36,382,386	\$ 87,507,735	37	1,098	62,000	8.15%	9.02%	\$ 23,148,338	\$ 2,673,736	\$ 784,080	\$ 112,871	\$ 4,533,282	424	202	31	211	37
St. Jo Frontier Casino	24-Jun-94	776,381	\$ 1,552,762	\$ 47,651,770	\$ 10,002,872	\$ 58,741,936	6	445	18,000	2.85%	2.48%	\$ 4,601,552	\$ 229,699	\$ 109,149	\$ 6,650	-	142	28	1	76	8
Harratt's Kansas City	25-Sep-94	2,355,088	\$ 4,710,176	\$ 170,720,198	\$ 35,651,242	\$ 473,500,252	59	934	63,300	8.13%	8.89%	\$ 30,840,951	\$ 2,503,520	\$ 1,541,000	\$ 155,252	\$ 3,146,854	756	301	28	345	40
Century Casino - Cautersville	27-Apr-95	625,889	\$ 1,251,778	\$ 44,152,748	\$ 9,272,877	\$ 83,220,714	6	416	21,400	2.16%	2.30%	\$ 8,125,238	\$ 299,996	\$ 166,676	\$ 23,604	-	175	53	3	99	9
Bally's KC	18-Oct-96	2,517,820	\$ 5,035,640	\$ 128,041,948	\$ 26,888,809	\$ 169,581,322	24	895	45,300	8.70%	6.67%	\$ 17,126,033	\$ 1,239,347	\$ 566,386	\$ 5,488	\$ 3,494,492	322	144	12	150	32
Ameristar Casino Kansas City	15-Jan-97	2,988,317	\$ 5,936,634	\$ 200,626,387	\$ 42,151,537	\$ 377,189,978	40	1,795	140,000	10.25%	10.45%	\$ 26,658,623	\$ 4,232,114	\$ 1,765,884	\$ 126,003	\$ 140,000	600	247	21	281	42
Hollywood Casino	11-Mar-97	3,701,747	\$ 7,403,494	\$ 243,603,633	\$ 51,196,763	\$ 125,411,265	61	1,646	120,000	12.78%	12.88%	\$ 29,633,822	\$ 7,734,389	\$ 1,315,934	\$ 68,504	-	736	351	38	343	48
Isle of Capri - Booneville	06-Dec-01	1,242,010	\$ 2,484,020	\$ 92,308,808	\$ 19,394,850	\$ 138,094,000	16	830	28,000	4.25%	4.81%	\$ 11,338,000	\$ 626,000	\$ 462,000	\$ 47,000	-	322	59	7	175	14
Mark Twain Casino	25-Jul-01	592,389	\$ 1,004,766	\$ 36,838,708	\$ 7,736,339	\$ 36,716,591	4	413	18,000	1.74%	1.92%	\$ 4,566,397	\$ 222,302	\$ 42,148	\$ 17,150	-	114	13	0	51	6
Horseshoe St. Louis	19-Dec-07	2,865,667	\$ 5,711,334	\$ 157,322,241	\$ 33,037,871	\$ 303,632,287	33	995	75,000	8.93%	8.19%	\$ 21,865,612	\$ 6,801,470	\$ 437,933	\$ 70,273	-	481	342	34	256	39
River City Casino	01-Mar-10	4,149,988	\$ 8,299,976	\$ 251,820,641	\$ 53,512,385	\$ 498,582,007	39	1,742	90,000	14.33%	13.27%	\$ 27,485,285	\$ 8,735,797	\$ 1,653,119	\$ 36,305	\$ 6,351,162	659	326	50	328	61
Century Casino - Cape Girardeau	30-Oct-12	1,042,362	\$ 2,085,764	\$ 66,285,277	\$ 14,339,908	\$ 154,545,947	23	833	38,600	3.60%	3.58%	\$ 11,398,556	\$ 1,023,288	\$ 166,544	\$ 88,996	-	270	49	2	110	14
GRAND TOTALS		28,351,407	\$ 57,902,814	\$ 1,920,644,667	\$ 403,335,380	\$ 3,370,023,960	410	13,775	849,600	100%	100%	\$ 238,664,855	\$ 42,157,061	\$ 11,769,930	\$ 771,052	\$ 17,853,800	6,081	2,567	268	2,905	404

* Figures reflect the current property investments since company purchase as reported to MGC
(a) 50% of Admission Fees go to the State, with the remaining 50% to the Local Home Dock.
(b) 90% of Gaming Taxes go to the State, with the remaining 10% to the Local Home Dock.
The figures published in this report are subject to adjustment.

Missouri Gaming Commission Fund Balance Report
Revenue from Cash Receipts
Fiscal Year 2023 as of June 30, 2023

Beginning Balance **\$4,024,978.98**

Revenue		Gaming Commission Expenses	
License Fees		Salaries	\$13,935,002.20
Liquor License	\$7,000.00	Fringe Benefits	\$10,622,003.38
Gaming License Application Fee	\$74,000.00	Travel In-State	\$49,796.31
Level 1 Occupational License Application Fee	\$39,000.00	Travel Out-of-State	\$54,147.98
Level 2 Occupational License Application Fee	\$258,525.00	Supplies	\$48,699.60
Supplier Level 2 Occupational License Application Fee	\$8,100.00	Professional Development	\$40,553.53
Supplier Level 2 Annual Occupational License Renewal	\$31,100.00	Communication Services & Supplies	\$229,976.66
Gaming License Renewal Fee	\$400,000.00	Professional Services	\$197,742.30
Level 1 Occupational License Renewal Fee	\$10,300.00	Maintenance & Repair Services	\$272,326.50
Level 2 Occupational License Renewal Fee	\$377,775.00	Computer Equipment	\$128,017.34
Supplier License Application Fee	\$80,000.00	Office Equipment	\$599.99
Supplier Annual License Renewal Fee	\$60,000.00	Property and Improvements	\$8,200.00
Replacement Gaming License	\$12,390.00	Building Lease Payments	\$540,464.53
Class A - Key License Renewal Fee	\$33,775.02	Equipment Rental & Leases	\$1,806.50
Supplier Key & Level 1 Application Fee	\$47,600.00	Miscellaneous Expenses	\$4,294.87
Supplier Key & Level 1 License Renewal Fee	\$21,000.00	Total MGC Expenses	\$26,133,631.69
Fantasy Sports Licenses	\$10,000.00		
Bingo License Fee	\$16,595.00	Other Expense & Transfers	
Bingo Hall Provider License	\$3,400.00	Attorney General Salaries	\$68,650.26
Bingo Supplier License	\$1,000.00	Attorney General Expense & Equipment	\$16,942.88
Bingo Manufacturer License	\$3,000.00	Real Estate PS - Other	\$741.00
Total License Fees	\$1,494,560.02	MSHP Vehicle Maintenance	\$419,842.62
		MSHP Gasoline	\$648,515.18
Reimbursements		MSHP Administration	\$8,229.67
MGC Reimbursement - Company Background	\$4,092.65	MSHP Academy Salaries	\$90,528.42
MGC Reimbursement - Level 1 Background	\$110,476.33	MSHP Academy Expenses & Equipment	\$35,947.54
MGC Reimbursement - Supplier Background	\$263,583.04	MSHP Admin Salaries	\$38,525.32
MGC Reimbursement - Enforcement	\$18,394,165.00	MSHP Vehicle Replacement	\$504,420.00
MGC Reimbursement - Fantasy Sports	\$2,191.63	Juvenile Court Diversion	\$460,161.53
Total Reimbursements	\$18,774,508.65	Total Other Expenses & Transfers	\$2,292,504.42
Other Income		Appropriated Transfers	
Admission Fees	\$28,886,032.00	Veterans Commission CI Trust Fund	\$11,030,411.65
Appropriated Transfers	\$3,312.43	Missouri National Guard Trust Fund	\$4,000,000.00
Time Deposits Interest	\$2,446.81	Missouri College Guarantee Fund Transfer	\$5,000,000.00
US/Agency Securities Interest	\$134,478.03	Compulsive Gamblers Fund Transfer	\$100,000.00
Employee Personal Expense Reimbursement	\$629.25	MOVERS Cost Allocation	\$137,908.00
Rebates	\$4,206.29	Cost Allocation Plan Transfer to General Revenue	\$396,103.00
IAB Reimbursement/Recovery Cost	\$17.71	Total Appropriated Transfers	\$20,664,422.65
Total Other Income	\$29,031,122.52		
		Total All Expenses & Transfers	\$49,090,558.76
Total All Revenue	\$49,300,191.19		
		Lapse Period Liabilities	\$5,432.67
		Ending Cash Balance*	\$4,240,044.08

* The ending cash balance will be transferred to the Veteran's Commission Capital Improvement Fund.

Report on Competitiveness

COMPETITIVE TAX RATES AND FACILITIES		
ILLINOIS	Commercial Gaming Graduated tax rate from 15% to 50% of gross gaming revenue, \$2 to \$3 admissions tax Net Effective Tax Rate Consumer spending on Commercial Casino Gaming Calendar Year 2022 Video Lottery Terminal Locations	11 Casinos 23.1% \$2.1 billion 8,226
INDIANA	Commercial Gaming Graduated tax rate from 15% to 40% of gross gaming revenue; land-based, with one exception, also pay a supplemental wagering tax of 3.5% At racinos, the graduated tax is from 25% to 35% of gross gaming revenue Net Effective Tax Rate Consumer Spending on Commercial Casino Gaming Calendar Year 2022 Native American Gaming <i>*(10 riverboat or land-based, 2 racinos)</i>	12 Casinos* 23.8% \$2.9 billion 1 Casino
IOWA	Commercial Gaming Graduated tax rate from 5% to 22% on gross gaming revenue at riverboats and land-based casinos and up to 24% at racetracks with slots and table games Net Effective Tax Rate Consumer Spending on Commercial Casino Gaming Calendar Year 2022 Native American Gaming <i>*(18 riverboat or land-based, 1 racino)</i>	19 Casinos* 20.4% \$1.9 billion 4 Casinos
KANSAS	Commercial Gaming Straight-Line tax rate of 27% Net Effective Tax Rate Consumer spending on Commercial Casino Gaming Calendar Year 2022 Native American Gaming	4 Casinos 27.0% \$478.1 million 7 Casinos
MISSISSIPPI	Commercial Gaming Graduated tax from 4% to 8% on gaming revenues; additional 3% to 4% tax on gaming revenues may be imposed by local governments Net Effective Tax Rate Consumer Spending on Commercial Casino Gaming Calendar Year 2022 Native American Gaming	26 Casinos 11.8% \$2.6 billion 3 Casinos
OKLAHOMA	Racetrack Casinos - Graduated state tax from 35% to 50% on gross gaming revenue Consumer Spending on Commercial Casino Gaming Calendar Year 2022 Native American Gaming	2 Racinos \$150.9 million 140 Casinos
ARKANSAS	Commercial Gaming Graduated tax from 13% to 20% on gaming revenues Net Effective Tax Rate Consumer spending on Commercial Casino Gaming Calendar Year 2022 <i>*(1 land-based casino, 2 racinos)</i>	3 Casinos* 14.4% \$614.1 million

Data compared on calendar year basis. Source: AGA State of the States 2023

MISSOURI COMPETITIVENESS

Commercial Gaming -- 13 casinos

21% tax on gross gaming revenue

(90% to the state/10% to the home dock community)

\$2 per patron admission fee (per 2-hour excursion, split 50/50 between home dock community and the state)

Net Effective Tax Rate

Commercial Casinos -- 24%

Missouri ranked #11 in total state tax gaming revenues

(reflecting a 0.2% decrease over the prior calendar year)

Missouri ranked #13 in consumer spending on commercial casino gaming

with \$1,905 million AGR for Calendar Year 2022

(reflecting a 0.5% increase over the prior calendar year)

St. Louis, MO/IL is listed as #9 in the top U.S. Casino Markets

Calendar Year 2022, with \$1.066 billion AGR

Kansas City, MO/KS is listed as #16 in the top U.S. Casino Markets

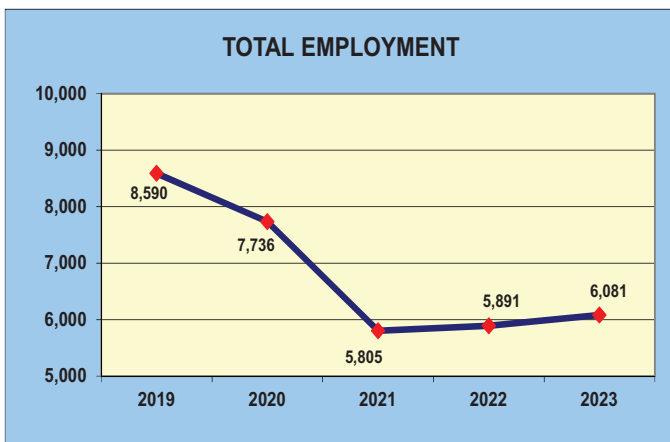
Calendar Year 2022, with \$824 million AGR

Sources: AGA State of the States 2023

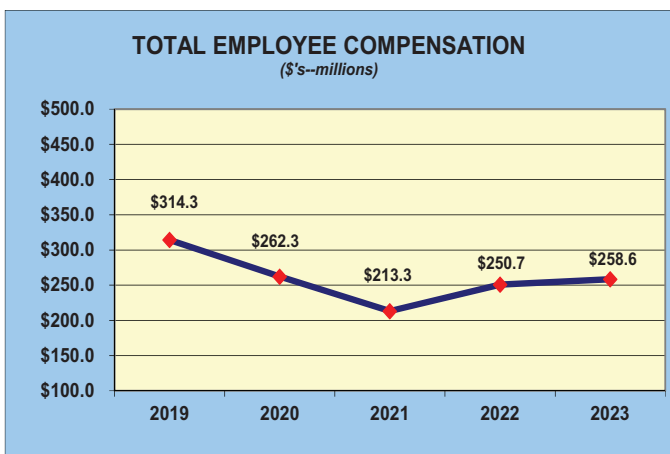
Economic Impact

In FY 2023, Missouri casinos:

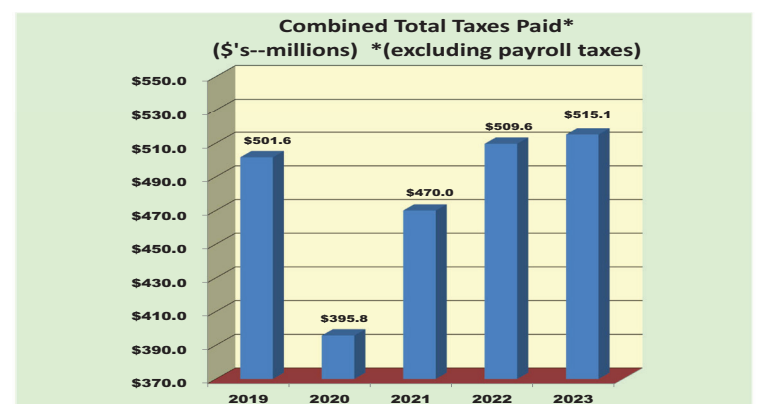
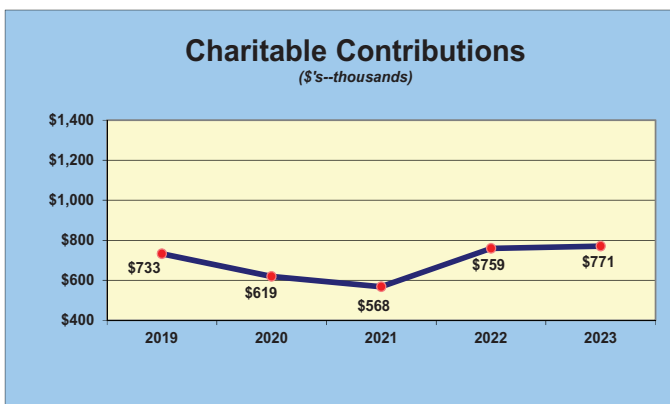
- Employed **6,081** people
- Paid Wages of **\$258.6 million**
- Contributed **\$403.3 million** in direct gaming taxes to state and local home-dock governments
- Contributed **\$57.9 million** in total state admission fees to special state funds and home-dock governments
- Earned **\$1.92 billion** in adjusted gross gaming revenue
- Paid total real estate and sales taxes of **\$53.9 million**, for a combined total of gaming and other taxes of **\$515.1 million**
- Invested a total of **\$3.37 billion** in capital investments to date



CASINO	2019	2020	2021	2022	2023
Ameristar Casino Kansas City	975	924	583	595	600
Ameristar Casino St. Charles	1,557	1,398	951	1,060	1,070
Argosy Riverside Casino	784	710	805	489	424
Hollywood Casino	1,111	860	541	665	736
Harrah's Kansas City	948	950	734	751	756
Isle of Capri - Boonville	394	365	311	317	322
Century Casino - Cape Girardeau	332	272	243	260	270
Bally's KC	261	242	296	322	322
Century Casino - Caruthersville	199	174	170	170	175
Horseshoe St. Louis	765	663	399	392	491
River City Casino	891	852	509	610	659
Mark Twain Casino	194	170	119	125	114
St. Jo Frontier Casino	179	156	144	135	142
TOTAL EMPLOYMENT	8,590	7,736	5,805	5,891	6,081



CASINO	2019	2020	2021	2022	2023
Ameristar Casino Kansas City	\$ 35.2	\$ 28.9	\$ 24.2	\$ 26.4	\$ 26.7
Ameristar Casino St. Charles	\$ 52.0	\$ 43.7	\$ 37.5	\$ 41.9	\$ 42.4
Argosy Riverside Casino	\$ 31.1	\$ 24.2	\$ 17.3	\$ 22.5	\$ 23.1
Hollywood Casino	\$ 40.0	\$ 32.6	\$ 17.8	\$ 27.7	\$ 29.6
Harrah's Kansas City	\$ 36.1	\$ 33.0	\$ 30.1	\$ 31.2	\$ 30.8
Isle of Capri - Boonville	\$ 11.6	\$ 9.4	\$ 10.1	\$ 11.1	\$ 11.3
Century Casino - Cape Girardeau	\$ 10.8	\$ 9.7	\$ 10.1	\$ 10.9	\$ 11.4
Bally's KC	\$ 12.2	\$ 10.4	\$ 12.7	\$ 16.3	\$ 17.1
Century Casino - Caruthersville	\$ 6.6	\$ 6.1	\$ 7.0	\$ 7.8	\$ 8.1
Horseshoe St. Louis	\$ 29.7	\$ 22.2	\$ 19.2	\$ 20.4	\$ 21.4
River City Casino	\$ 37.0	\$ 31.0	\$ 18.9	\$ 24.1	\$ 27.5
Mark Twain Casino	\$ 5.8	\$ 5.0	\$ 4.1	\$ 4.5	\$ 4.6
St. Jo Frontier Casino	\$ 6.2	\$ 6.1	\$ 4.3	\$ 5.9	\$ 4.6
TOTAL EMPLOYEE COMPENSATION	\$ 314.3	\$ 262.3	\$ 213.3	\$ 250.7	\$ 258.6



Ameristar Casino Kansas City

General Manager: Keith Henson
 3200 N. Ameristar Drive
 Kansas City, Missouri 64161
 (816) 414-7000

Date Licensed: December 19, 2000
 Gaming Space: 140,000 Square Feet
 Electronic Gaming Devices: 1,785
 Table Games: 40
 (5) Specialty Restaurants, & Food Court
 Parking Garage
 184-Room Hotel
 Concert Hall, Meeting Space, Arcade

Total Capital Investment in Property since Company Purchase: \$377,198,978
 Total Capital Investment in Property for Fiscal Year: \$11,613,195
 Total Employee Compensation: \$26,658,623
 Real Estate/Personal Property Tax: \$4,232,114
 State Sales Tax: \$1,765,864
 State Withholding Tax on Jackpots: \$3,678,069
 Federal Withholding Tax on Jackpots: \$4,693,779
 City Lease Payments: \$140,000
 Charitable Donations: \$126,003
 Charitable Contributions By Patrons: \$15,022
 Total Employment: 600
 Minority Employment: 247
 Female Employment: 281

Improvements Accomplished from Local Gaming Revenues

City of Kansas City, MO

Gaming Funds Allocation	Adopted FY 2021-22	Adopted FY 2022-23	Adopted FY 2023-24
Equipment			
City Fleet Replacement	\$ 1,493,150	\$ 2,308,776	\$ -
Channel 2 TV Equipment	-	-	-
Smart Cities Initiative	410,812	410,812	-
Fire Apparatus and Ambulance	-	-	-
Equipment Total:	\$ 1,903,962	\$ 2,719,588	\$ -
Public Facilities			
City Market Debt Service	228,251	170,410	-
Public Garages Debt Service	-	-	-
Tow Lot Debt Service	1,389,088	1,377,331	-
HOK Sport Garage Debt	-	-	-
Kauffman Performing Arts Center Garage Debt Service	6,522,899	7,138,544	-
Public Facilities Total:	\$ 8,140,238	\$ 8,686,285	\$ -
Economic Development			
Columbus Park Debt Service	\$ 70,800	\$ 65,593	\$ -
Economic Development Total:	\$ 70,800	\$ 65,593	\$ -
Public Safety			
Kansas City Police Department	\$ -	\$ -	\$ 12,203,591
Public Safety Total:	\$ -	\$ -	\$ 12,203,591
Total Gaming Funds Allocated:	\$ 10,115,000	\$ 11,471,466	\$ 12,203,591

Ameristar Casino St. Charles

General Manager: Howard (Ward) Shaw
 1 Ameristar Blvd.
 St. Charles, Missouri 63301
 (314) 940-4300

Date Licensed: December 19, 2000
 Gaming Space: 130,000 Square Feet
 Electronic Gaming Devices: 1,743
 Table Games: 62
 Hybrid Games: 12
 (5) Specialty Restaurants & Deli
 397-Room Hotel, Spa
 Meeting space, Ballrooms, Arcade
 Parking Garage

Total Capital Investment in Property since Company
 Purchase: \$863,290,975
 Total Capital Investment in Property for
 Fiscal Year: \$19,527,325
 Total Employee Compensation: \$42,374,408
 Real Estate/Personal Property Tax: \$5,781,423
 State Sales Tax: \$2,749,116
 State Withholding Tax on Jackpots: \$5,554,435
 Federal Withholding Tax on Jackpots: \$6,042,234
 Charitable Donations: \$12,356
 Charitable Contributions By Patrons: \$8,780
 Total Employment: 1,070
 Minority Employment: 452
 Female Employment: 540



MSE Wall

Improvements
 Accomplished from
 Local Gaming
 Revenues

CITY OF ST. CHARLES

<u>DESCRIPTION</u>	<u>Actual CY 2022</u>	<u>Budget CY 2023</u>
<u>Engineering Equipment:</u>		
Office Equipment		1,600
Surveying and Locating Equipment		1,000
Cell Phone and Communication Equipment		5,600
<u>Engineering Traffic Signalization:</u>		
Street Lighting - New Installation		30,000
<u>Engineering Street Projects:</u>		
Muegge Road Pavement Rehabilitation		16,000
South Fifth Street Reconstruction		150,000
Hawks Nest Drive Rehabilitation		20,000
Sibley Street Sidewalks		6,000
Duchesne Drive Reconstruction		18,000
<u>Public Works Equipment:</u>		
Office Equipment		1,000
Medium Duty Work Trucks		7,500
<u>Public Works Traffic Signalization:</u>		
Signal and Street Lighting Maintenance		100,000
Gas Street Lighting Improvements		35,000
New Poles and Fixtures		30,000
LED Street Name ID Signs		35,000
Sign Replacement Program		50,000
<u>Public Works Street Projects:</u>		
Street Surface Repairs - Asphalt		650,000
Sidewalk and ADA Improvements		200,000
Annual Bridge Culvert Maintenance Program		100,000
Pavement Maintenance - Arterial and Collector Routes		200,000
<u>Street Projects:</u>		
Concrete & Asphalt Street Repair	983,200	
South 5th Street Reconstruction	64,594	
Signal Maintenance	248,784	
Annual Gas Light Maintenance	24,194	
Shop Equipment	13,180	
Parking under I-70	91,859	
Sibley St Sidewalks	10,505	
Plaza Way Extension	9,643	
Sidewalk Maintenance	216,649	
Public Works Facility	268,123	
Sign Replacement Program	27,784	
Island Harbor Cost Share	10,905	
Frenchtown Parking Lots	87,815	
<u>Facilities Maintenance:</u>		
Public Works Facility (2871 Elm Point Industrial)		5,000
Senior Center Improvements		115,000
Restroom Renovation - Main Street/Washington Street		10,000
Hand Rail Replacement at Water Street Restrooms		5,000
Historic Society Building Improvements		175,000
<u>Police Department:</u>		
Personnel Costs	4,434,946	4,498,463
<u>Fire:</u>		
Personnel Costs	3,189,054	3,125,537
<u>Economic Development/Redevelopment:</u>		
Economic Development Fund		50,000
Arena Project	240,000	240,000
Debt Service - 2020 Taxable Bonds		341,610
<u>Community Development</u>		
Façade Improvement	50,000	50,000
	<u>9,971,236</u>	<u>10,272,310</u>

SOURCE: City of St. Charles


Argosy Riverside Casino

General Manager: Lance George
 777 NW Argosy Parkway
 Riverside, Missouri 64150
 (816) 746-3100

Date Licensed: June 22, 1994
 Gaming Space: 62,000 Square Feet
 Electronic Gaming Devices: 1,098
 Table Games: 37
 (3) Specialty Restaurants, Deli, & Coffee House
 258-Room Hotel, Spa
 Meeting Space
 Parking Garage

Total Capital Investment in Property since Company Purchase: \$87,507,735
 Total Capital Investment in Property for Fiscal Year: \$3,357,778
 Total Employee Compensation: \$23,148,338
 Real Estate/Personal Property Tax: \$2,673,736
 State Sales Tax: \$784,080
 State Withholding Tax on Jackpots: \$3,322,535
 Federal Withholding Tax on Jackpots: \$3,918,893
 City Lease Payments: \$4,533,292
 Charitable Donations: \$112,871
 Charitable Contributions By Patrons: \$17,577
 Total Employment: 424
 Minority Employment: 202
 Female Employment: 211

Trail Bridge



Pumper

City of Riverside

Assistance to Other Entities

Platte Senior Services	\$	40,000
Northland Health Care	\$	35,000
Miles of Smiles	\$	15,000
Northland Neighbors, Inc	\$	15,000
American Red Cross	\$	3,000
Synergy Services	\$	7,500
Park Hill School District	\$	23,500
MOCSA	\$	5,000
YMCA Scholarships	\$	3,000
Northland Childhood Hunger	\$	2,500

Community Services

Ambulance Services for Residents	\$	108,000
City Wide Trash Collection	\$	120,000
Healthy Citizens Initiative	\$	245,000
Senior Christmas Dinner	\$	3,500
KCATA Local Transit Program (IRIS)	\$	150,000

Equipment Purchases

Public Works Equipment/Vehicles	\$	1,064,500
Computer / Security Equipment	\$	98,000
Engineering / Vehicles	\$	45,000

Major Thoroughfare/Infrastructure

Annual Pavement Program	\$	1,250,000
Northwood Acres/Indian Hills Improv.	\$	500,000
Riverway/9 Hwy/West Platte Rd Improv.	\$	250,000
Gateway Improvements	\$	1,000,000
Wayfinding Signage Program	\$	180,000
Citywide Master Plan	\$	150,000
Jumping Branch Stormwater Upgrades	\$	200,000
Horizons East Improvements	\$	1,200,000

Parks & Recreation

Vivion Road Trail	\$	1,265,000
Swimming Pool / Splash Pad	\$	1,200,000
Renner Brenner State Park	\$	1,000,000
Other Park & Trail Improvements	\$	1,056,000

Public Facilities

City Hall / Public Works Reconfiguration	\$	500,000
Annual Facility Improvements	\$	200,000

Total Estimate for FY 2023-24 \$ 11,934,500

Improvements
 Accomplished from
 Local Gaming
 Revenues

Bally's Kansas City Casino

General Manager: Michael Donovan
 1800 E. Front Street
 Kansas City, Missouri 64120
 (816) 855-7777

Date Licensed: June 6, 2000
 Gaming Space: 45,300 Square Feet
 Electronic Gaming Devices: 895
 Table Games: 24
 (3) Specialty Restaurants
 Meeting Space
 Parking Garage

Total Capital Investment in Property since Company
 Purchase: \$169,581,392
 Total Capital Investment in Property for
 Fiscal Year: \$36,623,080
 Total Employee Compensation: \$17,126,033
 Real Estate/Personal Property Tax: \$1,293,347
 State Sales Tax: \$566,366
 State Withholding Tax on Jackpots: \$1,226,533
 Federal Withholding Tax on Jackpots: \$1,888,091
 City Lease Payments: \$3,494,492
 Charitable Donations: \$5,488
 Charitable Contributions By Patrons: \$12,908
 Total Employment: 322
 Minority Employment: 144
 Female Employment: 150

Improvements Accomplished from Local Gaming Revenues

City of Kansas City, MO

Gaming Funds Allocation	Adopted FY 2021-22	Adopted FY 2022-23	Adopted FY 2023-24
Equipment			
City Fleet Replacement	\$ 1,493,150	\$ 2,308,776	\$ -
Channel 2 TV Equipment	-	-	-
Smart Cities Initiative	410,812	410,812	-
Fire Apparatus and Ambulance	-	-	-
Equipment Total:	\$ 1,903,962	\$ 2,719,588	\$ -
Public Facilities			
City Market Debt Service	228,251	170,410	-
Public Garages Debt Service	-	-	-
Tow Lot Debt Service	1,389,088	1,377,331	-
HOK Sport Garage Debt	-	-	-
Kauffman Performing Arts Center Garage Debt Service	6,522,899	7,138,544	-
Public Facilities Total:	\$ 8,140,238	\$ 8,686,285	\$ -
Economic Development			
Columbus Park Debt Service	\$ 70,800	\$ 65,593	\$ -
Economic Development Total:	\$ 70,800	\$ 65,593	\$ -
Public Safety			
Kansas City Police Department	\$ -	\$ -	\$ 12,203,591
Public Safety Total:	\$ -	\$ -	\$ 12,203,591
Total Gaming Funds Allocated:	\$ 10,115,000	\$ 11,471,466	\$ 12,203,591

SOURCE: City of Kansas City

Century Casino Cape Girardeau

General Manager: Lyle Randolph
 777 North Main Street
 Cape Girardeau, MO 63701
 (573) 730-7777

Date Licensed: October 30, 2012
 Gaming Space: 38,600 Square Feet
 Electronic Gaming Devices: 833
 Table Games: 23
 (2) Specialty Restaurants
 Meeting Event Center

Total Capital Investment in Property since Company Purchase: \$154,545,847
 Total Capital Investment in Property for Fiscal Year: \$11,955,679
 Total Employee Compensation: \$11,399,596
 Real Estate/Personal Property Tax: \$1,023,288
 State Sales Tax: \$156,544
 State Withholding Tax on Jackpots: \$960,603
 Federal Withholding Tax on Jackpots: \$1,499,963
 Charitable Donations: \$88,996
 Charitable Contributions By Patrons: \$3,167
 Total Employment: 270
 Minority Employment: 49
 Female Employment: 110



New Airport Passenger Terminal Building



City of Cape Girardeau

Revenue

	FY 22/23 Actual	FY 23/24 Budget
Gaming Taxes	\$ 2,471,998.78	\$ 2,400,000.00
Interest - includes estimated 3rd and 4th quarter interest	\$ 83,008.36	\$ 62,256.27
Interest paid by other funds	\$ 29,596.04	\$ 25,396.99
Repayment of interfund advance	\$ 335,924.28	\$ 211,998.33
Transfer from General Fund (fiber)	\$ 12,543.00	\$ -
Sale of property	\$ 1,846,152.70	\$ -
Revenue Total	\$ 4,779,223.16	\$ 2,699,651.59

Expenses

City of Jackson	\$ 26,189.61	\$ 26,200.00
City of Scott City	\$ 7,336.13	\$ 7,400.00
County of Cape Girardeau	\$ 45,201.65	\$ 45,200.00
Southeast MO State University	\$ 600,000.00	\$ 600,000.00
Greater Cape Business Park Property Purchase Payment		
Principal	\$ 2,034,592.00	\$ -
Interest	\$ 265,408.00	\$ -
Other Professional Services	\$ -	\$ 95,000.00
Radio Interoperability		
Other Professional	\$ 17,803.08	\$ -
Communication Equipment	\$ 14,835.92	\$ 46,282.80
Riverfront Matching Fund - Old Town Cape	\$ 204,484.52	\$ 212,000.00
Transfer to Capital Improvements Fund	\$ 400,000.00	\$ 400,000.00
Transfer to Airport	\$ 1,200,000.00	\$ -
Public Safety	\$ -	\$ 305,968.00
City Facilities Improvements	\$ -	\$ 228,563.00
Capital projects to be assigned	\$ -	\$ 71,600.00
Membership Dues	\$ 4,583.34	\$ -
City Hall fiber relocation	\$ 15,389.33	\$ -
	\$ 4,835,823.58	\$ 2,038,213.80

SOURCE: City of Cape Girardeau

Improvements
 Accomplished from
 Local Gaming
 Revenues

Century Casino Caruthersville

General Manager: Denny Callen
 777 E. 3rd Street
 Caruthersville, Missouri 63830
 (573) 333-1000

Date Licensed: April 27, 1995
 Gaming Space: 21,400 Square Feet
 Electronic Gaming Devices: 416
 Table Games: 6
 (1) Specialty Restaurant
 Hotel, RV Park

Total Capital Investment in Property since Company Purchase: \$83,220,714
 Total Capital Investment in Property for Fiscal Year: \$13,600,462
 Total Employee Compensation: \$8,125,238
 Real Estate/Personal Property Tax: \$299,966
 State Sales Tax: \$186,676
 State Withholding Tax on Jackpots: \$466,310
 Federal Withholding Tax on Jackpots: \$486,059
 Charitable Donations: \$23,604
 Charitable Contributions By Patrons: \$1,507
 Total Employment: 175
 Minority Employment: 53
 Female Employment: 99


City of Caruthersville

<u>GAMING REVENUE EXPENDITURES</u>	<u>21-22 ACTUAL</u>	<u>22-23 BUDGET</u>	<u>22-23 ACTUAL</u>
<u>Water/ Wasterwater Improvement</u>			
Plant Upgrades	\$275,362.00	\$225,000.00	\$338,847.85
Rotors		\$50,000.00	
Clairifier Repair	\$12,992.15	\$50,000.00	
E 19th Repair	\$38,560.00		
Lift Station Motor/Liftstations	\$75,345.60	\$47,000.00	
Meter Readers	\$74,410.44	\$25,000.00	
Alliance			\$688,164.00
Emergency Maintenance/Flood	\$723,971.01	\$225,000.00	\$54,923.54
<u>Street Improvements</u>			
Miscellaneous Street Improvements			\$40,300.00
Mower		\$20,000.00	
<u>Public Safety</u>			
Fire Hydrants		\$75,000.00	
Additional Police Officers/OT	\$170,843.87	\$175,000.00	
Police Cars/Equipment		\$75,000.00	\$57,965.00
Fire Helmets/Equipment		\$45,000.00	
Emergency Management Phone System			\$45,187.87
Police Radios		\$75,000.00	
<u>Other Infrastructure</u>			
Riverfront Development		\$45,000.00	
Administration software/equipment		\$27,000.00	
Economic Development		\$45,000.00	
Airport Improvements			\$64,882.00
Park Equipment/Recreation	\$17,791.56		
Recreation Roof		\$35,000.00	
Emergency Management/UMB/USDA		\$125,000.00	\$162,580.00
TOTAL	\$1,389,276.63	\$1,364,000.00	\$1,452,850.26

SOURCE: City of Caruthersville



Student Resource Officer Car



Street Repair

Improvements
 Accomplished from
 Local Gaming
 Revenues

Harrah's Kansas City

General Manager: Julie Sola
 One Riverboat Drive
 North Kansas City, Missouri 64116
 (816) 472-7777

Date Licensed: September 22, 1994
 Gaming Space: 63,300 Square Feet
 Electronic Gaming Devices: 934
 Table Games: 59
 (3) Specialty Restaurants, Coffee House
 392-Room Hotel
 Meeting Space
 Parking Garage

Total Capital Investment in Property since Company Purchase: \$473,500,252
 Total Capital Investment in Property for Fiscal Year: \$6,225,014
 Total Employee Compensation: \$30,840,951
 Real Estate/Personal Property Tax: \$2,503,520
 State Sales Tax: \$1,541,000
 State Withholding Tax on Jackpots: \$3,847,241
 Federal Withholding Tax on Jackpots: \$3,928,100
 City Lease Payments: \$3,146,854
 Charitable Donations: \$155,252
 Charitable Contributions By Patrons: \$16,477
 Total Employment: 756
 Minority Employment: 301
 Female Employment: 345

City of North Kansas City

Category	Actual 2021-2022	Budget 2022-2023
Services		
Unanticipated Legal Fees	\$ 59,613	\$ 50,000
Single Audit Costs	-	25,000
Home Dock Cities Membership	15,000	15,000
Designing/Engineering	48,559	40,000
Professional Services	42,480	335,625
General Liability Insurance	25,000	32,500
Administrative Costs	17,489	17,489
Demolition and Boarding	3,421	50,000
Contingencies	5,078	200,000
Total Services	\$ 216,640	\$ 765,614
Capital Outlay		
Land Acquisition		
Demolish Purina Mill	\$ 247,737	\$ 3,850,000
Hillside Litigation	-	30,000
Armour Road Redevelopment Area	134,960	128,000
Total Land Acquisition	\$ 382,697	\$ 4,008,000
Buildings		
Training Site	\$ -	\$ 20,000
Total Buildings	\$ -	\$ 20,000
Building Improvements		
Fire Department		
2 RTU AC Replacement at FD #1	\$ 29,690	\$ 35,000
Fire Station #1 HVAC/Heat Pumps	40,472	-
Administration		
HVAC Upgrade - West Wing AC Unit	-	35,000
Buildings and Grounds		
Building Security 1811 Iron and 1206 Howell	\$ -	\$ 31,500
Town Square Renovation	-	388,000
Community Development Remodel	-	600,000
Citywide Facilities Study	-	300,000
City Hall Facelift	1,657	65,000
Total Building Improvements	\$ 71,819	\$ 1,454,500
Equipment		
Fire Department		
Ambulance	\$ -	\$ 360,000
Radios	300,922	-
Firefighter Personal Protective Equip.	-	14,000
Battery Operated Tools	-	27,000
Centennial Badges	-	10,000
Marshal Vehicle	-	50,000
Ballistic Helmets and Vests	-	16,000
EMS Airway Trainer	-	15,000
Ventilators	-	20,000
Blue Card Replacements	-	15,000
Furniture Fixtures and Equipment	-	117,700

Category	Actual 2021-2022	Budget 2022-2023
Police Department		
Police Vehicles	\$ 129,111	\$ 180,000
Police Canine	18,783	-
Police Video Replacement	-	325,000
Office Furniture	4,564	-
Emergency Lighting	23,261	-
Mobile License Plate Reader	65,000	-
Street Network Camera	-	12,000
Crime Scene Mapping Tool	-	75,000
Dispatch Consoles	-	40,000
Public Works		
Truck Replacement	-	-
Replace Two Small Xmark Mowers	-	-
Total Equipment	\$ 541,641	\$ 1,276,700
Information Technology		
Interdepartmental		
Computer Replacements / All Departs.	\$ 37,684	\$ 100,000
Asset and Inventory Control	\$ -	\$ 50,000
Network Infrastructure	\$ -	\$ 150,000
Website Redesign	13,000	-
IT Supplies	-	25,000
Offsite Backups	6,245	-
Server Replacements	-	20,000
Public Safety Call Recorder	-	50,000
Access Control Hardware	-	150,000
Replace Copiers	-	57,000
Total Information Technology	\$ 56,929	\$ 602,000
Infrastructure		
Administration		
Downtown Streetscape Improvements	\$ 3,184,863	\$ -
Burlington Improvements Phase 1	306,884	12,110,536
Burlington Improvements Phase 2	-	-
Burlington Improvements Phase 3	-	830,500
Howell Street Calming	-	-
I-29 Shared Use Path	47,538	288,404
Iron Street Shared Use Path	-	270,000
Multi-County Barrier Removal Trail	-	25,000
Riverfront Levee Trail	-	50,000
Transportation System Assessment	-	250,000
Streetcar Feasibility Study	60,000	-
Rear Driveway Pad Station 1	-	80,000
18th and Swift Temporary Parking	40,696	10,000
16th and Clay Parking Lot	1,361,085	-
	\$ 5,000,866	\$ 13,914,440
Interfund Transfers Out		
Transfer to Community Center	\$ 425,000	\$ 400,000
Transfer to Transportation	664,913	664,913
Transfer to Park Fund	344,947	2,644,717
Transfer to Library	-	-
Transfer to Communications Fund	100,000	100,000
Transfer to Convention & Tourism	928,110	-
Transfer to Water	400,000	7,100,000
Total Interfund Transfers Out	\$ 2,862,970	\$ 10,909,630
TOTAL EXPENDITURES	\$ 9,133,562	\$ 32,950,884

SOURCE: City of North Kansas City



Streetcar Study



Old Mill

Improvements
 Accomplished from
 Local Gaming
 Revenues

Hollywood Casino

General Manager: Michael Jerlecki
 777 Casino Center Drive
 Maryland Heights, Missouri 63043
 (314) 770-8100

Date Licensed: March 11, 1997
 Gaming Space: 120,000 Square Feet
 Electronic Gaming Devices: 1,646
 Table Games: 61
 (5) Specialty Restaurants, Coffee House
 502-Room Hotel
 Meeting Space
 Parking Garage

Total Capital Investment in Property since Company
 Purchase: \$125,411,265
 Total Capital Investment in Property for
 Fiscal Year: \$8,106,241
 Total Employee Compensation: \$29,633,822
 Real Estate/Personal Property Tax: \$7,734,399
 State Sales Tax: \$1,315,934
 State Withholding Tax on Jackpots: \$4,131,103
 Federal Withholding Tax on Jackpots: \$4,347,530
 Charitable Donations: \$68,504
 Charitable Contributions By Patrons: \$35,646
 Total Employment: 736
 Minority Employment: 351
 Female Employment: 343

City of Maryland Heights

General Fund	2020	2021	2022
Operating expenses - Police Department	1,750,000	3,520,492	1,750,000
Other Operating Expenses	2,250,000	2,250,000	2,250,000
Total Operating Expenses	4,000,000	5,770,492	4,000,000
Residential trash, recycling, and yard waste services	1,701,234	1,757,225	1,809,505
Total General Fund	5,701,234	7,527,717	5,809,505

Capital Improvements	2020	2021	2022
Street maintenance - concrete and asphalt	-	-	853,611
Adie Road	-	-	20,663
Fee Fee Road Rehab	151,105	-	21,704
Various Sidewalk Projects	-	-	332,158
Right-of-Way Enhancements	252	-	37,121
Software Upgrades-Citywide	-	-	4,075
Fee Fee Greenway Extension	-	-	30,601
Fee Fee Ballfields	1,045	-	-
Government Center A/V Upgrades	179,562	-	-
Government Center Uninterrupted Power Source Upgrade	45,519	-	-
Government Center Parking Lot Overlay	-	-	249,478
Wesglen Estates Trail	-	-	32,870
Public Works Capital Equipment	143,462	-	77,792
Capital Project Management	182,663	-	223,741
Total Capital Improvement Expenditures	703,608	-	1,883,813

Maryland Park Lake District Economic Development	42,066	-	-
Casino Drive Entertainment District	-	-	-
Sustainability Center	-	-	397,464

Total expenditures of gaming funds	6,446,908	7,527,717	8,090,782
---	------------------	------------------	------------------

SOURCE: City of Maryland Heights



Road and Bridge Work



Road and Bridge Work

Improvements
 Accomplished from
 Local Gaming
 Revenues



Building in
 City's new
 Sustainability
 Center Project

Horseshoe St. Louis

General Manager: Brian Marsh
 999 N. Second Street
 St. Louis, MO 63102
 (314) 881-7777

Date Licensed: December 19, 2007
 Gaming Space: 75,000 Square Feet
 Electronic Gaming Devices: 995
 Table Games: 33
 (4) Specialty Restaurants, Coffee House
 Meeting Space, Ballroom
 294-Room Hotel
 Parking Garage

Total Capital Investment in Property since Company Purchase: \$303,632,297
 Total Capital Investment in Property for Fiscal Year: \$7,918,410
 Total Employee Compensation: \$21,365,612
 Real Estate/Personal Property Tax: \$6,801,470
 State Sales Tax: \$437,933
 State Withholding Tax on Jackpots: \$2,346,975
 Federal Withholding Tax on Jackpots: \$2,315,717
 Charitable Donations: \$70,273
 Charitable Contributions By Patrons: No Info Given
 Total Employment: 491
 Minority Employment: 342
 Female Employment: 256

City of St. Louis

Sources of Gaming Revenue:

Local Portion of AGR Tax - 2.1%: Allocated to support police patrols, fire marine unit supplies and conduct public safety related capital improvements on the riverfront

Local Portion of Admission Fee - \$1.00: Allocated primarily to the City's Capital Fund. These funds are budgeted each year for items such as arterial street paving, bridge repair, rolling stock replacement, public building improvements, development efforts, etc..

	FY20	FY21	FY22	FY23	FY24b
Public Safety					
Police Patrols	\$ 2,200,000	\$ 2,185,000	\$ 3,412,672	\$ 3,413,000	\$ 3,413,000
Fire Department Marine Unit Supplies	\$ 14,949	\$ 28,116	\$ 26,051	\$ 10,007	\$ 30,000
Subtotal	\$ 2,214,949	\$ 2,213,116	\$ 3,438,723	\$ 3,423,007	\$ 3,443,000
Capital Improvements					
Capital Fund Contribution	\$ 3,968,519	\$ 1,500,000	\$ 2,000,000	\$ 1,000,000	\$ 1,000,000
Bridge Match Capital	\$ -	\$ -	\$ 1,500,000	\$ 1,500,000	\$ 1,500,000
Subtotal	\$ 3,968,519	\$ 1,500,000	\$ 3,500,000	\$ 2,500,000	\$ 2,500,000
Total	\$ 6,183,468	\$ 3,713,116	\$ 6,938,723	\$ 5,923,007	\$ 5,943,000

Source: City of St. Louis



Fire Engine House

Improvements
 Accomplished from
 Local Gaming
 Revenues



Louisiana Calm Street
 Mini Roundabout

Isle of Capri - Boonville

General Manager: Kathryn Schuster
 100 Isle of Capri Boulevard
 Boonville, MO 65233
 (660) 882-1200

Date Licensed: December 6, 2001
 Gaming Space: 28,000 Square Feet
 Electronic Gaming Devices: 830
 Table Games: 16
 (2) Specialty Restaurants
 Meeting Space, Ballroom
 140-Room Hotel

Total Capital Investment in Property since Company Purchase: \$138,094,000
 Total Capital Investment in Property for Fiscal Year: \$2,263,000
 Total Employee Compensation: \$11,339,000
 Real Estate/Personal Property Tax: \$626,000
 State Sales Tax: \$462,000
 State Withholding Tax on Jackpots: \$1,515,000
 Federal Withholding Tax on Jackpots: \$2,552,000
 Charitable Donations: \$47,000
 Charitable Contributions By Patrons: \$13,000
 Total Employment: 322
 Minority Employment: 59
 Female Employment: 175

City of Boonville

Audit Fees	\$ 1,000
Howard County Sheriff's Department	27,000
Howard County Prosecuting Attorney	15,000
New Franklin Police Department	10,000
Cooper County Sheriff's Department	40,000
Cooper County Prosecuting Attorney	27,000
City of Blackwater	1,000
City of Bunceton	1,000
City of Pilot Grove	1,000
Police Department	20,000
Various Planning	67,000
Street Equipment Replacement	30,000
ADA Projects	12,700
Street Improvements	105,000
Drainage Projects	5,000
Police Vehicles (2)	77,500
Debt Service – COP's	815,000
Strategic Planning	30,000
Transfer General Fund -- Operations	680,000
Technology Upgrades	61,350
Various	19,000
Security Cameras	17,500
HVAC System at City Hall	200,000
Broadband Fiber Expansion/IT	31,000
Fox Hollow Street Paving	480,100
Fox Hollow Water Line	182,650
New Street Light Boxes	60,000
Sewer Camera	37,200
Professional Services	100,000
New Software	20,000
Insurance	10,000
Total	\$ 3,184,000

SOURCE: City of Boonville



City Hall HVAC

Improvements
 Accomplished from
 Local Gaming
 Revenues

Sewer Camera



Mark Twain Casino

General Manager: Luke Keller
 104 Pierce Street
 LaGrange, Missouri 63448
 (573) 655-4770

Date Licensed: February 1, 2005
 Gaming Space: 18,000 Square Feet
 Electronic Gaming Devices: 413
 Table Games: 4
 (1) Specialty Restaurant
 Banquet Room

Total Capital Investment in Property since Company
 Purchase: \$36,716,591
 Total Capital Investment in Property for
 Fiscal Year: \$405,918
 Total Employee Compensation: \$4,566,397
 Real Estate/Personal Property Tax: \$222,302
 State Sales Tax: \$42,148
 State Withholding Tax on Jackpots: \$389,767
 Federal Withholding Tax on Jackpots: \$748,906
 Charitable Donations: \$17,150
 Charitable Contributions By Patrons: \$2,796
 Total Employment: 114
 Minority Employment: 13
 Female Employment: 51

City of LaGrange

General Fund	Building/Grounds	5,000.00
	Other Cap, Riverfront	474,500.00
	Economic Development	28,709.00
	Parks	15,000.00
	Surplus Investment	10,000.00
Police Fund	Surplus Investment	15,000.00
	Surplus Investment	15,000.00
Fire Fund	Surplus Investment	10,000.00
	Equipment	20,500.00
	Other Capital	92,450.00
	Machinery/Vehicle	20,000.00
Water	Surplus Investment	20,000.00
	Revenue Bond	39,700.00
WasteWater	Building/Grounds	10,000.00
	USDA Bonds	32,307.00
	Revenue Bond	39,700.00
	Equipment	2,400.00
	Surplus Investment	15,000.00
Public Works	Machinery Vehicle	15,000.00
	Street Improvements	200,000.00
	Citizen Sidewalk Program	5,000.00
	Surplus Investment	15,000.00
		<hr/>

SOURCE: City of LaGrange

Streets Department Truck



Improvements
 Accomplished from
 Local Gaming
 Revenues

River City Casino

General Manager: Steve Peate

777 River City Casino Blvd.

St. Louis, MO 63125

(314) 388-7502

Date Licensed: March 1, 2010

Gaming Space: 90,000 Square Feet

Electronic Gaming Devices: 1,742

Table Games: 39

(5) Specialty Restaurants

200-Room Hotel

Parking Garage

Meeting Space, Concert Hall

Total Capital Investment in Property since Company Purchase: \$498,582,007

Total Capital Investment in Property for Fiscal Year: \$3,641,208

Total Employee Compensation: \$27,485,285

Real Estate/Personal Property Tax: \$8,735,797

State Sales Tax: \$1,653,119

State Withholding Tax on Jackpots: \$4,355,036

Federal Withholding Tax on Jackpots: \$5,631,233

City Lease Payments: \$6,351,162

Charitable Donations: \$36,905

Charitable Contributions By Patrons: \$55,703

Total Employment: 659

Minority Employment: 326

Female Employment: 328

St. Louis County

Revenues:

Admission Tax	\$	5,183,058
Gaming Tax	\$	5,412,402
Total	\$	10,595,460

Expenditures:

Police Crime Laboratory / 911 Call Center (reflects debt service expenditures made between 7/1/22 and 6/30/23)	\$	614,750	The County leveraged casino revenues to issue \$11.6 million in bonds in 2010 (refunded in 2020) for the purpose of constructing a new police crime laboratory and equipping the County's 911 call center. The new lab provides adequate work space and allows employees to process evidence more efficiently. Casino revenues also helped to fund additional employees which will improve case turnaround time. The crime laboratory will help the Police Department with future accreditation and will help provide the St. Louis region with high quality, state of the art investigation services to help us prevent as well as react to crime in the community.
--	----	---------	--

Business Incubator Center (reflects debt service expenditures made between 7/1/22 and 6/30/23)	\$	216,600	The County leveraged casino revenues to issue \$7.1 million in bonds in 2010 (refunded in 2020) for the purpose of renovating and improving existing business incubator facilities and acquiring and renovating new business incubator facilities. These facilities provide affordable office and warehouse space and support services to new and growing businesses in a variety of disciplines including information technology, research, transportation and distribution, and professional services.
--	----	---------	--

General public safety costs	\$	4,797,652
General government costs	\$	4,966,458
Total	\$	10,595,460

SOURCE: St. Louis County



Police Crime Laboratory

Business Incubator Center



Improvements
Accomplished from
Local Gaming
Revenues

St. Louis County Port Authority Community Reinvestment Fund

(Lease revenue committed 7/1/22 through 6/30/23)

Port Authority Community Reinvestment grants	\$	2,880,663
Matching funds for Jamestown Mall ARPA grant		2,000,000
Matching funds for MET Center ARPA grant		1,000,000
Lemay Community and North County Aquatic Park Bonds (debt service expenditures)		1,088,956
Banshee Road Bond (debt service expenditures)		229,192
Feasibility study for Kinloch		100,000
Feasibility study for Chesterfield small business incubator		100,000
	\$	7,398,811

SOURCE: St. Louis County Port Authority

St. Jo Frontier Casino

General Manager: Donald Wren
 777 Winners Circle
 St. Joseph, Missouri 64505
 (816) 279-5514

Date Licensed: February 1, 2005
 Gaming Space: 18,000 Square Feet
 Electronic Gaming Devices: 445
 Table Games: 6
 (2) Specialty Restaurants, Coffee House
 Meeting Space

Total Capital Investment in Property since Company
 Purchase: \$58,741,906
 Total Capital Investment in Property for
 Fiscal Year: \$584,685
 Total Employee Compensation: \$4,601,552
 Real Estate/Personal Property Tax: \$229,699
 State Sales Tax: \$109,149
 State Withholding Tax on Jackpots: \$386,727
 Federal Withholding Tax on Jackpots: \$795,072
 Charitable Donations: \$6,650
 Charitable Contributions By Patrons: \$3,120
 Total Employment: 142
 Minority Employment: 28
 Female Employment: 76

City of St. Joseph

CATEGORY	Actual FY2021/22	Projected FY2022/23
City Sponsored Festivals / Celebrations	31,550	32,550
Downtown Development & Revitalization		
Downtown Partnership Contract/Website	3,500	0
Prof Services-City initiated Downtown TIF proj.		
Allied Arts Contribution/MO Bicentennial	49,000	30,000
Infrastructure		
Stormwater Grant		
Projects for Better Historic Preservation & Property Maintenance Activity	118,762	194,727
Economic Development		
Professional Services - Outside Legal Issues	148,896	217,149
C of C - Economic Development Contract	189,000	200,000
C of C - Workforce Development	5,000	10,000
Community Alliance Partnership	18,825	29,413
Innovation Stockyards	12,500	20,000
MO-KAN	21,500	25,000
MWSU Center for Service	40,000	40,000
Capital Projects		
Chiefs Training Camp Bleachers	-	
Other		
Public Awareness/Education	11,740	26,742
City's Rosecrans Airport-Operations Support	70,000	70,000
City's Parking Maintenance-Operations Support	6,500	6,500
City's Nature Center-Operations Support	40,000	40,000
MO Home Dock Cities Assoc	8,500	5,000
Foundation Recovery	-	0
In kind Service for festivals and parades	3,000	3,000
State Legislative Lobbyist	9,900	9,900
Total Expenditures	788,173	959,980

SOURCE: City of St. Joseph

Buchanan County

	2021 ACTUAL EXPENDITURES	2022 FINAL EXPENDITURES	2023 BUDGET
APPROPRIATIONS:			
Health and Welfare			
Social Welfare Board	352,083.16	361,607.88	353,188.00
Health Department	77,130.84	79,605.66	79,200.00
Public Services			
Extension Council	98,800.00	91,200.00	91,200.00
Soil & Water Conserv.			10,000.00
General Accounts			
Tower Expenses	0.00	0.00	0.00
Professional Services	0.00	0.00	0.00
Reserve	3,315.69	121,965.27	870,105.78
TOTAL	531,329.69	654,378.81	1,403,693.78

SOURCE: Buchanan County



Red Rally

Improvements
 Accomplished from
 Local Gaming
 Revenues

Charitable Gaming

Charitable Gaming includes licensed bingo and other associated games such as pull-tabs, merchandise coin boards, and event tickets. Bingo was legalized in 1980 and came under the Missouri Gaming Commission on July 1, 1994. The operation of bingo and the other associated games is restricted to qualified licensed religious, charitable, fraternal, veteran, and service organizations. The Charitable Games Division also licenses hall providers, suppliers, and manufacturers of bingo products.

All proceeds over and above the actual cost of conducting bingo must be used for charitable, religious, or philanthropic purposes of the organization, and no part of the net earnings may inure to the benefit of any individual member of the organization. Bingo proceeds collected by these tax-exempt organizations are used to fund various projects such as veterans homes, drug awareness programs, prevention of child abuse, cancer care and research, Alzheimer's care and research, Boy & Girl Scouts, various religious organizations, scholarships, sight and hearing care for impoverished citizens, and many more.

More than \$100 million has been generated in tax revenue since bingo was legalized. The chart below represents the actual tax reported for bingo paper and pull-tabs for the past five fiscal years. All bingo tax is deposited into the Proceeds for Education Fund. A comparison of tax paid per file period shows a slight uptick in the overall taxes reported for bingo paper and pull-tab sales combined.

Actual Tax Reported For File Period					
YEAR	FY19	FY20*	FY21*	FY22	FY23
PAPER	\$755,346.72	\$547,503.81	\$425,084.81	\$579,689.74	\$615,259.79
PULL-TAB	\$814,344.31	\$639,051.90	\$689,239.56	\$838,479.94	\$851,894.89
TOTAL	\$1,569,691.03	\$1,186,555.71	\$1,114,324.37	\$1,418,169.68	\$1,467,154.68

*Tax amounts for March through June of FY2020 & all of FY2021 were significantly impacted by the COVID-19 virus.

The charts below reflect the total bingo taxes deposited and the total number of licensees over the past four years. The bingo tax deposited is different from the tax reported per file period because of the due date of reporting. Reports are due the last day of the month following the month in which the bingo card or pull-tab was sold; therefore, the tax collected for certain file periods during the fiscal year may be included in different fiscal year deposits.

Total Deposits into Proceeds For Education				
Year	FY20*	FY21*	FY22	FY23
Tax Collected	\$1,389,953.04	\$901,051.26	\$1,370,781.01	\$1,445,120.79
Interest Earned	\$8,592.55	\$1,577.49	\$767.55	\$7,633.72
Total	\$1,398,545.59	\$902,628.75	\$1,371,548.56	\$1,452,754.51

*Tax amounts for March through June of FY2020 & all of FY2021 were significantly impacted by the COVID-19 virus.

TYPE OF LICENSE	FY20	FY21	FY22	FY23
REGULAR BINGO	207	192	182	173
SPECIAL BINGO (Valid for one event from 1 to 7 days)	212*	60*	201	231
ABBREVIATED PULL-TAB (Valid for 24 hours, limit 15 per calendar year)	76*	16*	103	111
SUPPLIER	1	1	1	1
MANUFACTURER	4	4	3	3
HALL PROVIDER	59	52	53	49

*The decrease in special and abbreviated licenses can be attributed to the COVID-19 virus that affected social gatherings during 2020 & 2021, causing a decline in bingo activity.

Fantasy Sports Contests

The Missouri Fantasy Sports Consumer Protection Act went into effect August 28, 2016. Ten fantasy sports companies are currently licensed to offer fantasy sports contests in Missouri. Below are the licensed fantasy sports companies operating in Missouri:

Company	Web Address
DK Crown Holdings, Inc.	www.draftkings.com
FanDuel, Inc.	www.fanduel.com
RealTime Fantasy Sports, Inc.	www.RTSports.com
SportsHub Games Network, Inc.	www.shgn.com
Yahoo Fantasy Sports, LLC	www.sports.yahoo.com
FFPC, LLC	www.myffpc.com
Underdog Sports, Inc.	www.underdogfantasy.com
OwnersBox 3.0 Corporation	www.ownersbox.com
Bid Ventures, Inc.*	www.jockmkt.com
Two Nine Sports, Inc.*	www.stathero.com

*Licensed in 2023, therefore not reflected in the table below.

Company	Operation Fees for Calendar Year 2021
DK Crown Holdings, Inc.	\$324,866
FanDuel, Inc.	\$158,380
RealTime Fantasy Sports Inc.	\$2,034
SportsHub Games Network, Inc.	\$2,564
Yahoo Fantasy Sports, LLC	\$0
FFPC, LLC	\$2,611
Underdog Sports, Inc.	\$3,708
OwnersBox 3.0 Corporation	\$0
Totals	\$494,163

The above table shows the amount of annual operations fees collected in FY2023 from licensed operators **for the calendar year 2021**. All fees collected are placed in the Gaming Proceeds for Education fund.

Annual Deposits	FY20	FY21	FY22	FY23
Annual Operation Fees	\$0	\$492,406	\$370,535	\$494,163
Annual License Renewal Fees	\$0	\$10,000	\$10,000	\$10,000

The above chart shows the annual operation fees and annual license renewal fees deposited during the last four fiscal years. Previously, annual operation fees were due on April 15th of each year. The passage of Senate Bill 87, which became effective August 28, 2019, moved the due date for payment of the annual operation fee to November 1st of the following year. For example, the annual operation fees for calendar year 2020 were due November 1, 2021. Due to this change in statute, no annual operations fees were collected during FY2020. Senate Bill 87 also changed the annual renewal fee from \$10,000 or 10% of the operator's previous year's net revenue, whichever is lower, to \$0, \$2,500, or \$5,000 based on whether the operator's net revenue from the previous calendar year was less than 1 million, above 1 million but less than 2 million, or over 2 million, respectively. These fees are paid to the Gaming Commission fund.

Missouri State Highway Patrol

The Gaming Division was established on May 1, 1994, by order of Colonel Fred M. Mills and was the first new division established within the Patrol since the creation of the Division of Drug and Crime Control in 1983. Officers assigned to the division conduct investigations and enforcement functions necessary to assist with regulating legal gaming activities in Missouri.

Under terms established by a memorandum of understanding, the Patrol's Gaming Division works in concert with the Missouri Gaming Commission to license and regulate constitutionally permitted gaming activities in the state. The division is part of the Patrol's Criminal Investigation Bureau and is under the command of Captain Andrew O. Tourney. The division is divided into Administrative Services, Investigations, Eastern and Western District Enforcement.

The Administrative Services Section, under the direction of Lieutenant Kevin J. Hunter, is responsible for administrative aspects of division operations, including; supervision of clerk typists and the property control supervisor, fleet management, training, criminal records, overtime, recruiting, personnel actions, and special projects.

The Investigative Unit, under the direction of Lieutenant Shawn M. Griggs, conducts comprehensive background investigations of individuals and corporate entities seeking licensure from the Missouri Gaming Commission. The individuals and entities subject to background investigation are specified in 11 CSR 45-4, and the results of completed investigations are used by the Missouri Gaming Commission when evaluating their suitability for licensing. Additionally, the unit assists the Missouri Gaming Commission with investigations related to licensed charitable gaming and fantasy sports operations in the state.

Lieutenant Jody T. Laramore and Lieutenant Jeffery T. Fitzgerald direct enforcement operations in the eastern and western districts of the state. Officers assigned to the Enforcement Section conduct investigations into violations of Missouri Gaming Commission regulations and investigate and arrest individuals for violations of criminal law. Results of regulatory investigations are referred to the Missouri Gaming Commission for administrative action, while violations of criminal law are referred to the prosecuting attorney.

All four sections of the Patrol's Gaming Division are provided clerical support from Administrative Office Support Assistant Ms. Rachel M. Thowe, Clerk Typists Ms. Kayla Bradley, and Ms. Stacy Slayton. Their responsibilities include processing criminal investigation reports and similar administrative tasks.

The Gaming Division's proactive approach and collaboration with the Missouri Gaming Commission reflects a commitment to ensuring the integrity of licensed gaming activities and contributing to the safety of those who live in and visit the state.

MSHP Gaming Division FY 2023	Arrests			Criminal Investigations	Regulatory Investigations	NOI's Issued
	Arrest Misd.	Arrest Felony	# of Persons Arrested	Opened	Opened	
Ameristar - KC	398	73	196	235	132	17
Ameristar - St. Charles	200	55	133	208	233	30
Argosy	264	69	143	235	134	12
Bally's KC	627	88	187	486	505	50
Century Cape	58	19	55	110	237	8
Century Caruthersville	21	1	15	46	10	9
Harrah's NKC	189	50	96	107	72	29
Hollywood	284	93	163	222	90	12
Horseshoe	77	19	53	62	112	22
Isle of Capri Boonville	13	2	12	19	80	12
Mark Twain	2	7	3	15	49	2
River City	294	256	223	232	90	40
St Jo Frontier Casino	26	4	24	32	33	10
Overall Division Totals	2453	736	1303	2009	1777	253

Notes

Notes

