
2024 Missouri Gaming Commission

Annual Report





The Missouri Gaming Commission licenses businesses and individuals, collects taxes and fees, and enforces gaming laws and regulations. The Commission regulates charitable and commercial gaming while ensuring the integrity of the gaming industry.

MGC Mission Statement

Visit Us At:

<http://www.mgc.dps.mo.gov>

<http://www.showmegaming.com>

Table of Contents

Message from Chairman Jan Zimmerman.....	5
Commissioners	6
Money to Worthy Causes	8
Gaming Proceeds for Education Fund.....	9
Casino Gaming in Missouri	10
Gaming Tax & Admission Fee.....	11
Fiscal Year 2024 Summary.....	12
MGC Statement of Revenues & Expenditures	13
Report on Competitiveness	14
Economic Impact	15
FY 2024 Operation Results	
Ameristar Casino Kansas City	16
Ameristar Casino St. Charles	17
Argosy Riverside Casino	18
Bally’s Kansas City Casino	19
Century Casino Cape Girardeau.....	20
Century Casino Caruthersville	21
Harrah’s Kansas City	22
Hollywood Casino.....	23
Horseshoe St. Louis	24
Isle of Capri – Boonville	25
Mark Twain Casino	26
River City Casino	27
St. Jo Frontier Casino	28
Charitable Gaming.....	29
Fantasy Sports	30
Missouri State Highway Patrol	31

Message from Chairman Jan Zimmerman



Fiscal Year 2024 (FY 2024) resulted in a remarkable milestone for the Missouri Gaming Commission (MGC), marked by the celebration of 30 years of gaming in Missouri. The members of the Commission and MGC staff take tremendous pride in the economic growth and contributions to education and worthy causes that the past 30 years represent.

One of the most important functions of the Missouri Gaming Commission is monitoring the collection of admission fees and the gaming tax on Adjusted Gross Receipts or AGR. While the yearly comparison of AGR and Admissions were both down by 2% for FY2024, money to worthy causes has surpassed \$1 billion since our inception.

The MGC is proud that the regulation of fees and taxes collected provides support for the following worthy causes: the Veterans Commission Capital Improvement Trust Fund, the Missouri National Guard Fund, the Access Missouri Financial Assistance Fund and the Compulsive Gamblers Fund. The contributions to these important causes totaled just over \$15 million in FY 2024 and more than \$357 million for education. The money to Proceeds for Education Fund has exceeded \$8 billion since the formation of the MGC.

Along with riverboat casinos, the MGC also regulates charitable gaming and fantasy sports contests. The number of Missouri's fantasy sports operators remained unchanged in FY 2024, with 10 operators. There are 172 bingo licenses in the state, down by just one from last year.

The 2024 legislative session once again included the introduction of multiple sports wagering bills. For the third year in a row, professional sports teams testified in favor of sports wagering. However, despite efforts of sports teams and some lawmakers, sports wagering did not advance this year.

I would like to take this opportunity to express my sincere gratitude to Missouri Highway Patrol Colonel Eric Olson for the outstanding partnership we value with his agency. Execution of our important mission would not be possible without the Gaming Division of the Missouri State Highway Patrol who we have worked with through a Memorandum of Understanding for many years. The members of the MGC rely on their consistent dedication to ensure the integrity of gaming in the State of Missouri.

I am confident you will find that the FY 2024 MGC Annual Report is a wealth of great information about the Commission and gaming in Missouri. The following pages include details about the competitive tax rate, the economic impact each casino has, and how each home dock city or county uses its share of admissions fees and gaming taxes.

It has been my privilege to serve as the Chairman of the Missouri Gaming Commission, and I would like to thank the entire staff for their daily commitment to make certain the agency runs smoothly. I look forward to ensuring that the Missouri Gaming Commission continues to protect the integrity of gaming while working closely with industry representatives and protecting the citizens that we serve.

Commissioners

Jan M. Zimmerman, *Chairman*



Jan Zimmerman began her career in law enforcement in 1979 as a dispatcher with the Kansas City, Missouri Police Department. She attended the Police Academy at Kansas City and was sworn in as a police officer there in 1982. She rose through the ranks in Kansas City, holding assignments in Patrol, the Chief's Office, Human Resources, Narcotics and Vice, Financial Services, Information Technology, and the Training Academy. She was ultimately promoted to Major, which was her rank when she retired to accept the position of Chief of Police of Raymore in 2012. Chief Zimmerman is a proud alumnus of both the FBI National Academy in Quantico and the Southern Police Institute at the University of Louisville. Additionally, she holds a Bachelor's Degree in Criminal Justice and a Master's Degree in Public Administration from Park University. Chief Zimmerman is married to retired KCPD Deputy Chief David Zimmerman, and has two daughters and three grandchildren.

Pat Conway



Pat Conway is a lifetime resident of St. Joseph, Missouri. He served in the Missouri House of Representatives from 2010-2019 for the 10th District. Pat Conway was Buchanan County Clerk from 1983-2010. A Vietnam Veteran, Conway has served on the Missouri Veterans Commission and is a member of the Knights of Columbus, the American Legion and several other military and civic organizations. He's a graduate of Missouri Western State University with a Bachelor of Science degree in Social Science.

David W. Hane



David W. Hane of Laclede is the former city manager and police chief of Brookfield, Missouri. Hane was appointed as a police officer in 1975, then as police chief in 1982 and served the community for 38 years. He was appointed as city manager in 2005, serving in both capacities until his retirement in 2013. David is a graduate of Meadville, Missouri schools, earned a BS in Criminal Justice from Truman State University in Kirksville, and is a graduate of the FBI Academy in Quantico, VA. David is a member of several law enforcement organizations and also has volunteered his time to the Brookfield Lions Club, Brookfield Chamber of Commerce, and the Brookfield Area Growth Partnership.


Kevin Spaulding



Kevin M. Spaulding of Republic began his career in law enforcement in 1987 as a Patrol Deputy with the Greene County Sheriff's Office. He worked with the patrol division, criminal investigation division, narcotic investigations division and the Missouri State Highway Patrol Drug Task Force. Mr. Spaulding ultimately achieved the rank of Major before retiring in 2017. He is a graduate of the FBI National Academy (class 247) and is currently Chief Deputy Collector of Revenue in Greene County. Mr. Spaulding and his wife, Cheryl Dawson-Spaulding, have five children and four grandchildren.

Money to Worthy Causes

(from Admission Fees)

			
Veterans Commission Capital Improvement Trust Fund	Missouri National Guard Trust Fund	MO College Guarantee/Access Missouri Financial Assistance Fund	Compulsive Gamblers Fund
\$6,296,808.60	\$4,000,000.00	\$5,000,000.00	\$0.00

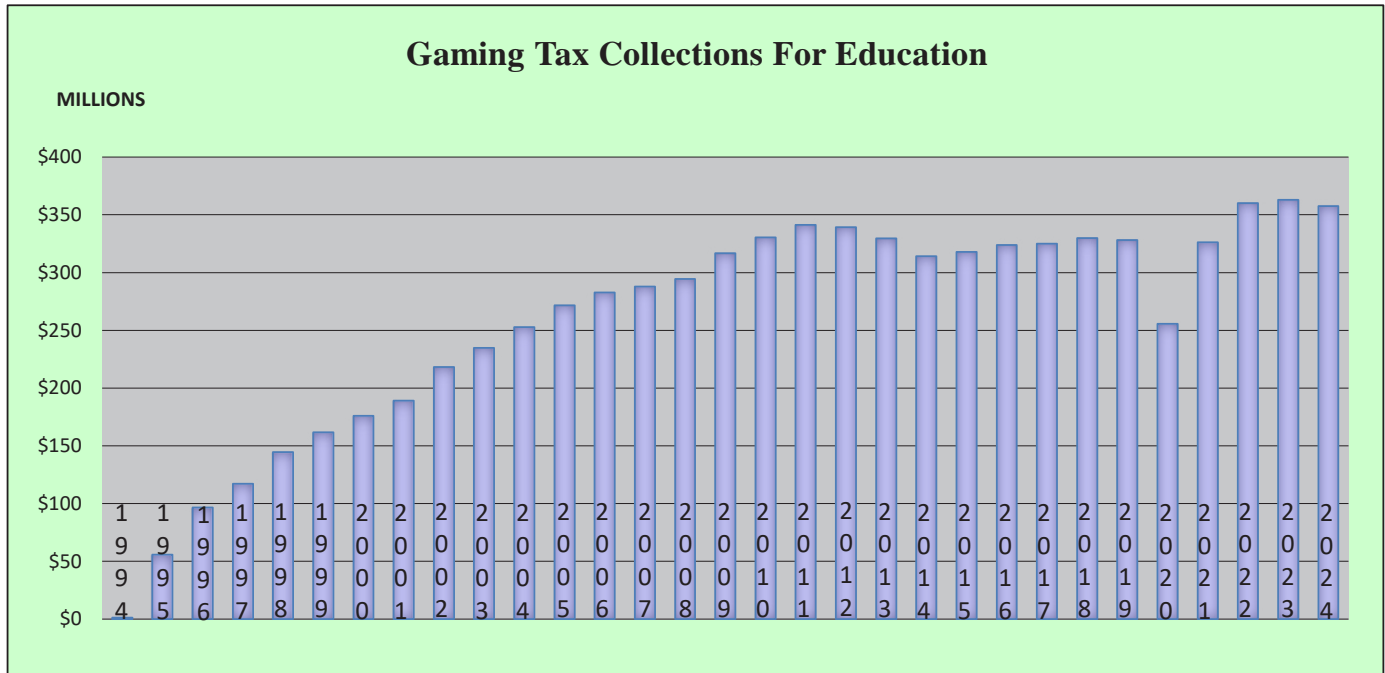
Missouri Gaming Commission Summary of Fund Transfers from Gaming Commission Fund						
Fiscal Year of Transfer	Veterans Commission Capital Improvement Trust Fund	Missouri National Guard Trust Fund	Mo College Guarantee / Access Missouri Financial Assistance Fund	Early Childhood Development, Education and Care Fund	Compulsive Gamblers Fund	Totals
FY 1994/1995	\$8,408,536.13					\$8,408,536.13
FY 1996	\$23,487,182.59					\$23,487,182.59
FY 1997	\$30,388,830.54					\$30,388,830.54
FY 1998	\$35,905,493.46					\$35,905,493.46
FY 1999	\$3,000,000.00	\$3,000,000.00	\$4,500,000.00	\$30,237,763.51		\$40,737,763.51
FY 2000	\$3,000,000.00	\$3,000,000.00	\$4,500,000.00	\$34,217,803.75		\$44,717,803.75
FY 2001	\$3,000,000.00	\$3,000,000.00	\$4,500,000.00	\$30,691,290.20	\$46,612.00	\$41,237,902.20
FY 2002	\$3,000,000.00	\$3,000,000.00	\$4,500,000.00	\$31,266,433.92	\$398,074.00	\$42,164,507.92
FY 2003	\$3,000,000.00	\$3,000,000.00	\$4,500,000.00	\$33,947,613.45	\$489,850.00	\$44,937,463.45
FY 2004	\$6,000,000.00	\$4,000,000.00	\$5,000,000.00	\$30,320,589.96	\$489,850.00	\$45,810,439.96
FY 2005	\$6,000,000.00	\$4,000,000.00	\$5,000,000.00	\$30,969,773.54	\$489,850.00	\$46,459,623.54
FY 2006	\$6,000,000.00	\$4,000,000.00	\$5,000,000.00	\$31,449,559.64	\$143,668.48	\$46,593,228.12
FY 2007	\$6,000,000.00	\$4,000,000.00	\$5,000,000.00	\$27,513,142.50	\$296,081.66	\$42,809,224.16
FY 2008	\$6,000,000.00	\$4,000,000.00	\$5,000,000.00	\$26,158,125.21	\$504,438.31	\$41,662,563.52
FY 2009	\$6,000,000.00	\$4,000,000.00	\$5,000,000.00	\$30,146,510.30	\$522,323.49	\$45,668,833.79
FY 2010	\$6,000,000.00	\$4,000,000.00	\$5,000,000.00	\$30,187,344.07	\$449,829.88	\$45,637,173.95
FY 2011	\$6,600,000.00	\$4,000,000.00	\$5,000,000.00	\$30,602,202.47	\$297,683.81	\$46,499,886.28
FY 2012	\$6,000,000.00	\$4,000,000.00	\$5,000,000.00	\$28,167,184.85	\$70,000.00	\$43,237,184.85
FY 2013	\$30,492,690.60	\$4,000,000.00	\$5,000,000.00		\$150,000.00	\$39,642,690.60
FY 2014	\$26,837,608.59	\$4,000,000.00	\$5,000,000.00		\$150,000.00	\$35,987,608.59
FY 2015	\$26,806,819.71	\$4,000,000.00	\$5,000,000.00		\$80,000.00	\$35,886,819.71
FY 2016	\$26,302,995.44	\$4,000,000.00	\$5,000,000.00		\$150,000.00	\$35,452,995.44
FY 2017	\$23,965,570.07	\$4,000,000.00	\$5,000,000.00		\$100,000.00	\$33,065,570.07
FY 2018	\$21,990,766.73	\$4,000,000.00	\$5,000,000.00		\$100,000.00	\$31,090,766.73
FY 2019	\$18,578,239.98	\$4,000,000.00	\$5,000,000.00		\$115,000.00	\$27,693,239.98
FY 2020	\$11,661,754.16	\$4,000,000.00	\$4,000,000.00		\$70,000.00	\$19,731,754.16
FY 2021	\$17,626,577.82	\$4,000,000.00	\$5,000,000.00		\$194,181.00	\$26,820,758.82
FY 2022	\$11,830,411.65	\$4,000,000.00	\$5,000,000.00		\$0.00	\$20,830,411.65
FY 2023	\$11,240,044.08	\$4,000,000.00	\$5,000,000.00		\$100,000.00	\$20,340,044.08
FY 2024*	\$6,296,808.60	\$4,000,000.00	\$5,000,000.00		\$0.00	\$15,296,808.60
Totals	\$401,420,330.15	\$99,000,000.00	\$126,500,000.00	\$425,875,337.37	\$5,407,442.63	\$1,058,203,110.15

* Note: In FY 2024, MGC changed its billing structure from pre-billing an estimate prior to each quarter to billing the actual expenses after each quarter. As such, the fourth quarter billings are not being received until the beginning of FY 2025. This results in the year-end totals for Veterans Commission Capital Improvement Trust Fund being lower than normal for FY 2024. The fund should regain its normal distribution in FY 2025.

Gaming Proceeds for Education Fund

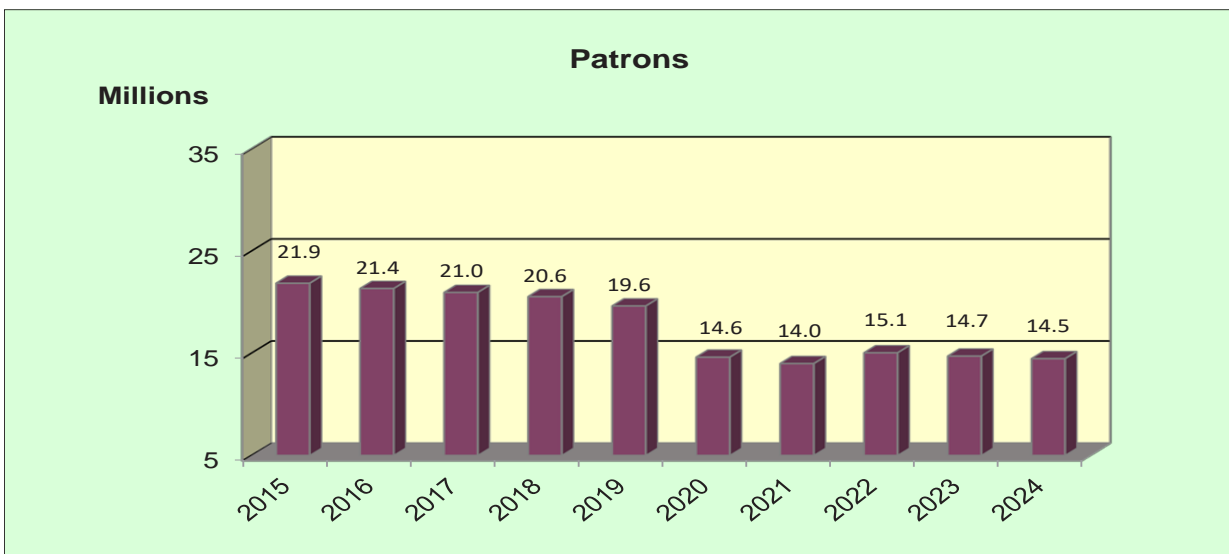
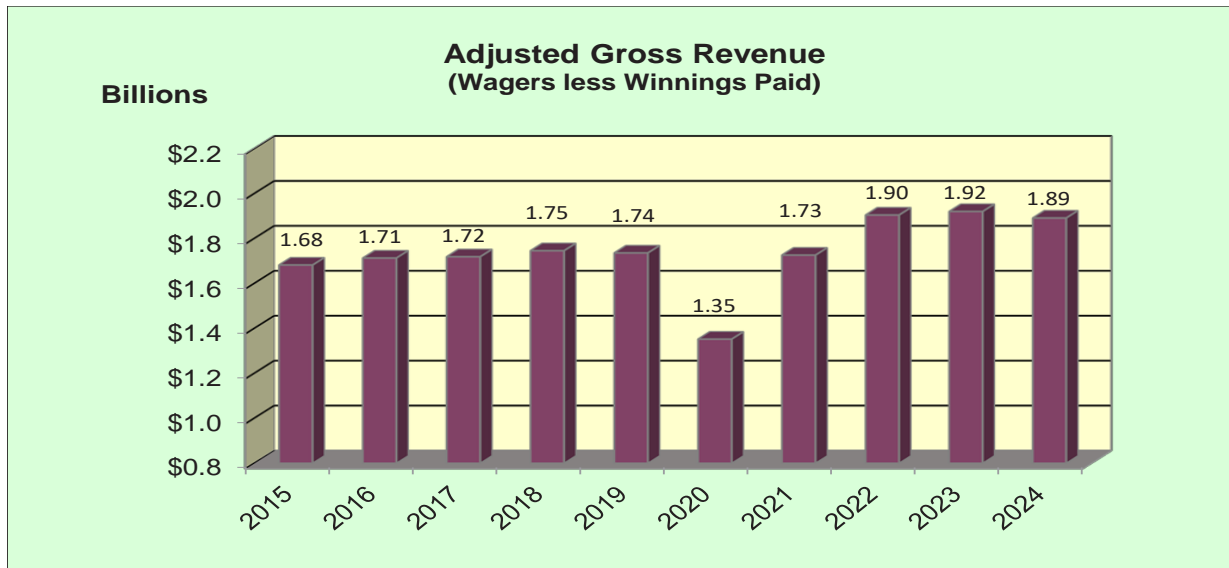
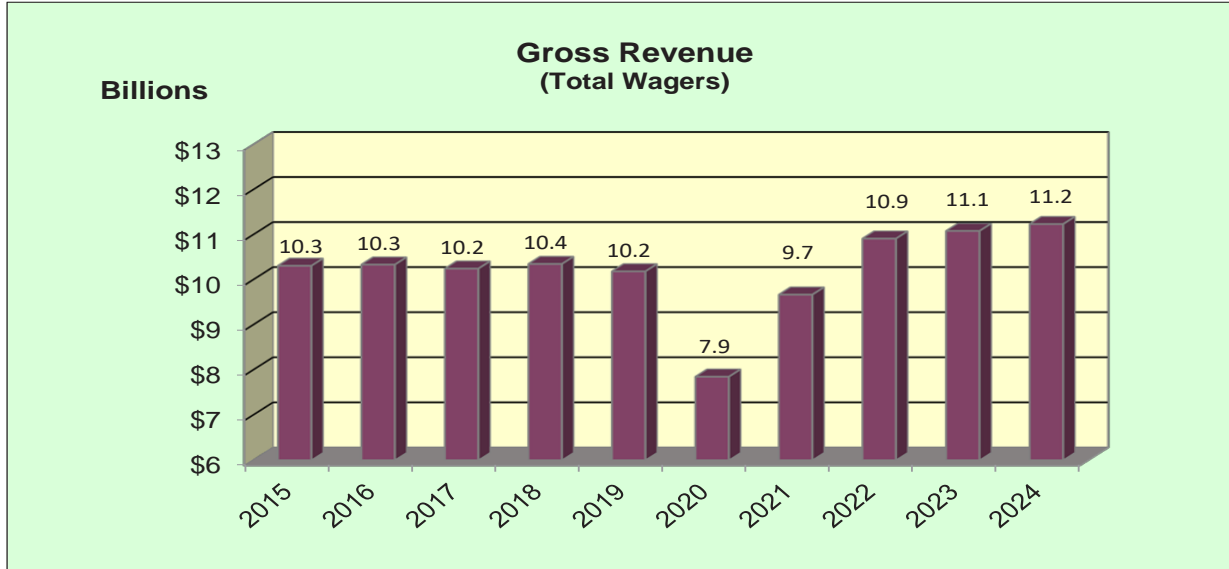
(from Gaming Tax)

Pursuant to Section 313.822, RSMo., Missouri’s 13 casinos pay a Gaming Tax of 21% on their Adjusted Gross Revenue (wagers made-winnings paid). Ten percent of taxes collected is paid to the home dock city or county where each casino is located. The remaining 90% is paid to the State of Missouri Gaming Proceeds for Education Fund. As reflected in the chart below, Missouri’s casinos have contributed \$8,043,498,492 to education since inception, including \$357,460,029 for FY2024.

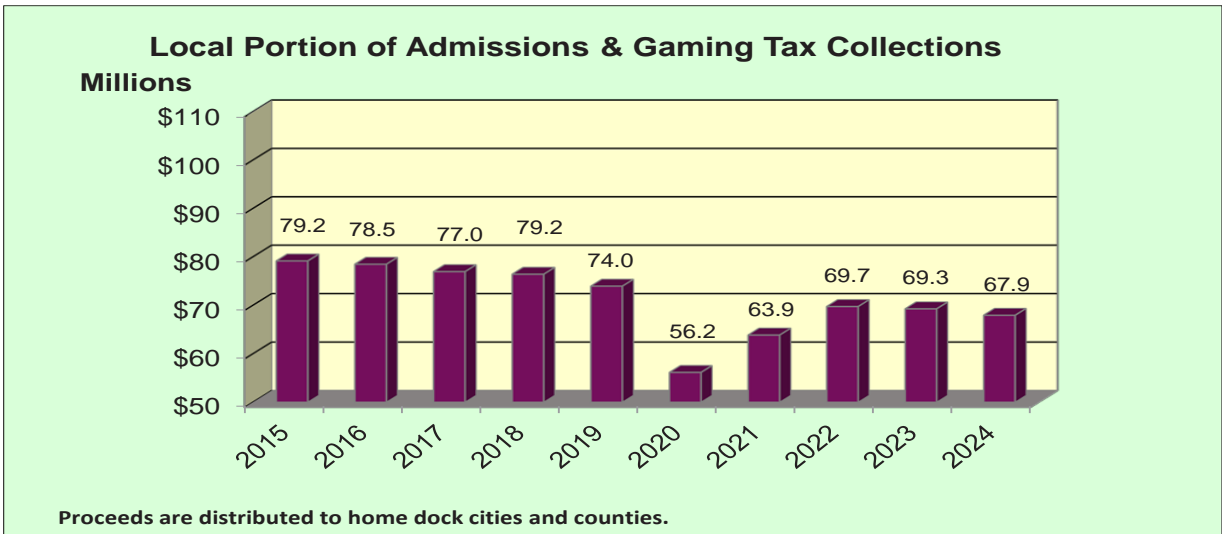
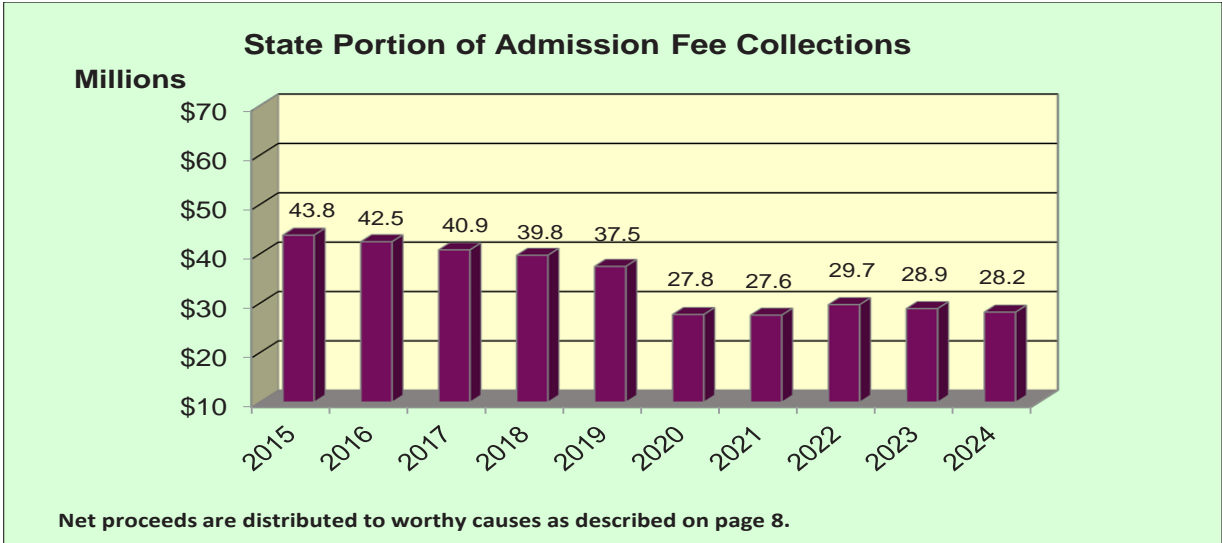
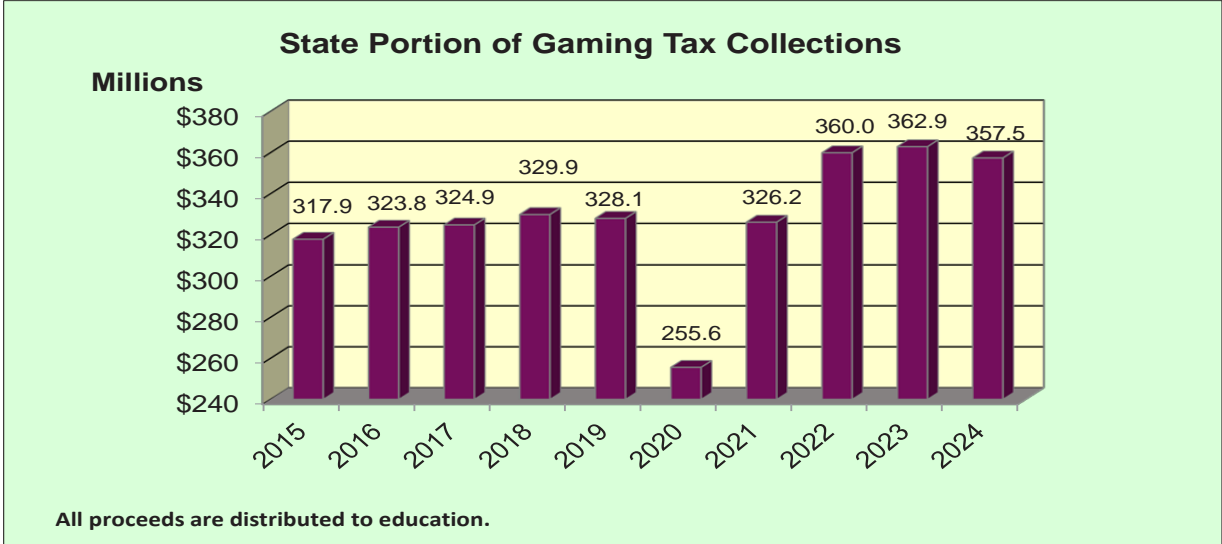


Fiscal Year of Collection	Proceeds for Education Fund	Fiscal Year of Collection	Proceeds for Education Fund
1994	1,324,679	2010	330,379,949
1995	55,862,050	2011	341,382,616
1996	96,692,569	2012	339,271,769
1997	117,307,884	2013	329,633,848
1998	144,457,242	2014	314,153,760
1999	161,602,532	2015	317,891,017
2000	175,920,983	2016	323,778,368
2001	189,203,334	2017	324,876,054
2002	218,177,593	2018	329,929,305
2003	234,898,281	2019	328,055,216
2004	252,806,561	2020	255,603,977
2005	271,678,446	2021	326,218,070
2006	282,611,770	2022	359,980,046
2007	287,990,799	2023	362,947,185
2008	294,541,684	2024	357,460,029
2009	316,860,876		
		Total	\$8,043,498,492

Casino Gaming in Missouri



Gaming Tax & Admission Fee



Fiscal Year 2024 Summary

Fiscal Year 2024 Summary

CASINO / LOCATION	LOCATION OPENING DATE	ADMISSIONS	ADMISSION FEES (a)	ADJUSTED GROSS RECEIPTS	GAMING TAX (b)	ESTIMATED CAPITAL INVESTMENT *	TABLE GAMES	SLOT MACHINES	GAMING SPACE (SQ FT)	ADMISSION FEES PERCENTAGE OF STATE TOTAL	GAMING TAX PERCENTAGE OF STATE TOTAL	Total Employee Compensation	Real Estate Property Tax	State Sales Tax	Charitable Donations	City Lease Payments	EMPLOYEES	Minority Salaried Employees	Minority Salaried Positions	Female Employment	Female Salaried Employees
Ameristar Casino St. Charles	27-Mar-04	3,900,262	\$ 7,800,504	\$ 292,031,715	\$ 61,326,660	\$ 882,819,300	61	1,770	130,000	13.02%	15.44%	\$ 41,291,872	\$ 5,694,275	\$ 2,689,865	\$ 45,893	-	1,031	447	44	515	61
Agony Riverside Casino	23-Jun-04	2,227,562	\$ 4,455,124	\$ 166,577,127	\$ 34,961,197	\$ 94,060,882	37	1,075	62,000	7.88%	8.81%	\$ 24,622,138	\$ 2,636,916	\$ 732,577	\$ 121,626	\$ 4,483,825	400	169	42	200	56
St. Jo Frontier Casino	24-Jun-04	755,203	\$ 1,510,406	\$ 47,567,347	\$ 9,989,143	\$ 61,407,801	6	416	18,000	2.88%	2.52%	\$ 4,872,065	\$ 263,781	\$ 131,261	\$ 6,000	-	145	24	1	101	10
Harran's Kansas City	22-Sep-04	2,172,761	\$ 4,345,522	\$ 164,474,697	\$ 34,539,686	\$ 494,770,682	57	919	57,460	7.70%	8.70%	\$ 38,032,196	\$ 2,423,793	\$ 1,463,403	\$ 155,908	\$ 2,994,190	740	254	16	312	33
Century Casino - Caruthersville	27-Apr-05	668,079	\$ 1,336,158	\$ 47,144,566	\$ 9,906,346	\$ 109,932,487	6	415	12,000	2.35%	2.48%	\$ 8,508,939	\$ 326,900	\$ 189,799	\$ 29,136	-	181	51	3	91	9
Bally's KC	18-Oct-06	2,722,391	\$ 5,444,782	\$ 136,020,843	\$ 28,564,377	\$ 206,357,092	24	908	50,000	9.84%	7.18%	\$ 17,662,115	\$ 1,336,723	\$ 597,302	\$ 5,334	\$ 3,687,833	372	198	8	166	16
Ameristar Casino Kansas City	16-Jan-07	2,919,925	\$ 5,839,850	\$ 199,686,043	\$ 41,934,069	\$ 387,840,299	40	1,608	103,000	10.34%	10.86%	\$ 27,404,076	\$ 4,427,993	\$ 1,917,774	\$ 56,969	\$ 140,000	613	261	22	293	41
Hollywood Casino	11-Mar-07	3,687,183	\$ 7,374,366	\$ 245,130,551	\$ 51,477,416	\$ 133,880,755	66	1,544	120,000	13.08%	12.98%	\$ 32,190,451	\$ 6,525,238	\$ 1,564,598	\$ 68,986	-	795	377	38	349	27
Isle of Capri - Bonville	06-Dec-01	1,164,657	\$ 2,329,314	\$ 88,445,870	\$ 18,157,833	\$ 139,965,000	15	652	28,000	4.15%	4.57%	\$ 11,333,000	\$ 618,000	\$ 484,000	\$ 30,000	-	324	67	8	166	15
Mark Twain Casino	25-Jul-01	472,104	\$ 944,208	\$ 35,694,478	\$ 7,495,840	\$ 38,929,769	-	388	13,667	1.67%	1.88%	\$ 4,691,291	\$ 222,888	\$ 46,763	\$ 8,650	-	97	14	0	46	5
Horseshoe St. Louis	19-Dec-07	2,389,224	\$ 4,798,648	\$ 150,778,884	\$ 31,663,566	\$ 311,675,458	35	848	75,000	8.50%	7.97%	\$ 22,519,640	\$ 7,106,397	\$ 489,098	\$ 61,004	-	431	295	34	211	41
River City Casino	01-Mar-10	4,088,706	\$ 8,177,412	\$ 230,143,846	\$ 52,593,208	\$ 594,225,114	45	1,620	90,000	14.46%	13.24%	\$ 28,205,197	\$ 6,588,487	\$ 1,975,200	\$ 18,275	\$ 6,353,961	647	318	33	296	45
Century Casino - Cape Girardeau	30-Oct-12	1,059,204	\$ 2,118,408	\$ 69,306,992	\$ 14,554,488	\$ 173,975,373	23	830	41,536	3.75%	3.66%	\$ 12,751,413	\$ 1,240,401	\$ 218,525	\$ 69,880	-	313	66	3	134	13
GRAND TOTALS		28,230,141	\$ 56,460,282	\$ 1,891,322,900	\$ 397,177,809	\$ 3,530,419,992	414	12,993	800,663	100%	100%	\$ 274,079,373	\$ 48,912,171	\$ 12,168,473	\$ 677,641	\$ 17,659,809	6,079	2,561	252	2,870	372

* Figures reflect the current property investments since company purchase as reported to MGC.

(a) 50% of Admission Fees go to the State, with the remaining 50% to the Local Home Dock.

(b) 90% of Gaming Taxes go to the State, with the remaining 10% to the Local Home Dock.

The figures published in this report are subject to adjustment.

Missouri Gaming Commission Fund Balance Report
Statement of Revenues, Expenditures and Changes in Fund Balance
Fiscal Year 2024 as of June 30, 2024

Beginning Balance	\$4,240,044.08		
	Revenue	Gaming Commission Expenditures	
License Fees			
Liquor License	\$6,500.00	Salaries	\$14,896,200.60
Gaming License Application Fee	\$315,000.00	Fringe Benefits	\$11,155,683.17
Level 1 Occupational License Application Fee	\$26,000.00	Travel In-State	\$66,807.44
Level 2 Occupational License Application Fee	\$249,075.00	Travel Out-of-State	\$51,648.65
Supplier Level 2 Occupational Lic Application Fee	\$9,150.00	Supplies	\$48,884.37
Supplier Level 2 Annual Occupational License Renewal	\$33,850.00	Professional Development	\$28,378.32
Gaming License Renewal Fee	\$475,000.00	Communication Serv & Supplies	\$222,336.11
Level 1 Occupational License Renewal Fee	\$10,400.00	Professional Services	\$301,553.06
Level 2 Occupational License Renewal Fee	\$379,175.00	Maintenance & Repair Services	\$178,276.82
Supplier License Application Fee	\$20,000.00	Computer Equipment	\$60,487.03
Supplier Annual License Renewal Fee	\$103,333.36	Office Equipment	\$4,500.00
Replacement Gaming License	\$12,180.00	Building Lease Payments	\$588,906.98
Class A - Key License Renewal Fee	\$32,499.96	Equipment Rental & Leases	\$1,948.20
Supplier Key & Level 1 Application Fee	\$55,000.00	Miscellaneous Expenses	\$2,976.20
Supplier Key & Level 1 License Renewal Fee	\$25,008.17		
Fantasy Sports License Fees	\$10,000.00	Total MGC Expenditures	\$27,608,586.95
Fantasy Sports License Deposit	\$3,000.00		
Bingo License Fee	\$15,360.00	Other Expenditures & Transfers	
Bingo Hall Provider License	\$3,300.00	Attorney General Salaries	\$57,486.95
Bingo Supplier License	\$1,000.00	Attorney General Expense & Equipment	\$14,988.24
Bingo Manufacturer License	\$8,000.00	MSHP Vehicle Maintenance	\$410,679.99
Total License Fees	\$1,792,831.49	MSHP Gasoline	\$500,359.32
		MSHP Administration	\$16,014.21
Reimbursements		MSHP Academy E&E	\$59,726.55
MGC Reimbursement - Company Background	\$9,216.28	MSHP Admin PS	\$41,578.37
MGC Reimbursement - Level 1 Background	\$130,909.46	MSHP Technical Services E&E	\$217,870.16
MGC Reimbursement - Supplier Background	\$338,530.71	MSHP Vehicle Replacement	\$520,251.00
MGC Reimbursement - Enforcement	\$15,385,718.15	Refunds	\$500.00
MGC Reimbursement - Fantasy Sports	\$432.37	Juvenile Court Diversion	\$500,000.00
Total Reimbursements	\$15,864,806.97	Total Other Expenditures & Transfers	\$2,339,454.79
Other Income		Appropriated Transfers	
Admission Fees	\$28,027,992.00	Veterans Commission CI Trust Fund	\$7,240,044.08
MGC Administrative Income (Sunshine Request)	\$603.18	Missouri National Guard Trust Fund	\$4,000,000.00
Appropriated Transfers	\$5,019.00	Missouri College Guarantee Fund Transfer	\$5,000,000.00
Time Deposits Interest	\$4,828.46	MOVERS Cost Allocation	\$270,970.00
US/Agency Securities Interest	\$201,962.45	Cost Allocation Plan Transfer to General Revenue	\$386,625.00
Employee Personal Exp Reimbursement	\$505.65	Total Appropriated Transfers	\$16,897,639.08
Other Refunds	\$38.94		
Rebates	\$5,292.11	Total All Expenses & Transfers	\$46,845,680.82
Total Other Income	\$28,246,241.79		
		Payroll Offset	\$0.04
Total All Revenue	\$45,903,880.25	Ending Cash Balance	\$3,298,243.55

*The ending cash balance will be transferred to the Veteran's Commission Capital Improvement Fund.

Report on Competitiveness

COMPETITIVE TAX RATES AND FACILITIES		
ILLINOIS	Commercial Gaming Graduated tax rate from 15% to 50% of gross gaming revenue, \$2 to \$3 admissions tax Net Effective Tax Rate Consumer spending on Commercial Casino Gaming Calendar Year 2023 Video Lottery Terminal Locations	15 Casinos 22.6% \$2.5 billion 8,464
INDIANA	Commercial Gaming Graduated tax rate from 15% to 40% of gross gaming revenue; land-based, with one exception, also pay a supplemental wagering tax of 3.5% At racinos, the graduated tax is from 25% to 35% of gross gaming revenue Net Effective Tax Rate Consumer Spending on Commercial Casino Gaming Calendar Year 2023 Native American Gaming <i>*(10 riverboat or land-based, 2 racinos)</i>	12 Casinos* 23.7% \$2.8 billion 1 Casino
IOWA	Commercial Gaming Graduated tax rate from 5% to 22% on gross gaming revenue at riverboats and land-based casinos and up to 24% at racetracks with slots and table games Net Effective Tax Rate Consumer Spending on Commercial Casino Gaming Calendar Year 2023 Native American Gaming <i>*(18 riverboat or land-based, 1 racino)</i>	19 Casinos* 19.8% \$1.9 billion 4 Casinos
KANSAS	Commercial Gaming Straight-Line tax rate of 27% Net Effective Tax Rate Consumer spending on Commercial Casino Gaming Calendar Year 2023 Native American Gaming	4 Casinos 21.9% \$588.3 million 7 Casinos
MISSISSIPPI	Commercial Gaming Graduated tax from 4% to 8% on gaming revenues; additional 3% to 4% tax on gaming revenues may be imposed by local governments Net Effective Tax Rate Consumer Spending on Commercial Casino Gaming Calendar Year 2023 Native American Gaming	26 Casinos 11.8% \$2.5 billion 3 Casinos
OKLAHOMA	Racetrack Casinos -Graduated state tax from 35% to 50% on gross gaming revenue Consumer Spending on Commercial Casino Gaming Calendar Year 2023 Native American Gaming	2 Racinos \$151.4 million 139 Casinos
ARKANSAS	Commercial Gaming Graduated tax from 13% to 20% on gaming revenues Net Effective Tax Rate Consumer spending on Commercial Casino Gaming Calendar Year 2023 <i>*(1 land-based casino, 2 racinos)</i>	3 Casinos* 15.2% \$686.6 million

Data compared on calendar year basis. Source: AGA State of the States 2024

MISSOURI COMPETITIVENESS

Commercial Gaming -- 13 casinos

21% tax on gross gaming revenue

(90% to the state/10% to the home dock community)

\$2 per patron admission fee (per 2-hour excursion, split 50/50 between home dock community and the state)

Net Effective Tax Rate

Commercial Casinos -- 24%

Missouri ranked #11 in total state tax gaming revenues

(reflecting a 0.7% increase over the prior calendar year)

Missouri ranked #13 in consumer spending on commercial casino gaming

with \$1,920.9 million AGR for Calendar Year 2023

(reflecting a 0.8% increase over the prior calendar year)

St. Louis, MO/IL is listed as #9 in the top U.S. Casino Markets

Calendar Year 2023, with \$1.08 billion AGR

Kansas City, MO/KS is listed as #16 in the top U.S. Casino Markets

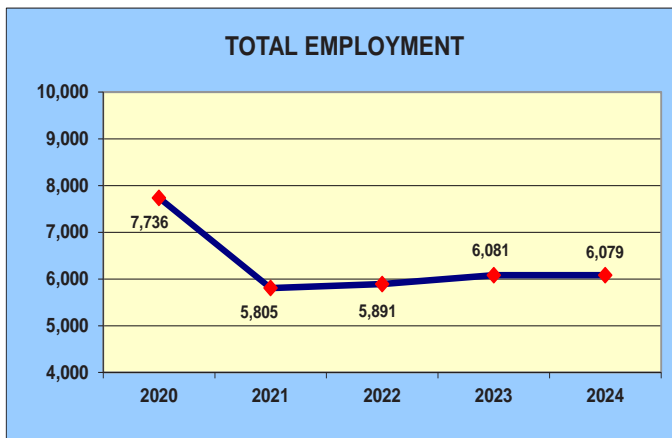
Calendar Year 2023, with \$836 million AGR

Sources: AGA State of the States 2024

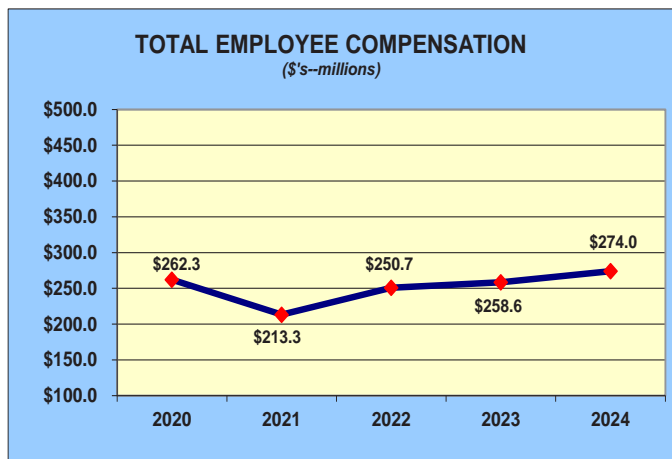
Economic Impact

In FY 2024, Missouri casinos:

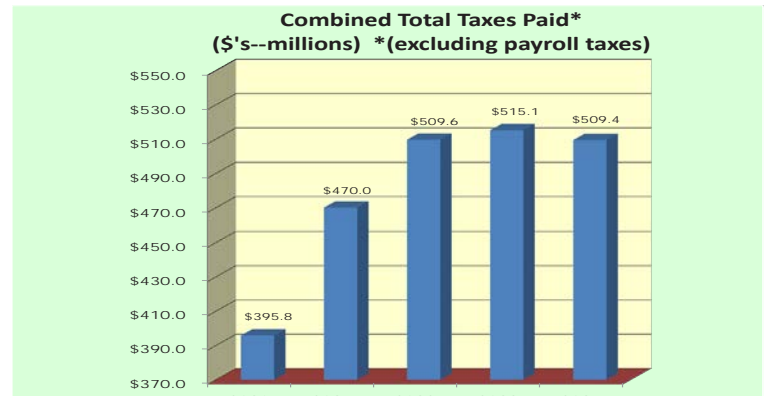
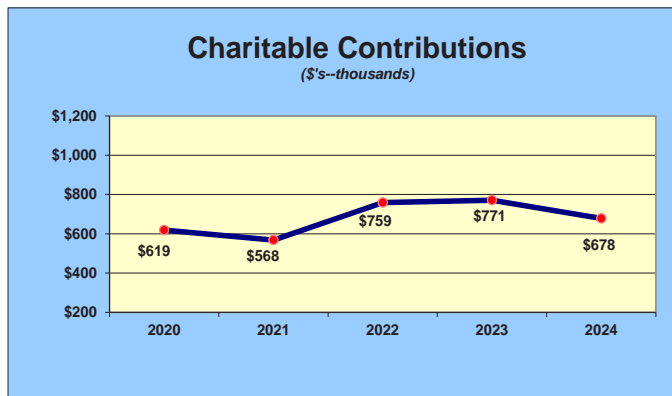
- Employed **6,079** people
- Paid Wages of **\$274 million**
- Contributed **\$397.2 million** in direct gaming taxes to state and local home-dock governments
- Contributed **\$56.5 million** in total state admission fees to special state funds and home-dock governments
- Earned **\$1.89 billion** in adjusted gross gaming revenue
- Paid total real estate and sales taxes of **\$55.7 million**, for a combined total of gaming and other taxes of **\$509.4 million**
- Invested a total of **\$3.5 billion** in capital investments to date



CASINO	2020	2021	2022	2023	2024
Ameristar Casino Kansas City	924	583	595	600	613
Ameristar Casino St. Charles	1,398	951	1,060	1,070	1,031
Argosy Riverside Casino	710	805	489	424	400
Hollywood Casino	860	541	665	736	785
Harrah's Kansas City	950	734	751	756	740
Isle of Capri - Boonville	365	311	317	322	324
Century Casino - Cape Girardeau	272	243	260	270	313
Bally's KC	242	296	322	322	372
Century Casino - Caruthersville	174	170	170	175	181
Horseshoe St. Louis	663	399	392	491	431
River City Casino	852	509	610	659	647
Mark Twain Casino	170	119	125	114	97
St. Jo Frontier Casino	156	144	135	142	145
TOTAL EMPLOYMENT	7,736	5,805	5,891	6,081	6,079



CASINO	2020	2021	2022	2023	2024
Ameristar Casino Kansas City	\$ 28.9	\$ 24.2	\$ 26.4	\$ 26.7	\$ 27.4
Ameristar Casino St. Charles	\$ 43.7	\$ 37.5	\$ 41.9	\$ 42.4	\$ 41.3
Argosy Riverside Casino	\$ 24.2	\$ 17.3	\$ 22.5	\$ 23.1	\$ 24.6
Hollywood Casino	\$ 32.6	\$ 17.8	\$ 27.7	\$ 29.6	\$ 32.2
Harrah's Kansas City	\$ 33.0	\$ 30.1	\$ 31.2	\$ 30.8	\$ 38.0
Isle of Capri - Boonville	\$ 9.4	\$ 10.1	\$ 11.1	\$ 11.3	\$ 11.3
Century Casino - Cape Girardeau	\$ 9.7	\$ 10.1	\$ 10.9	\$ 11.4	\$ 12.8
Bally's KC	\$ 10.4	\$ 12.7	\$ 16.3	\$ 17.1	\$ 17.6
Century Casino - Caruthersville	\$ 6.1	\$ 7.0	\$ 7.8	\$ 8.1	\$ 8.5
Horseshoe St. Louis	\$ 22.2	\$ 19.2	\$ 20.4	\$ 21.4	\$ 22.5
River City Casino	\$ 31.0	\$ 18.9	\$ 24.1	\$ 27.5	\$ 28.2
Mark Twain Casino	\$ 5.0	\$ 4.1	\$ 4.5	\$ 4.6	\$ 4.7
St. Jo Frontier Casino	\$ 6.1	\$ 4.3	\$ 5.9	\$ 4.6	\$ 4.9
TOTAL EMPLOYEE COMPENSATION	\$ 262.3	\$ 213.3	\$ 250.7	\$ 258.6	\$ 274.0



Ameristar Casino Kansas City

General Manager: Keith Henson
 3200 N. Ameristar Drive
 Kansas City, Missouri 64161
 (816) 414-7000

Date Licensed: December 19, 2000
 Gaming Space: 103,000 Square Feet
 Electronic Gaming Devices: 1,608
 Table Games: 40
 (5) Specialty Restaurants, & Food Court
 Parking Garage
 184-Room Hotel
 Concert Hall, Meeting Space

Total Capital Investment in Property since Company Purchase: \$387,840,299
 Total Capital Investment in Property for Fiscal Year: \$10,641,320
 Total Employee Compensation: \$27,404,076
 Real Estate/Personal Property Tax: \$4,427,583
 State Sales Tax: \$1,917,774
 State Withholding Tax on Jackpots: \$3,965,895
 Federal Withholding Tax on Jackpots: \$5,306,305
 City Lease Payments: \$140,000
 Charitable Donations: \$56,969
 Charitable Contributions By Patrons: \$16,668
 Total Employment: 613
 Minority Employment: 261
 Female Employment: 283



Improvements
 Accomplished from
 Local Gaming
 Revenues

City of Kansas City

	Adopted FY 2022-23	Adopted FY 2023-24	Adopted FY 2024-25
Public Safety	\$ -	\$ 12,203,591	\$ 12,300,000
Equipment	\$ 2,719,588	\$ -	\$ -
Public Facilities	\$ 8,686,285	\$ -	\$ -
Economic Development	\$ 65,593	\$ -	\$ -
Total Gaming Funds Allocated:	\$ 11,471,466	\$ 12,203,591	\$ 12,300,000

Sources of Gaming Revenue:

Gaming Tax - Allocated to providing services necessary for the safety of the public visiting excursion gambling boat.

Admission Fees - Allocated to providing services necessary for the safety of the public visiting excursing gambling boat.

SOURCE: City of Kansas City

Ameristar Casino St. Charles

General Manager: Douglas Lang
 1 Ameristar Blvd.
 St. Charles, Missouri 63301
 (314) 940-4300

Date Licensed: December 19, 2000
 Gaming Space: 130,000 Square Feet
 Electronic Gaming Devices: 1,770
 Table Games: 61
 (6) Specialty Restaurants & Deli
 397-Room Hotel, Spa
 Meeting space, Ballrooms
 Parking Garage

Total Capital Investment in Property since Company Purchase: \$882,818,300
 Total Capital Investment in Property for Fiscal Year: \$26,216,037
 Total Employee Compensation: \$41,291,872
 Real Estate/Personal Property Tax: \$5,894,275
 State Sales Tax: \$2,698,365
 State Withholding Tax on Jackpots: \$6,079,774
 Federal Withholding Tax on Jackpots: \$6,330,486
 Charitable Donations: \$45,893
 Charitable Contributions By Patrons: \$8,489
 Total Employment: 1,031
 Minority Employment: 447
 Female Employment: 515



Zumbahl Traffic Signal

Improvements
 Accomplished from
 Local Gaming
 Revenues

CITY OF ST. CHARLES

<u>DESCRIPTION</u>	<u>Actual CY 2023</u>	<u>Budget CY 2024</u>
<u>Engineering Equipment:</u>		
Cell Phone and Communication Equipment	\$ 1,290	\$
<u>Engineering Street Projects:</u>		
Muegge Road Pavement Rehabilitation	4,151	6,000
South Fifth Street Reconstruction	66,902	150,000
Hawks Nest Drive Rehabilitation	809	160,000
Sibley Street Sidewalks	14,454	484,000
Duchesne Drive Reconstruction	13,578	18,000
Second Street Reconstruction & Traffic Calming		957,354
<u>Public Works Equipment:</u>		
Office Equipment	630	
<u>Public Works Traffic Signalization:</u>		
Signal and Street Lighting Maintenance	162,619	
Gas Street Lighting Improvements	29,321	
New Poles and Fixtures	21,139	
LED Street Name ID Signs	35,990	
<u>Public Works Street Projects:</u>		
Street Surface Repairs - Asphalt	423,878	
Sidewalk and ADA Improvements	266,198	
Annual Bridge Culvert Maintenance Program	58,725	
Pavement Maintenance - Arterial and Collector Routes	220,199	
<u>Facilities Maintenance:</u>		
Public Works Facility (2871 Elm Point Industrial)	4,484	
Senior Center Improvements	28,596	
Restroom Renovation - Main Street/Washington Street	6,121	
Historic Society Building Improvements	10,986	
<u>Police Department:</u>		
Personnel Costs	4,654,471	4,541,962
<u>Fire:</u>		
Personnel Costs	2,969,529	2,704,123
<u>Economic Development/Redevelopment:</u>		
Economic Development Fund		50,000
Arena Project	240,000	240,000
Debt Service - 2020 Taxable Bonds	341,610	1,196,096
<u>Community Development</u>		
Façade Improvement	30,000	
	\$ 9,605,679	\$ 10,507,535

SOURCE: City of St. Charles

Argosy Riverside Casino

General Manager: Lance George
 777 NW Argosy Parkway
 Riverside, Missouri 64150
 (816) 746-3100

Date Licensed: June 22, 1994
 Gaming Space: 62,000 Square Feet
 Electronic Gaming Devices: 1,075
 Table Games: 37
 (4) Specialty Restaurants, Deli, & Coffee House
 258-Room Hotel, Spa
 Meeting Space
 Parking Garage

Total Capital Investment in Property since Company Purchase: \$94,060,862
 Total Capital Investment in Property for Fiscal Year: \$6,553,127
 Total Employee Compensation: \$24,622,138
 Real Estate/Personal Property Tax: \$2,636,816
 State Sales Tax: \$732,577
 State Withholding Tax on Jackpots: \$3,285,433
 Federal Withholding Tax on Jackpots: \$3,868,762
 City Lease Payments: \$4,483,825
 Charitable Donations: \$121,627
 Charitable Contributions By Patrons: \$43,384
 Total Employment: 400
 Minority Employment: 189
 Female Employment: 200



New Front Loader



Snow Plow

City of Riverside

Assistance to Other Entities

Platte Senior Services	\$ 40,000
Northland Health Care	\$ 35,000
Park Hill School District	\$ 23,500
Level Up Kids	\$ 20,000
Northland Neighbors, Inc	\$ 15,000
Platte County Health Dept.	\$ 15,000
Platte County EDC	\$ 12,500
Synergy Services	\$ 10,000
Northland Regional Chamber	\$ 6,000
MOCSA	\$ 5,000
Feed Northland Kids	\$ 5,000
American Red Cross	\$ 3,000
YMCA Scholarships	\$ 3,000

Community Services

Healthy Citizens Initiative	\$ 260,000
City Wide Trash Collection	\$ 120,000
Ambulance Services for Residents	\$ 110,905
KCATA Local Transit Program (IRIS)	\$ 84,000
Senior Christmas Dinner	\$ 5,500

Equipment Purchases

Public Works Equipment/Vehicles/Mowers	\$ 442,000
IT - Network, Security and AV Upgrades	\$ 240,000
Administrative / Vehicles	\$ 35,000

Major Thoroughfare/Infrastructure

Riverway/9 Hwy/West Platte Rd Improv.	\$ 1,570,000
Annual Pavement Program	\$ 1,000,000
Gateway Improvements	\$ 1,000,000
Northwood Acres/Indian Hills Improv.	\$ 500,000
50th Street	\$ 250,000
MoDOT 635 & 9 Interchange Lighting	\$ 100,000
Entry Signage	\$ 50,000

Parks & Recreation

Swimming Pool / Splash Pad	\$ 1,640,000
Vivion Road Trail	\$ 960,000
Renner Brenner State Park	\$ 620,000
Other Park & Trail Improvements	\$ 500,000
9 Highway Trail	\$ 470,000
Community Center Improvements	\$ 266,000
Reaching Riverside Program	\$ 15,000
Swim Lessons	\$ 7,500

Public Facilities

City Hall / Public Works Reconfiguration	\$ 250,000
Annual Facility Improvements	\$ 228,000

Public Safety Departments Operating Budgets

Police	\$ 5,963,473
Fire	\$ 2,717,911

Total Estimate for FY 2023-24 \$ 19,598,289

Improvements
 Accomplished from
 Local Gaming
 Revenues

Bally's Kansas City Casino

General Manager: Troy Davis
 1800 E. Front Street
 Kansas City, Missouri 64120
 (816) 855-7777

Date Licensed: June 6, 2000
 Gaming Space: 50,000 Square Feet
 Electronic Gaming Devices: 908
 Table Games: 24
 (3) Specialty Restaurants
 Meeting Space
 Parking Garage

Total Capital Investment in Property since Company Purchase: \$206,957,092
 Total Capital Investment in Property for Fiscal Year: \$37,375,700
 Total Employee Compensation: \$17,662,115
 Real Estate/Personal Property Tax: \$1,336,723
 State Sales Tax: \$597,302
 State Withholding Tax on Jackpots: \$1,370,200
 Federal Withholding Tax on Jackpots: \$2,290,764
 City Lease Payments: \$3,687,833
 Charitable Donations: \$5,334
 Charitable Contributions By Patrons: \$41,687
 Total Employment: 372
 Minority Employment: 198
 Female Employment: 166



Improvements
 Accomplished from
 Local Gaming
 Revenues

City of Kansas City

	Adopted FY 2022-23	Adopted FY 2023-24	Adopted FY 2024-25
Public Safety	\$ -	\$ 12,203,591	\$ 12,300,000
Equipment	\$ 2,719,588	\$ -	\$ -
Public Facilities	\$ 8,686,285	\$ -	\$ -
Economic Development	\$ 65,593	\$ -	\$ -
Total Gaming Funds Allocated:	\$ 11,471,466	\$ 12,203,591	\$ 12,300,000

Sources of Gaming Revenue:

Gaming Tax - Allocated to providing services necessary for the safety of the public visiting excursion gambling boat.

Admission Fees - Allocated to providing services necessary for the safety of the public visiting excusing gambling boat.

SOURCE: City of Kansas City

Century Casino Cape Girardeau

General Manager: Lyle Randolph
 777 North Main Street
 Cape Girardeau, MO 63701
 (573) 730-7777

Date Licensed: October 30, 2012
 Gaming Space: 41,536 Square Feet
 Electronic Gaming Devices: 830
 Table Games: 23
 (2) Specialty Restaurants
 Meeting Event Center

Total Capital Investment in Property since Company Purchase: \$173,975,373
 Total Capital Investment in Property for Fiscal Year: \$19,429,525
 Total Employee Compensation: \$12,751,413
 Real Estate/Personal Property Tax: \$1,240,401
 State Sales Tax: \$218,525
 State Withholding Tax on Jackpots: \$1,106,453
 Federal Withholding Tax on Jackpots: \$1,480,905
 Charitable Donations: \$69,860
 Charitable Contributions By Patrons: \$1,450
 Total Employment: 313
 Minority Employment: 66
 Female Employment: 134



Fountain



Nuisance Truck

City of Cape Girardeau

Casino Funded Projects/Programs	FY 2023/2024 Actual	FY 2024/2025 Budget
Revenue		
Gaming Taxes	\$ 2,493,945.30	\$ 2,400,000.00
Interest - includes estimated 3rd and 4th quarter interest	180,617.30	82,905.97
Interest paid by other funds	25,396.99	22,747.01
Repayment of interfund advance	211,998.33	213,085.81
Transfer from General Fund (fiber)	26,430.03	-
Sale of property	475,285.00	-
Revenue Total	\$ 3,413,672.95	\$ 2,718,738.79
Expenses		
City of Jackson	24,827.50	26,200.00
City of Scott City	6,925.00	7,400.00
County of Cape Girardeau	42,406.96	45,200.00
Southeast MO State University	600,000.00	600,000.00
Riverfront Matching Fund - Old Town Cape	207,359.56	201,446.00
Transfer to Capital Improvements Fund	400,000.00	400,000.00
Engineering Department GIS	30,453.00	-
Public Safety:		
Communications	40,497.00	19,575.00
Equipment	41,917.21	100,269.50
Building Repairs and Improvements	-	305,000.00
Vehicles	225,129.00	-
City Facilities Improvements and Security	79,318.36	219,861.00
City Parks Equipment Repairs and Replacements	51,561.47	34,000.00
Capital Improvements to be determined	-	161,252.50
Fleet Department Equipment Repairs and Replacements	47,847.17	45,042.00
Street Department Equipment	14,000.00	-
Restoration of Historic Fountain at Ivers Square	124,683.00	-
Memberships and Other	2,545.17	-
Totals	\$ 1,939,470.40	\$ 2,165,246.00

SOURCE: City of Cape Girardeau

Improvements
 Accomplished from
 Local Gaming
 Revenues

Century Casino Caruthersville

General Manager: Denny Callen
 777 E. 3rd Street
 Caruthersville, Missouri 63830
 (573) 333-1000

Date Licensed: April 27, 1995
 Gaming Space: 12,000 Square Feet
 Electronic Gaming Devices: 415
 Table Games: 6
 (1) Specialty Restaurant
 Hotel, RV Park

Total Capital Investment in Property since Company Purchase: \$109,932,487
 Total Capital Investment in Property for Fiscal Year: \$26,711,773
 Total Employee Compensation: \$8,503,939
 Real Estate/Personal Property Tax: \$326,990
 State Sales Tax: \$189,799
 State Withholding Tax on Jackpots: \$576,164
 Federal Withholding Tax on Jackpots: \$648,944
 Charitable Donations: \$29,136
 Charitable Contributions By Patrons: \$1,853
 Total Employment: 181
 Minority Employment: 51
 Female Employment: 91

City of Caruthersville

GAMING REVENUE EXPENDITURES	22-23 ACTUAL	23-24 BUDGET	23-24 ACTUAL
<u>Water/ Wasterwater Improvement</u>			
Plant Upgrades	\$338,847.85	\$175,000.00	
Rotors		\$50,000.00	
Clairifier Repair		\$50,000.00	
Lift Station Motor/Liftstations		\$47,000.00	\$149,738.00
Meter Readers		\$25,000.00	
Alliance	\$688,164.00	\$730,175.00	\$732,624.00
Emergency Maintenance/Flood	\$54,923.54		
<u>Street Improvements</u>			
Miscellaneous Street Improvements/Demo	\$40,300.00	\$25,000.00	\$25,700.00
<u>Public Safety</u>			
Police Cars/Equipment	\$57,965.00	\$60,000.00	
Emergency Management Phone System	\$45,187.87	\$45,000.00	
Wastepro			\$746,464.66
Airport Improvements	\$64,882.00		
Recreation Roof		\$35,000.00	
Emergency Management/UMB/USDA	\$162,580.00	\$150,000.00	
	<u>\$1,452,850.26</u>	<u>\$1,392,175.00</u>	<u>\$1,654,526.66</u>

SOURCE: City of Caruthersville



Alarm System



New Check Valves

Improvements
 Accomplished from
 Local Gaming
 Revenues

Harrah's Kansas City

City of North Kansas City

General Manager: Julie Sola
 One Riverboat Drive
 North Kansas City, Missouri 64116
 (816) 472-7777

Date Licensed: September 22, 1994
 Gaming Space: 57,460 Square Feet
 Electronic Gaming Devices: 919
 Table Games: 57
 (3) Specialty Restaurants, Coffee House
 392-Room Hotel
 Meeting Space
 Parking Garage

Total Capital Investment in Property since Company Purchase: \$484,770,662
 Total Capital Investment in Property for Fiscal Year: \$11,270,410
 Total Employee Compensation: \$38,032,186
 Real Estate/Personal Property Tax: \$2,423,793
 State Sales Tax: \$1,453,403
 State Withholding Tax on Jackpots: \$3,839,718
 Federal Withholding Tax on Jackpots: \$3,211,640
 City Lease Payments: \$2,994,190
 Charitable Donations: \$155,908
 Charitable Contributions By Patrons: \$11,363
 Total Employment: 740
 Minority Employment: 254
 Female Employment: 312

Category	Actual 2022-2023	Budget 2023-2024
Services		
Unanticipated Legal Fees	\$ 41,379	\$ 50,000
Single Audit Costs	-	25,000
Home Dock Cities Membership	15,000	15,000
Designing/Engineering	51,006	40,000
Professional Services	22,912	50,000
General Liability Insurance	25,000	25,000
Administrative Costs	16,032	17,489
Demolition and Boarding	280	50,000
Contingencies	-	200,000
Total Services	\$ 171,609	\$ 472,489
Capital Outlay		
Land Acquisition		
Demolish Purina Mill	\$ -	\$ 1,644,561
Hillside Litigation	-	-
Armour Road Redevelopment Area	114,605	-
Total Land Acquisition	\$ 114,605	\$ 1,644,561
Buildings		
Green Infrastructure and Native Gardens	\$ -	\$ 40,000
Total Buildings	\$ -	\$ 40,000
Building Improvements		
Fire Department		
Station 2 Design Study	\$ -	\$ 40,000
Fire Station #1 HVAC/Heat Pumps	-	-
Police		
Police Department A/C Replacement	-	20,000
Buildings and Grounds		
Erie Street Parking Lot Fence	\$ -	\$ 40,000
Lift Station Fencing	-	50,000
Electric Vehicle Infrastructure	-	60,000
EOC Solar Windows	-	6,000
Town Square Renovation	-	600,000
City Hall Facelift	14,517	80,000
Total Building Improvements	\$ 14,517	\$ 896,000
Equipment		
Fire Department		
Ambulance	\$ 302,682	\$ -
Pumper Replacement	\$ -	1,200,000
Radios	2,100	-
Firefighter Personal Protective Equip.	12,998	15,000
Heart Monitors	-	220,000
Centennial Badges	5,110	-
Training Chief Vehicle	-	55,000
Ballistic Helmets and Vests	14,174	-
EMS Airway Trainer	13,780	-

Category	Actual 2022-2023	Budget 2023-2024
Ventilators	11,251	-
Blue Card Replacements	12,691	-
Furniture Fixtures and Equipment	13,709	45,000
Police Department		
Police Vehicles	\$ 226,900	\$ 234,000
Body Armor	-	34,000
Police Video Replacement	323,271	-
Office Furniture	69,104	-
T1 to Ethernet MARRS	49,232	-
Uniforms	-	47,000
Public Safety Drone	-	20,000
Street Network Camera	1,344	12,000
Crime Scene Mapping Tool	61,154	-
Dispatch Consolettes	31,726	-
Tactical Body Armor	-	-
Public Works		
Plotter	16,181	-
Municipal Forklift Replacement	-	40,000
Bench Replacements	-	50,000
Case Skid Loader Replacement	-	80,000
Dump Truck Replacement	-	175,000
Truck Replacements	-	503,000
Replace Large Toro Mower	-	65,000
Total Equipment	\$ 1,167,407	\$ 2,795,000
Information Technology		
Interdepartmental		
Computer Replacements / All Departs.	\$ 131,634	\$ -
Asset and Inventory Control	-	-
Network Infrastructure	108,293	-
Website Redesign	-	-
IT Supplies	-	25,000
Offsite Backups	2,748	-
Server Replacements	10,505	-
Public Safety Call Recorder	-	-
Access Control Hardware	-	-
Replace Copiers	62,390	21,000
Total Information Technology	\$ 315,570	\$ 46,000
Infrastructure		
Administration		
Downtown Streetscape Improvements	\$ 975,586	\$ -
Streetscape Improvements	-	300,000
Riverboat Drive Bridges	-	400,000
Burlington Improvements Phase 1	441,589	15,686,062
Burlington Improvements Phase 2	6,964	50,185
Burlington Improvements Phase 3	74,945	725,705
Howell Shared Use Path	-	740,000
I-29 Shared Use Path	67,756	-
Parking Management Plan	-	140,000
Multi-County Barrier Removal Trail	25,000	-
Riverfront Levee Trail	21,540	29,000
Safe Streets for All Action Plan	-	60,000
Sustainability Plan	-	250,000
Fire Station Concrete Replacement	222,772	-
18th and Swift Temporary Parking	34,686	-
16th and Clay Parking Lot	176,128	-
	\$ 2,046,966	\$ 18,380,952
Interfund Transfers Out		
Transfer to Community Center	\$ 750,000	\$ 400,000
Transfer to Transportation	664,913	505,000
Transfer to Park Fund	2,644,717	144,717
Transfer to Library	-	200,000
Transfer to Communications Fund	100,000	100,000
Transfer to Water Utilities	7,120,000	500,000
Total Interfund Transfers Out	\$ 11,279,630	\$ 1,849,717
TOTAL EXPENDITURES	\$ 15,110,304	\$ 26,124,719

SOURCE: City of North Kansas City



Police Vehicle



Bike Lane

Improvements
 Accomplished from
 Local Gaming
 Revenues

Hollywood Casino

General Manager: Michael Jerlecki
 777 Casino Center Drive
 Maryland Heights, Missouri 63043
 (314) 770-8100

Date Licensed: March 11, 1997
 Gaming Space: 120,000 Square Feet
 Electronic Gaming Devices: 1,544
 Table Games: 65
 (5) Specialty Restaurants, Coffee House
 502-Room Hotel
 Meeting Space
 Parking Garage

Total Capital Investment in Property since Company Purchase: \$133,836,755
 Total Capital Investment in Property for Fiscal Year: \$8,425,490
 Total Employee Compensation: \$32,190,451
 Real Estate/Personal Property Tax: \$8,525,238
 State Sales Tax: \$1,564,568
 State Withholding Tax on Jackpots: \$4,714,062
 Federal Withholding Tax on Jackpots: \$4,809,358
 Charitable Donations: \$68,986
 Charitable Contributions By Patrons: \$31,303
 Total Employment: 785
 Minority Employment: 377
 Female Employment: 349


City of Maryland Heights

General Fund	2021	2022	2023
Operating expenses - Police Department	3,520,492	1,750,000	1,750,000
Other Operating Expenses	2,250,000	2,250,000	2,200,530
Total Operating Expenses	5,770,492	4,000,000	3,950,530
Residential trash, recycling, and yard waste services	1,757,225	1,809,505	1,864,077
Total General Fund	7,527,717	5,809,505	5,814,606

Capital Improvements	2021	2022	2023
Street maintenance - concrete and asphalt	-	853,611	831,348
Adie Road	-	20,663	41,988
Fee Fee Road Rehab	-	21,704	1,998,849
Various Sidewalk Projects	-	332,158	20,041
Right-of-Way Enhancements	-	37,121	28,455
Software Upgrades-Citywide	-	4,075	-
Fee Fee Greenway Extension	-	30,601	-
Government Center Parking Lot Overlay	-	249,478	-
Wesglen Estates Trail	-	32,870	-
Public Works Capital Equipment	-	77,792	-
Capital Project Management	-	223,741	247,188
Total Capital Improvement Expenditures	-	1,883,813	3,167,869

Maryland Park Lake District Economic Development	-	-	-
Casino Drive Entertainment District	-	-	-
Sustainability Center	-	397,464	-
Total expenditures of gaming funds	7,527,717	8,090,782	8,982,475

SOURCE: City of Maryland Heights



Improvements
 Accomplished from
 Local Gaming
 Revenues

Sidewalk Improvements

Police Equipment

Horseshoe St. Louis

General Manager: Brian Marsh
 999 N. Second Street
 St. Louis, MO 63102
 (314) 881-7777

Date Licensed: December 19, 2007
 Gaming Space: 75,000 Square Feet
 Electronic Gaming Devices: 848
 Table Games: 35
 (4) Specialty Restaurants, Coffee House
 Meeting Space, Ballroom
 294-Room Hotel
 Parking Garage

Total Capital Investment in Property since Company Purchase: \$311,675,458
 Total Capital Investment in Property for Fiscal Year: \$9,016,182
 Total Employee Compensation: \$22,519,640
 Real Estate/Personal Property Tax: \$7,106,397
 State Sales Tax: \$458,936
 State Withholding Tax on Jackpots: \$3,104,163
 Federal Withholding Tax on Jackpots: \$2,693,737
 Charitable Donations: \$61,004
 Charitable Contributions By Patrons: No Info Given
 Total Employment: 431
 Minority Employment: 295
 Female Employment: 211

City of St. Louis

Sources of Gaming Revenue:

Local Portion of AGR Tax - 2.1%: Allocated to support police patrols, fire marine unit supplies and conduct public safety related capital improvements on the riverfront

Local Portion of Admission Fee - \$1.00: Allocated primarily to the City's Capital Fund. These funds are budgeted each year for items such as arterial street paving, bridge repair, rolling stock replacement, public building improvements, etc..

	FY21	FY22	FY23	FY24	FY25b
Public Safety					
Police Patrols	\$ 2,185,000	\$ 3,412,672	\$ 3,413,000	\$ 3,413,000	\$ 3,413,000
Fire Department Marine Unit Supplies	\$ 28,116	\$ 26,051	\$ 10,007	\$ 21,510	\$ 30,000
Subtotal	\$ 2,213,116	\$ 3,438,723	\$ 3,423,007	\$ 3,434,510	\$ 3,443,000
Capital Improvements					
Capital Fund Contribution	\$ 1,500,000	\$ 2,000,000	\$ 1,000,000	\$ 1,000,000	\$ 1,000,000
Bridge Match Capital	\$ -	\$ 1,500,000	\$ 1,500,000	\$ 1,500,000	\$ 1,500,000
Subtotal	\$ 1,500,000	\$ 3,500,000	\$ 2,500,000	\$ 2,500,000	\$ 2,500,000
Total	\$ 3,713,116	\$ 6,938,723	\$ 5,923,007	\$ 5,934,510	\$ 5,943,000

SOURCE: City of St. Louis



Repairs on City's Communications Building



Improvements
 Accomplished from
 Local Gaming
 Revenues

Isle of Capri - Boonville

General Manager: Kathryn Schuster
 100 Isle of Capri Boulevard
 Boonville, MO 65233
 (660) 882-1200

Date Licensed: December 6, 2001
 Gaming Space: 28,000 Square Feet
 Electronic Gaming Devices: 652
 Table Games: 15
 (2) Specialty Restaurants
 Meeting Space, Ballroom
 140-Room Hotel

Total Capital Investment in Property since Company
 Purchase: \$139,986,000
 Total Capital Investment in Property for
 Fiscal Year: \$1,892,000
 Total Employee Compensation: \$11,333,000
 Real Estate/Personal Property Tax: \$618,000
 State Sales Tax: \$484,000
 State Withholding Tax on Jackpots: \$1,491,000
 Federal Withholding Tax on Jackpots: \$2,551,000
 Charitable Donations: \$30,000
 Charitable Contributions By Patrons: \$53,000
 Total Employment: 324
 Minority Employment: 67
 Female Employment: 166

City of Boonville

Audit Fees	\$ 1,000
Howard County Sheriff's Department	27,000
Howard County Prosecuting Attorney	15,000
New Franklin Police Department	10,000
Cooper County Sheriff's Department	40,000
Cooper County Prosecuting Attorney	27,000
Oats -- Katy Flyer	15,000
City of Blackwater	1,000
City of Bunceton	1,000
City of Pilot Grove	1,000
Police Department	40,000
Various Planning	22,250
ADA Projects	21,900
Street Improvements	201,970
Drainage Projects	26,509
Police Vehicles (2)	81,000
Debt Service -- COP's	625,000
Strategic Planning	45,000
Transfer General Fund -- Operations	680,000
Professional Services	100,000
Various	19,000
Security Cameras	56,700
HVAC System at State Fair Community College	200,000
Window at Council Chambers	13,000
New Street Light Boxes	60,000
Transfer Station Building Improvements	175,900
Crosswalk at Main Street	20,000
Airport Fuel Tanks	12,000
Street Department Paint Machine	11,000
Street Department Dump Truck	100,000
Street Department Equipment	290,000
K9 Officer Training, New Canine, and New Dog House	20,000
Total	\$ 2,959,229

SOURCE: City of Boonville



New Dump Truck



New Paint Machine

Improvements
 Accomplished from
 Local Gaming
 Revenues

Mark Twain Casino

General Manager: Ryan Lounsbury
 104 Pierce Street
 LaGrange, Missouri 63448
 (573) 655-4770

Date Licensed: February 1, 2005
 Gaming Space: 13,667 Square Feet
 Electronic Gaming Devices: 388
 Table Games: 0
 (1) Specialty Restaurant
 Banquet Room

Total Capital Investment in Property since Company Purchase: \$38,928,789
 Total Capital Investment in Property for Fiscal Year: \$2,212,198
 Total Employee Compensation: \$4,691,281
 Real Estate/Personal Property Tax: \$222,688
 State Sales Tax: \$46,763
 State Withholding Tax on Jackpots: \$445,236
 Federal Withholding Tax on Jackpots: \$841,121
 Charitable Donations: \$8,650
 Charitable Contributions By Patrons: \$5,426
 Total Employment: 97
 Minority Employment: 14
 Female Employment: 46

City of LaGrange

2023-2024		
General Fund	Building/Grounds	\$ 5,000.00
	Other Cap, Riverfront	474,500.00
	Economic Development	28,709.00
	Parks	15,000.00
	Surplus Investment	10,000.00
Police Fund	Surplus Investment	15,000.00
	Surplus Investment	15,000.00
Fire Fund	Surplus Investment	10,000.00
	Equipment	22,000.00
	Office Equipment	22,000.00
Water	Surplus Investment	20,000.00
	Revenue Bond	39,700.00
	Building/Grounds	5,000.00
	Equipment	12,600.00
WasteWater	Building/Grounds	3,500.00
	USDA Bonds	32,307.00
	Revenue Bond	39,700.00
	Other Capital	25,000.00
	Machinery/Vehicle	12,000.00
Public Works	Machinery Vehicle	40,000.00
	Street Improvements	150,000.00
	Citizen Sidewalk Program	5,000.00
	Surplus Investment	10,000.00
	Equipment	6,500.00
		Total \$ 1,018,516.00

SOURCE: City of LaGrange



Snow Plow



2023 Ford F350 with Dump Bed

Improvements
 Accomplished from
 Local Gaming
 Revenues

River City Casino

General Manager (Interim): Rich Huisinga
 777 River City Casino Blvd.
 St. Louis, MO 63125
 (314) 388-7502

Date Licensed: March 1, 2010
 Gaming Space: 90,000 Square Feet
 Electronic Gaming Devices: 1,620
 Table Games: 45
 Hybrid Games: 8
 (5) Specialty Restaurants
 200-Room Hotel
 Parking Garage
 Meeting Space, Concert Hall

Total Capital Investment in Property since Company Purchase: \$504,229,114
 Total Capital Investment in Property for Fiscal Year: \$5,647,107
 Total Employee Compensation: \$28,205,197
 Real Estate/Personal Property Tax: \$8,589,487
 State Sales Tax: \$1,675,200
 State Withholding Tax on Jackpots: \$4,779,145
 Federal Withholding Tax on Jackpots: \$6,317,400
 City Lease Payments: \$6,353,961
 Charitable Donations: \$18,275
 Charitable Contributions By Patrons: \$39,930
 Total Employment: 647
 Minority Employment: 318
 Female Employment: 296

St. Louis County

Revenues:	
Admission Tax	\$ 4,083,661
Gaming Tax	\$ 5,231,219
Total	\$ 9,314,880

Expenditures:		
Police Crime Laboratory / 911 Call Center (reflects debt service expenditures made between 7/1/23 and 6/30/24)	\$ 610,875	The County leveraged casino revenues to issue \$11.6 million in bonds in 2010 (refunded in 2020) for the purpose of constructing a new police crime laboratory and equipping the County's 911 call center. The new lab provides adequate work space and allows employees to process evidence more efficiently. Casino revenues also helped to fund additional employees which will improve case turnaround time. The crime laboratory will help the Police Department with future accreditation and will help provide the St. Louis region with high quality, state of the art investigation services to help us prevent as well as react to crime in the community.

Business Incubator Center (reflects debt service expenditures made between 7/1/23 and 6/30/24)	\$ 427,100	The County leveraged casino revenues to issue \$7.1 million in bonds in 2010 (refunded in 2020) for the purpose of renovating and improving existing business incubator facilities and acquiring and renovating new business incubator facilities. These facilities provide affordable office and warehouse space and support services to new and growing businesses in a variety of disciplines including information technology, research, transportation and distribution, and professional services.
--	------------	--

General public safety costs	\$ 4,620,344
General government costs	\$ 3,656,561
Total	\$ 9,314,880

SOURCE: St. Louis County

St. Louis County Port Authority Funded Projects

(Lease revenue committed 7/1/23 through 6/30/24)

Port Authority Community Investment grants	\$ 3,300,000
Helix Fund - Resources for Plant and Life Sciences Startup Companies (FY 2023 - 2025)	1,400,000
Lemay Community and North County Aquatic Park Bonds (debt service expenditures)	1,031,329
Banshee Road Bond (debt service expenditures)	233,503
Luthansa - International Flight Incentive Program	1,250,000
39 North Agtech Innovation District (FY 2023 - 2025)	300,000
	<hr/>
	\$ 7,514,832

SOURCE: St. Louis County Port Authority



Improvements
 Accomplished from
 Local Gaming
 Revenues

St. Jo Frontier Casino

General Manager: Donald Wren
 777 Winners Circle
 St. Joseph, Missouri 64505
 (816) 279-5514

Date Licensed: February 1, 2005
 Gaming Space: 18,000 Square Feet
 Electronic Gaming Devices: 416
 Table Games: 6
 (2) Specialty Restaurants, Coffee House
 Meeting Space

Total Capital Investment in Property since Company Purchase: \$61,407,801
 Total Capital Investment in Property for Fiscal Year: \$2,665,895
 Total Employee Compensation: \$4,872,065
 Real Estate/Personal Property Tax: \$263,780
 State Sales Tax: \$131,261
 State Withholding Tax on Jackpots: \$419,673
 Federal Withholding Tax on Jackpots: \$834,448
 Charitable Donations: \$6,000
 Charitable Contributions By Patrons: \$2,493
 Total Employment: 145
 Minority Employment: 24
 Female Employment: 101

City of St. Joseph

CATEGORY	Actual FY 2022/23	Projected FY 2023/24
City Sponsored Festivals / Celebrations	32,550	43,400
Downtown Development & Revitalization		
Allied Arts Contribution/MO Bicentennial	30,000	30,000
Projects for Better Historic Preservation & Property Maintenance Activity	153,205	162,007
Economic Development		
Professional Services - Outside Legal Issues	276,132	10,760
C of C - Economic Development Contract	200,000	243,650
C of C - Workforce Development	10,000	10,000
Community Alliance Partnership	29,413	20,000
Innovation Stockyards	20,000	20,000
MO-KAN	25,000	25,000
MWSU Center for Service	40,000	0
Other		
Public Awareness/Education	29,288	22,053
City's Rosecrans Airport-Operations Support	70,000	70,000
City's Parking Maintenance-Operations Support	6,500	6,500
City's Nature Center-Operations Support	40,000	40,000
MO Home Dock Cities Assoc	5,000	0
In kind Service for festivals and parades	3,000	3,000
State Legislative Lobbyist	9,900	10,000
Total Expenditures	979,988	716,369

SOURCE: City of St. Joseph



Chiefs Training Camp

Buchanan County

	2022 ACTUAL EXPENDITURES	2023 FINAL EXPENDITURES	2024 BUDGET
APPROPRIATIONS:			
Health and Welfare			
Social Welfare Board	361,607.88	353,187.96	353,188.00
Health Department	79,605.66	83,589.06	0.00
Public Services			
Extension Council	91,200.00	83,600.00	81,200.00
Soil & Water Conserv.		10,000.00	5,000.00
General Accounts			
Cold Weather Shelter		174,609.66	
Voices of Courage- New Facility Remodel		150,000.00	
Training Camp Bleachers		7,500.00	
Holiday Experience		2,000.00	2,000.00
Pilot Reading Program			22,100.00
Food Programs for schools			80,000.00
County Clean Up/Abandoned House Clean Up			112,700.00
Arts		10,000.00	10,000.00
Airshow			20,000.00
NW Mo Geneology		14,000.00	5,000.00
Sisters of Solace			25,000.00
Reserve	121,965.27	393,354.35	662,395.05
TOTAL	654,378.81	1,281,841.03	1,378,583.05

SOURCE: Buchanan County

Improvements
 Accomplished from
 Local Gaming
 Revenues

Charitable Gaming

Charitable Gaming includes licensed bingo and other associated games such as pull-tabs, merchandise coin boards, and event tickets. Bingo was legalized in 1980 and came under the Missouri Gaming Commission on July 1, 1994. The operation of bingo and the other associated games is restricted to qualified licensed religious, charitable, fraternal, veteran, and service organizations. The Charitable Games Division also licenses hall providers, suppliers, and manufacturers of bingo products.

All proceeds over and above the actual cost of conducting bingo must be used for charitable, religious, or philanthropic purposes of the organization, and no part of the net earnings may inure to the benefit of any individual member of the organization. Bingo proceeds collected by these tax-exempt organizations are used to fund various projects such as veterans homes, drug awareness programs, prevention of child abuse, cancer care and research, Alzheimer's care and research, Boy & Girl Scouts, various religious organizations, scholarships, sight and hearing care for impoverished citizens, and many more.

More than \$100 million has been generated in tax revenue since bingo was legalized. The chart below represents the actual tax reported for bingo paper and pull-tabs for the past five fiscal years. All bingo tax is deposited into the Proceeds for Education Fund. A comparison of tax paid per file period shows a slight decline in the overall taxes reported for bingo paper and pull-tab sales combined.

Actual Tax Reported For File Period					
YEAR	FY20*	FY21*	FY22	FY23	FY24
PAPER	\$547,503.81	\$425,084.81	\$579,689.74	\$615,259.79	\$598,568.80
PULL-TAB	\$639,051.90	\$689,239.56	\$838,479.94	\$851,894.89	\$843,919.86
TOTAL	\$1,186,555.71	\$1,114,324.37	\$1,418,169.68	\$1,467,154.68	\$1,442,488.66

*Tax amounts for March through June of FY2020 & all of FY2021 were significantly impacted by the COVID-19 virus.

The charts below reflect the total bingo taxes deposited and the total number of licensees over the past four years. The bingo tax deposited is different from the tax reported per file period because of the due date of reporting. Reports are due the last day of the month following the month in which the bingo card or pull-tab was sold; therefore, the tax collected for certain file periods during the fiscal year may be included in different fiscal year deposits.

Total Deposits into Proceeds For Education				
Year	FY21*	FY22	FY23	FY24
Tax Collected	\$901,051.26	\$1,370,781.01	\$1,445,120.79	\$1,438,393.42
Interest Earned	\$1,577.49	\$767.55	\$7,633.72	\$3,314.93
Total	\$902,628.75	\$1,371,548.56	\$1,452,754.51	\$1,441,708.35

*Tax amounts for FY2021 were significantly impacted by the COVID-19 virus.

TYPE OF LICENSE	FY21	FY22	FY23	FY24
REGULAR BINGO	192	182	173	162
SPECIAL BINGO (Valid for one event from 1 to 7 days)	60*	201	231	248
ABBREVIATED PULL-TAB (Valid for 24 hours, limit 15 per calendar year)	16*	103	111	103
SUPPLIER	1	1	1	1
MANUFACTURER	4	3	3	3
HALL PROVIDER	52	53	49	48

*The decrease in special and abbreviated licenses can be attributed to the COVID-19 virus that affected social gatherings during 2021, causing a decline in bingo activity.

Fantasy Sports Contests

The Missouri Fantasy Sports Consumer Protection Act went into effect August 28, 2016. Ten fantasy sports companies are currently licensed to offer fantasy sports contests in Missouri. Below are the licensed fantasy sports companies operating in Missouri:

Company	Web Address
DK Crown Holdings, Inc.	www.draftkings.com
FanDuel, Inc.	www.fanduel.com
RealTime Fantasy Sports, Inc.	www.RTSports.com
SportsHub Games Network, Inc.	www.shgn.com
Yahoo Fantasy Sports, LLC	www.sports.yahoo.com
FFPC, LLC	www.myffpc.com
Underdog Sports, Inc.	www.underdogfantasy.com
OwnersBox 3.0 Corporation	www.ownersbox.com
Bid Ventures, Inc.*	www.jockmkt.com
Two Nine Sports, Inc.*	www.play.stathero.com

*Licensed in 2023, therefore not reflected in the table below.

Company	Operation Fees for Calendar Year 2022
DK Crown Holdings, Inc.	\$294,702
FanDuel, Inc.	\$106,176
RealTime Fantasy Sports Inc.	\$3,557
SportsHub Games Network, Inc.	\$2,265
Yahoo Fantasy Sports, LLC	\$2,321
FFPC, LLC	\$2,594
Underdog Sports, Inc.	\$14,123
OwnersBox 3.0 Corporation	\$0
Total	\$425,738

The above table shows the amount of annual operations fees collected in FY2024 from licensed operators for the calendar year 2022. All fees collected are placed in the Gaming Proceeds for Education fund.

Annual Deposits	FY21	FY22	FY23	FY24
Annual Operation Fees	\$492,406	\$370,535	\$494,163	\$425,738
Annual License Renewal Fees	\$10,000	\$10,000	\$10,000	\$10,000

The above chart shows the annual operation fees and annual license renewal fees deposited during the last four fiscal years. The annual operation fees are due on November 1st of the following year. The annual renewal fee for each licensee is \$0, \$2,500, or \$5,000 based on whether the operator's net revenue from the previous calendar year was less than 1 million, above 1 million but less than 2 million, or over 2 million, respectively. These fees are paid to the Gaming Commission fund.

Missouri State Highway Patrol

The Gaming Division was established on May 1, 1994, by order of Colonel Fred M. Mills and was the first new division established within the Patrol since the creation of the Division of Drug and Crime Control in 1983. Officers assigned to the division conduct investigations and enforcement functions necessary to assist with regulating legal gaming activities in Missouri.

Under terms established by a memorandum of understanding, the Patrol's Gaming Division works in concert with the Missouri Gaming Commission to license and regulate constitutionally permitted gaming activities in the state. The division is part of the Patrol's Criminal Investigation Bureau and is under the command of Captain Andrew O. Tourney. The division is divided into Administrative Services, Investigations, Eastern and Western District Enforcement.

The Administrative Services Section, under the direction of Lieutenant Kevin J. Hunter, is responsible for administrative aspects of division operations, including: supervision of clerk typists and the property control supervisor, fleet management, training, criminal records, overtime, recruiting, personnel actions, and special projects.

The Investigative Unit, under the direction of Lieutenant Shawn M. Griggs, conducts comprehensive background investigations of individuals and corporate entities seeking licensure from the Missouri Gaming Commission. The individuals and entities subject to background investigation are specified in 11 CSR 45-4, and the results of completed investigations are used by the Missouri Gaming Commission when evaluating their suitability for licensing. Additionally, the unit assists the Missouri Gaming Commission with investigations related to licensed charitable gaming and fantasy sports operations in the state.

Lieutenant Jody T. Laramore and Lieutenant Jeffery T. Fitzgerald direct enforcement operations in the eastern and western districts of the state. Officers assigned to the Enforcement Section conduct investigations into violations of Missouri Gaming Commission regulations and investigate and arrest individuals for violations of criminal law. Results of regulatory investigations are referred to the Missouri Gaming Commission for administrative action, while violations of criminal law are referred to the prosecuting attorney.

All four sections of the Patrol's Gaming Division are provided clerical support from Administrative Office Support Assistant Ms. Rachel M. Thowe, Clerk Typists Ms. Kayla Bradley, and Ms. Stacy Slayton. Their responsibilities include processing criminal investigation reports and similar administrative tasks.

The Gaming Division's proactive approach and collaboration with the Missouri Gaming Commission reflects a commitment to ensuring the integrity of licensed gaming activities and contributing to the safety of those who live in and visit the state.

MSHP Gaming Division FY 2024 Enforcement Statistics	Arrests			Criminal Investigations	Regulatory Investigations	Notices of Investigation	Compliance Directives
	Arrest Misd.	Arrest Felony	Total Persons Arrested				
Ameristar Casino (Kansas City)	169	57	128	146	208	9	183
Argosy Casino	73	29	50	77	365	14	362
Harrah's North Kansas City Casino	110	35	60	66	211	14	151
St. Jo Frontier Casino	27	1	24	31	22	9	18
Isle of Capri Boonville Casino	19	4	18	20	160	11	152
Bally's Casino - Kansas City	174	51	99	269	807	21	777
Ameristar Casino (Saint Charles)	246	85	148	189	204	6	201
Hollywood Casino St. Louis	306	63	182	194	160	6	124
Century Casino Caruthersville	18	5	15	30	32	5	277
Horseshoe St. Louis	46	20	30	34	100	18	83
Mark Twain Casino	12	0	11	11	36	1	70
River City Casino	321	242	204	212	146	7	102
Century Casino Cape Girardeau	34	18	34	51	179	3	117
TOTAL	1555	610	1003	1330	2630	124	2617

Notes

Notes

